

COUNCIL MINUTES

November 20, 2017

The City Council of the City of Mesa met in a Study Session in the lower level meeting room of the Council Chambers, 57 East 1st Street, on November 20, 2017 at 4:31 p.m.

COUNCIL PRESENT

John Giles
David Luna
Mark Freeman
Francisco Heredia
Kevin Thompson
Jeremy Whittaker

COUNCIL ABSENT

Christopher Glover

OFFICERS PRESENT

Christopher Brady
Dee Ann Mickelsen
Jim Smith

Mayor Giles excused Councilmember Glover from the entire meeting.

1. Review items on the agenda for the November 20, 2017 Regular Council meeting.

All of the items on the agenda were reviewed among Council and staff and the following was noted:

Conflict of interest: None.

Items removed from the consent agenda: None.

Budget Director Candace Cannistraro displayed a PowerPoint presentation (**See Attachment 1**) and discussed item 4-p (**Three-Year Term Contract for the Upgrade/Replacement of the Open Data Platform Solution for the Information Technology Department**) on the Regular Council Meeting agenda.

2. Approval of minutes from an executive session held on October 12, 2017.

It was moved by Councilmember Freeman, seconded by Vice Mayor Luna, that the minutes from an Executive Session held on October 12, 2017 be approved.

Mayor Giles declared the motion carried unanimously by those present.

3. Acknowledge receipt of minutes of various boards and committees.

3-a. Housing and Community Development Advisory Board meeting held on October 5, 2017.

3-b. Parks and Recreation Advisory Board meeting held on September 13, 2017.

3-c. Historic Preservation Board meeting held October 3, 2017 and Historic Preservation Board Special Meeting held on October 30, 2017.

3-d. Economic Development Advisory Board meeting held on October 3, 2017.

It was moved by Councilmember Thompson seconded by Councilmember Freeman, that receipt of the above-listed minutes be acknowledged.

Mayor Giles declared the motion carried unanimously by those present.

4. Hear reports on meetings and/or conferences attended.

Vice Mayor Luna: National League of Cities Annual Conference

5. Scheduling of meetings and general information.

City Manager Christopher Brady stated that the schedule of meetings is as follows:

Friday, November 24, 2017, 4:00 p.m. - Merry Main Street Kickoff

Thursday, November 30, 2017, 7:30 a.m. – Study Session

6. Convene Executive Session.

It was moved by Vice Mayor Luna, seconded by Councilmember Heredia, that the Study Session adjourn at 4:54 p.m. and the Council enter into an Executive Session.

Mayor Giles declared the motion carried unanimously by those present.

6-a Discussion or consultation for legal advice with the City Attorney. (A.R.S. §38-431.03A (3)) Discussion or consultation with the City Attorney in order to consider the City's position and instruct the City Attorney regarding the City's position regarding contracts that are the subject of negotiations, in pending or contemplated litigation or in settlement discussions conducted in order to avoid or resolve litigation. (A.R.S. §38-431.03A(4))

1. Krstic v. Officer Gransee, et al., United States District Court, Case No. CV-16-02830 HX-ROS.

7. Adjournment.

Without objection, the Study Session adjourned at 5:41 p.m.



John Giles
JOHN GILES, MAYOR

ATTEST:

Dee Ann Mickelsen
DEE ANN MICKELSEN, CITY CLERK

I hereby certify that the foregoing minutes are a true and correct copy of the minutes of the Study Session of the City Council of Mesa, Arizona, held on the 20th day of November, 2017. I further certify that the meeting was duly called and held and that a quorum was present.

Dee Ann Mickelsen
DEE ANN MICKELSEN, CITY CLERK

js
(Attachments – 1)

Open Data Platform

Setting the Stage for
Data Driven Decision Making

City Council Agenda – 11/20/2017

Presented by the Office of Management and Budget

Candace Cannistraro: Management and Budget Director



Mesa's Current Open Data Platform

- ▶ “What Works Cities” partnership initiated the development of Mesa’s data governance policy and open data portal
- ▶ Establishment of Open Data Leadership Board and formation of open data technical team
- ▶ Current platform has been in place since March 2016. Contract ends March 2018

Mesa's Current Open Data Portal



Search for Open Data



City Strategic Priorities & Goals

Mesa's Open Data program is focused on providing the data behind the key indicators and trends related to our City's strategic goals.





Search for Open Data

Community Safety

Transform Neighborhoods

Workforce Development

Sustainable Economy

Placemaking



Mesa's Current Council Priority




Transform Neighborhoods

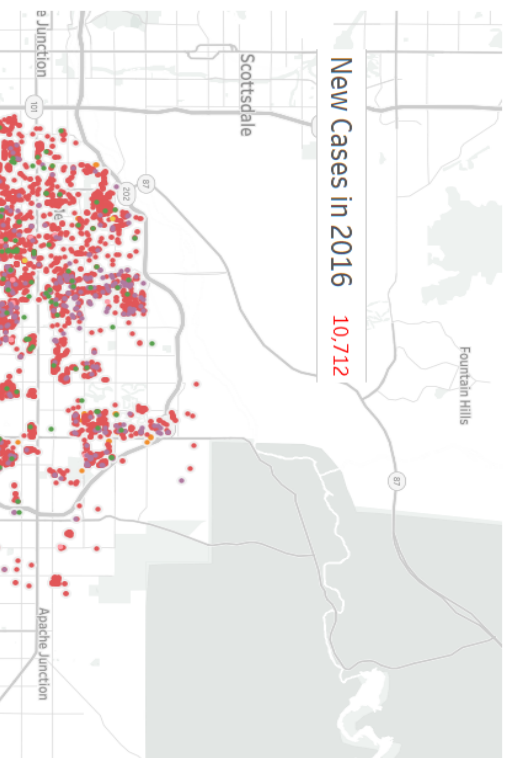
Mesa's neighborhoods are clean, safe, and economically vibrant places where residents and businesses are engaged, informed, and take pride in their property and community



Code Complaints Closed within **15 days**, **16-30 days** or **30+ days** (Source: Tidemark)



Incidents of Code Violation Complaints in 2016 (Source: Tidemark)





Search for Open Data

Community Safety Transform Neighborhoods Workforce Development Sustainable Economy Placemaking

Financials - All Dataviews

All financials related datasets. Click on title of a dataview to expand into full dataset. | [More information](#)



For visualizations associated with these dataviews click [here](#).

Tax Revenues (TPT and TLT - also known as Sales and Bed Tax)

Tax Revenue (TPT Only) – Citywide by Consumer Activity Period

Month	2016	2015	2014	2013
1	\$11,628,542.33	\$11,317,012.87	\$11,057,104.67	\$10,764,003.70
2	\$12,454,432.76	\$11,818,706.94	\$11,185,318.40	\$10,983,783.40
3	\$13,801,862.52	\$13,587,465.80	\$12,478,391.27	\$12,156,128.45
4	\$12,193,416.92	\$11,907,810.73	\$11,485,517.79	\$11,230,636.36
5	\$12,955,877.57	\$11,786,774.58	\$11,467,141.69	\$11,061,511.28
6	\$12,726,598.75	\$12,000,474.65	\$11,409,203.18	\$10,815,301.39
7	\$12,493,649.45	\$11,728,553.73	\$11,389,984.47	\$11,075,468.64

Tax Revenue (TLT Only) – Citywide by Consumer Activity Period

Month	2016	2015	2014	2013	2012
1	\$382,153.54	\$394,745.73	\$284,658.63	\$277,086.74	\$267,086.
2	\$512,511.60	\$470,656.74	\$397,201.32	\$390,756.72	\$373,730.
3	\$688,344.08	\$626,454.24	\$549,138.35	\$526,344.07	\$505,737.
4	\$358,538.37	\$280,402.97	\$285,747.72	\$281,153.26	\$246,576.
5	\$267,429.02	\$228,959.33	\$222,865.14	\$213,561.67	\$208,485.
6	\$220,222.80	\$179,119.45	\$158,812.69	\$173,659.09	\$149,923.
7	\$193,464.58	\$159,234.43	\$149,065.87	\$141,746.60	\$130,498.

Tax Revenue (TPT Only) – Citywide by Posting Period

Month	2016	2015	2014	2013
1	\$14,103,265.74	\$13,363,006.32	\$13,698,907.28	\$12,524,819.18
2	\$11,751,183.15	\$11,258,040.03	\$10,918,986.35	\$10,357,840.14
3	\$12,838,048.27	\$12,201,730.43	\$11,398,458.23	\$11,323,965.99
4	\$13,562,176.12	\$13,708,965.22	\$12,473,615.47	\$12,389,705.41
5	\$12,631,809.05	\$11,655,873.28	\$11,403,752.04	\$11,170,208.31
6	\$12,974,363.80	\$12,028,108.21	\$11,567,875.90	\$10,928,221.06
7	\$12,522,775.04	\$12,009,859.36	\$11,371,285.63	\$11,083,555.13

Mesa's
Current
Dataset
View

As discussed in Wrap-up last S

the Budget
Spring

encourages citizen
interaction and provides
easy access to and
maintenance of City data

Selection process for a new
Foghorn currently underway to
enhance the City's open data
protocols and policies for
the identification and use
of City data, both
internally and externally

Establishment of a
Data Program Manager

6

interaction and provides easy access to and maintenance of City data

Selection process for a new

For this current understanding to enhance the City's open data protocols and policies for the identification and use of City data, both internally and externally

Establishment of a

interaction and provides easy access to and maintenance of City data

Selection process for a new

For this current understanding to enhance the City's open data protocols and policies for the identification and use of City data, both internally and externally

Establishment of a

interaction and provides easy access to and maintenance of City data

Selection process for a new

For this current understanding to enhance the City's open data protocols and policies for the identification and use of City data, both internally and externally

Establishment of a

interaction and provides easy access to and maintenance of City data

Selection process for a new

For this current understanding to enhance the City's open data protocols and policies for the identification and use of City data, both internally and externally

Establishment of a

Key Desired Outcomes of

Project

Cross departmental team identified goals of open data program, evaluated current software platform and determined need for a more robust system

Improve ease of use in accessing, using and analyzing City open data

Continue to foster civic engagement, collaboration and public trust

Enhance data-driven decision making

Automate publishing and updating of data to ensure

Proposed Platform: Socrata Hosted System

The recommended contract includes a support/implementation plan and four system

Blueprint
(Support/Education)

Publica Open Data Cloud

Perspectives
(On-line story telling)

Open Expenditures
(Checkbook style
transactional data)

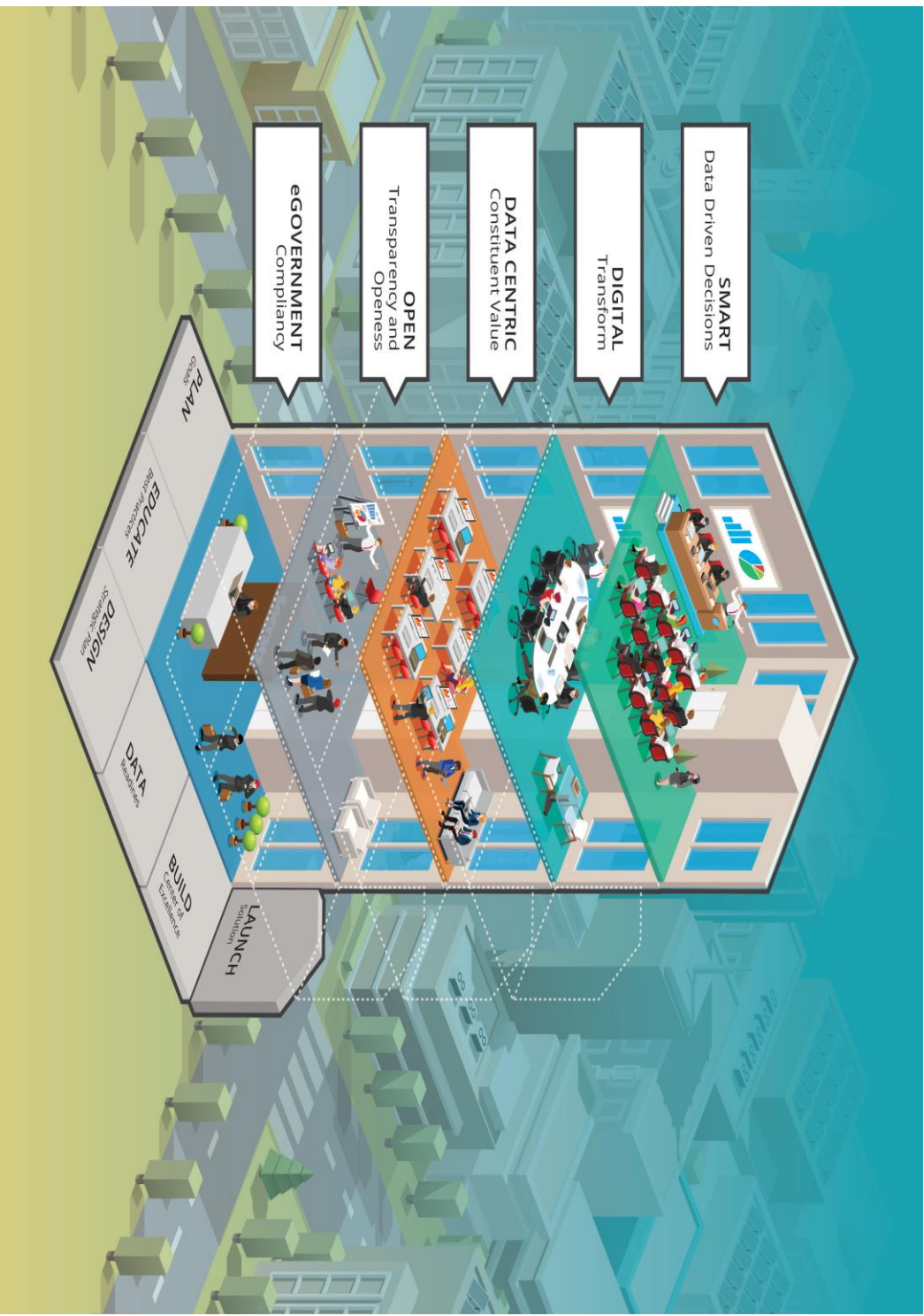
Open Budget
(Comparison of budget to
actuals)



- Assists the City to create a sustainable data program
- Includes: Consulting, Education and Support
 - Open Data Cloud: City data sets are hosted on a cloud-based platform
 - Users can create charts, maps, dashboards, etc

Publica Open Data Cloud

Socrata Blueprint Maturity Model



Publica Open Data Cloud Example

Welcome to Open Data Cincinnati

We invite you to explore all of the data in the following categories that reflect the priority goals we've established to facilitate the delivery of efficient, effective and improved customer services.

- Safer Streets
- Growing Economy
- Thriving & Healthy Neighborhoods
- Innovative Government
- Fiscal Sustainability & Strategic Investment
- Browse All Data

Our Vision
The City's data belongs to our citizens and the public. The City of Cincinnati will provide access to government data to improve services, increase accountability and stimulate economic activity.

Our Mission
To provide access to government data, encourage the development of creative tools to engage, serve and improve our neighborhoods and the quality of life of our residents.

Our Priority Goals
Please click here to view Cincinnati's Priority Goals.

Turning Open Data into Examples



Mission

The mission of the Police Department is to keep you, your family and our community safe. [Learn more in a message from the director.](#)

Key Indicators

Part II Crime Rate Per 1,000
Population



Percent of Part I Crimes
Cleared




Resident Satisfaction with the
Quality of Police Services



Perspectives Example

Creation and publication of on-line stories
around the data

Allows for text narration of visualizations and
the imbedding of third-party content



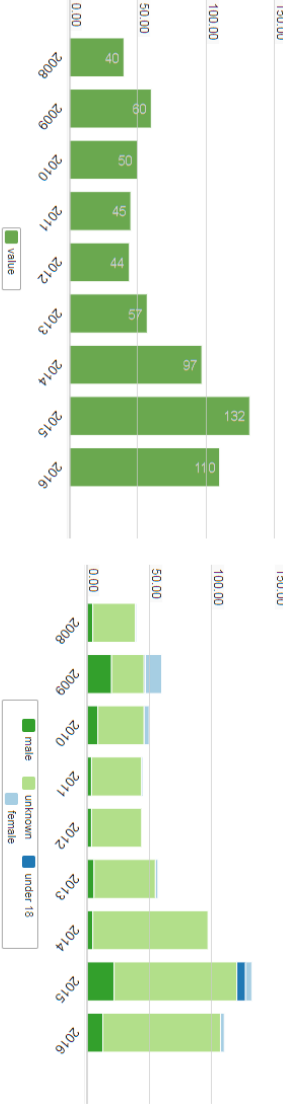
Homelessness In Auburn: Addressing a Regional Issue

Task Force on Homelessness

In November 2015, Mayor Nancy Backus convened a citizen task force to address homelessness in Auburn. This task force is comprised of community leaders, service providers, citizens, faith community, police and fire, school district, Muckleshoot Indian Tribe, business owners and key city staff. This page will provide relevant updates to the committee's progress, discussions and information. We hope that we will hear from a wide range of residents as well and will be offering opportunities to be a part of this important conversation. [Learn more about the Task Force.](#)

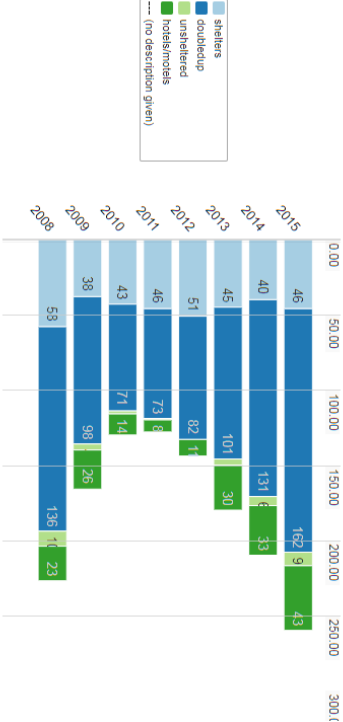
A Complex Challenge

What we are seeing in Auburn is not unique. Across King County, Washington state, and nationally, we are seeing the suburbanization of poverty, as the poor are priced out of housing in urban centers. In Washington, decades of under-investment in mental health care, developmental disabilities services, and substance abuse treatment are translating into increasing homelessness. In King County, those systemic failures combined with an alarming increase in the cost of housing have further complicated an already complex challenge.



Homeless Children & Youth

Each year data is collected on homeless children and youth enrolled and served by districts in Washington State. This is the children and youth served by Auburn School District.

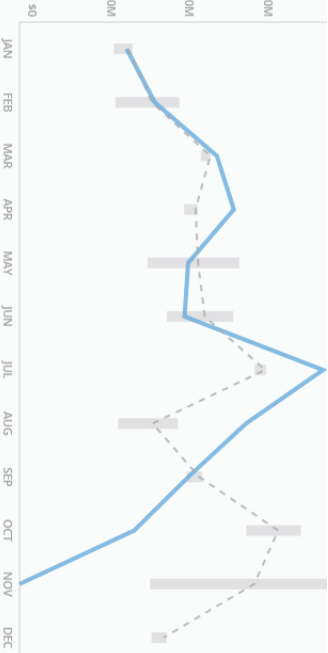


Open Expenditures Example

Total Transactions
11,998

Click on the link below to explore transaction-level detail of the spending of the County. Information can be viewed either in a graphical spending summary or in a detailed checkbook view. The transactions are through October 11, 2017.

[Explore All Spending](#)



Top Fund

\$31.22 Million

GENERAL FUND

Top 5

1. GENERAL FUND
2. ROAD and BRIDGE
3. JUSTICE CTR SALES and USE TAX
4. ROAD SALES and USE TAX
5. CAPITAL EXPENDITURES

[Show Chart](#)

Top Vendor Name

\$6.69 Million

W.E. ONEIL CONSTRUCTION

Top 5

1. W.E. ONEIL CONSTRUCTION
2. DISTRICT ATTORNEY
3. CITY OF LONE TREE
4. DEVELOPMENTAL PATHWAYS INC
5. R.E. MONKS CONSTRUCTION

[Show Chart](#)

Top Expense Category

\$31.74 Million

PURCHASED SERVICES

Top 5

1. PURCHASED SERVICES
2. CAPITAL OUTLAY
3. MAJOR MAINTENANCE & REPAIRS
4. INTERGOVERNMENTAL SUPPORT
5. DEBT SERVICE

[Show Chart](#)

Open Expenditures

Ledger
\$108.80 million - 100.00% of all

\$108.80 Million Ledger 2017 ▾

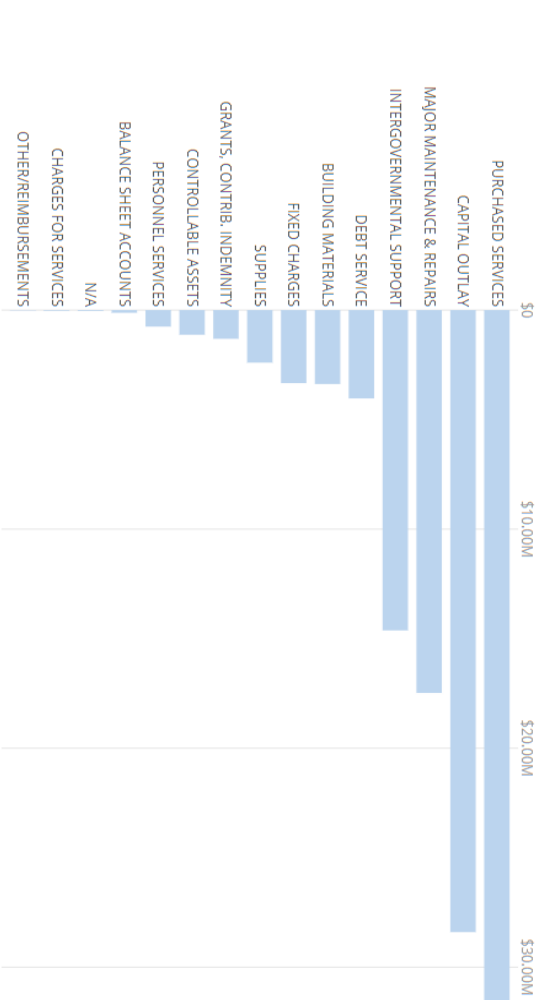
Spending Summary Checkbook

● Ledger broken down by Expense Category ▾

Share

← Back

Total



Snapshot

Pie Chart

Over Time

Show As

\$

%

Sort

Total (Descend... ▾

Open Expenditures Spending Summary

Open Expenditures

Open Expenditures Checkbook View

million - 100.00% of
Category
BASED SERVICES
million - 29.17% of all

\$31.74 Million PURCHASED SERVICES 2017

Spending Summary Checkbook

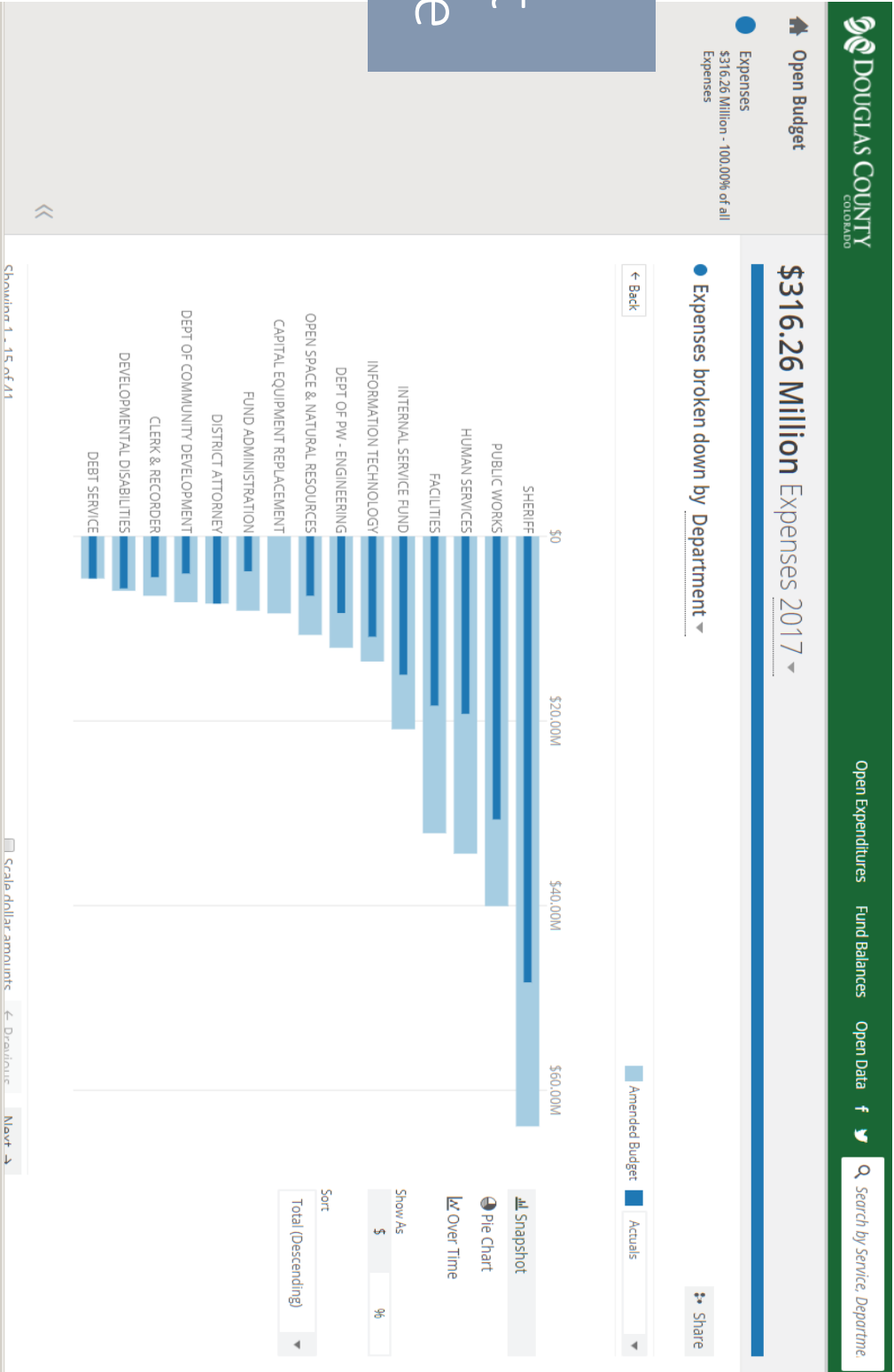
PURCHASED SERVICES

Checkbook

Total
\$31,739,041.66
Transactions
6,315

Download

Back											
Vendor	Expense Category	Description	Invoice Number	Invoice Date	Payment Number	Payment Date	Void Date	Amount			
VACURA, CRAIG	PURCHASED SERVICES	Change in gross amount	11017	Jan 10, 2017	456291	N/A	Jan 24, 2017	\$-102.65			
US BANK	PURCHASED SERVICES	Change in gross amount	103690174364/112016/2	Nov 30, 2016	456012	N/A	Jan 3, 2017	\$-35.43			
US BANK	PURCHASED SERVICES	Change in gross amount	103690174364/112016/2	Nov 30, 2016	456012	N/A	Jan 3, 2017	\$-1,033.40			
US BANK	PURCHASED SERVICES	Change in gross amount	103690174364/112016/2	Nov 30, 2016	456012	N/A	Jan 3, 2017	\$-4.26			
US BANK	PURCHASED SERVICES	Change in gross amount	103690174364/112016	Nov 30, 2016	456012	N/A	Jan 3, 2017	\$-2,719.68			
JUVENILE	PURCHASED	Change in gross amount	SFO276	Nov 30, 2016	456948	N/A	Mar 27,	\$-5,400.00			




Open
Budget
Example

Goals for March/April Go-live

Conversion and placement of current data sets on Socrata platform

Story created for one Council
Priority as an example

Financial Transparency
Live with Open Expenditures
and Open Budget



Thank you

