WDGE4 LED
Architectural Wall Sconce

Buy American

Catalog Number

Notes

Type **'SA'**

To view, hold cursor over image over the page to view alternate image.

Specifications

Depth (D1): 10"
Depth (D2): 2"
Height: 9"
Width: 25"
Weight: (without options) 30.5 lbs

Introduction

The WDGE LED family is designed to meet specifier's every wall-mounted lighting need in a widely accepted shape that blends with any architecture. The clean rectilinear design comes in four sizes with lumen packages ranging from 1,200 to 25,000 lumens, providing a true site-wide solution. Embedded with nLight® AIR wireless controls, the WDGE family provides additional energy savings and code compliance.

WDGE4 has been designed to deliver up to 25,000 lumens through a precision refractive lens with wide distribution, perfect for augmenting the lighting from pole mounted luminaires.

WDGE LED Family Overview

Luminaire	Standard EM, 0°C	Cold EM, -20°C	Sensor	Lumens (4000K) P1	P2	P3	P4	P5	P6
WDGE1 LED	4W	--	--	1,200	2,000	--	--	--	--
WDGE2 LED	10W	10W	Standalone / nLight	1,200	2,000	3,000	4,500	6,000	--
WDGE3 LED	15W	10W	Standalone / nLight	2,500	8,500	10,000	12,000	--	--
WDGE4 LED	--	--	Standalone / nLight	12,000	16,000	18,000	20,000	22,000	25,000

Ordering Information

EXAMPLE: WDGE4 LED P3 40K 70CRI R3 MVOLT SRM DDBXD

Series	Package	Color Temperature	CRI	Distribution	Voltage	Mounting
WDGE4 LED	P1 P4 P2 P5 P3 P6	30K 3000K 40K 4000K 50K 5000K	70CRI 80CRI	R2 Type 2 R3 Type 3 R4 Type 4 RFT Forward Throw	MVOLT 347[1] 480[1]	**Shipped included** SRM Surface mounting bracket KW Indirect Canopy/Ceiling Washer bracket (ship separately with surface mounting bracket, not available with direct ceiling mounting) **Shipped separately** AWS 3/8inch Architectural wall spacer PBBW Surface-mounted back box (top, left, right conduit entry). Use when there is no junction box available.

Options

PE[2]	Photocell, Button Type
DS[3]	Dual switching (comes with 2 drivers and 2 light engines)
DMG[4]	0-10V dimming wires pulled outside fixture (for use with an external control, ordered separately)
BCE	Bottom conduit entry for back box (PBBW). Total of 4 entry points.
SPD10KV	10kV Surge pack

Standalone Sensors/Controls

PIR	Bi-level (100%/50%) motion sensor for 8-15' mounting heights. Intended for use on switched circuits with external dusk to dawn switching.
PIRH	Bi-level (100%/50%) motion sensor for 15-30' mounting heights. Intended for use on switched circuits with external dusk to dawn switching
PIR1FC3V	Bi-level (100%/50%) motion sensor for 8-15' mounting heights with photocell pre-programmed for dusk to dawn operation.
PIRH1FC3V	Bi-level (100%/50%) motion sensor for 15-30' mounting heights with photocell pre-programmed for dusk to dawn operation.

Networked Sensors/Controls

NLTAIR2 PIR	nLight AIR Wireless enabled bi-level motion/ambient sensor for 8-15' mounting heights.
NLTAIR2 PIRH	nLight AIR Wireless enabled bi-level motion/ambient sensor for 15-30' mounting heights.

See page 3 for out of box functionality.

Finish

DDBXD	Dark bronze
DBLXD	Black
DNAXD	Natural aluminum
DWHXD	White
DSSXD	Sandstone
DDBTXD	Textured dark bronze
DBLBXD	Textured black
DNATXD	Textured natural aluminum
DWHGXD	Textured white
DSSTXD	Textured sandstone

Accessories
Ordered and shipped separately.

WDGSRMS DDBXD U — WDGE Urban Architectural Wall Spacer (specify finish)
WDGHTPBBW DDBXD U — WDGE surface-mounted back box (specify finish)

NOTES
1 347V and 480V not available with DS.
2 PE not available in 480V and with sensors/controls.
3 DS and DMG not available with sensors/controls.
4 Not qualified for DLC. Not available with emergency battery backup.

© 2019-2021 Acuity Brands Lighting, Inc. All rights reserved.

Performance Data

Lumen Output

Lumen values are from photometric tests performed in accordance with IESNA LM-79-08. Data is considered to be representative of the configurations shown, within the tolerances allowed by Lighting Facts. Contact factory for performance data on any configurations not shown here.

Performance Package	System Watts	Dist. Type	30K (3000K, 70 CRI) Lumens	LPW	B	U	G	40K (4000K, 70 CRI) Lumens	LPW	B	U	G	50K (5000K, 70 CRI) Lumens	LPW	B	U	G
P1	77W	R2	11,173	146	2	0	1	12,125	158	2	0	1	12,125	158	2	0	1
		R3	10,953	143	2	0	2	11,884	155	2	0	2	11,884	155	2	0	2
		R4	11,224	147	2	0	2	12,180	159	2	0	2	12,180	159	2	0	2
		RFT	11,934	145	2	0	2	12,950	157	2	0	2	12,950	157	2	0	2
P2	106W	R2	14,904	141	3	0	2	16,215	153	3	0	2	16,215	153	3	0	2
		R3	14,663	138	2	0	2	15,912	150	2	0	3	15,912	150	2	0	3
		R4	15,028	141	2	0	2	16,308	153	2	0	3	16,308	153	2	0	3
		RFT	14,868	140	2	0	2	16,134	152	2	0	2	16,134	152	2	0	2
P3	127W	R2	16,993	138	3	0	2	18,441	150	3	0	2	18,441	150	3	0	2
		R3	16,655	136	2	0	3	18,074	147	3	0	3	18,074	147	3	0	3
		R4	17,070	139	2	0	3	18,524	151	3	0	3	18,524	151	3	0	3
		RFT	16,888	138	2	0	3	18,327	149	2	0	3	18,327	149	2	0	3
P4	140W	R2	18,958	136	3	0	2	20,573	147	3	0	2	20,573	147	3	0	2
		R3	18,581	133	3	0	3	20,164	144	3	0	3	20,164	144	3	0	3
		R4	19,044	136	3	0	3	20,667	148	3	0	3	20,667	148	3	0	3
		RFT	18,841	135	2	0	3	20,446	146	3	0	3	20,446	146	3	0	3
P5	156W	R2	20,959	134	3	0	2	22,392	146	3	0	2	22,392	146	3	0	2
		R3	20,503	132	3	0	3	22,250	143	3	0	3	22,250	143	3	0	3
		R4	21,014	135	3	0	3	22,804	147	3	0	4	22,804	147	3	0	4
		RFT	20,790	134	3	0	3	22,563	145	3	0	3	22,563	145	3	0	3
P6	185W	R2	23,725	128	3	0	2	25,746	139	3	0	2	25,746	139	3	0	2
		R3	23,251	126	3	0	4	25,234	136	3	0	4	25,234	136	3	0	4
		R4	23,812	129	3	0	4	25,863	140	3	0	4	25,863	140	3	0	4
		RFT	23,578	127	3	0	3	25,587	138	3	0	4	25,587	138	3	0	4

Electrical Load

Performance Package	System Watts	Current (A) 120V	208V	240V	277V	347V	480V
P1	77W	0.635	0.366	0.319	0.280	0.221	0.161
P2	106W	0.889	0.514	0.449	0.395	0.309	0.228
P3	127W	1.014	0.585	0.510	0.447	0.356	0.258
P4	140W	1.159	0.668	0.582	0.509	0.403	0.294
P5	156W	1.296	0.743	0.647	0.564	0.451	0.326
P6	185W	1.512	0.864	0.751	0.655	0.536	0.378

Lumen Multiplier for 80CRI

CCT	Multiplier
30K	0.891
40K	0.906
50K	0.906

Lumen Ambient Temperature (LAT) Multipliers

Use these factors to determine relative lumen output for average ambient temperatures from 0-40°C (32-104°F).

Ambient	Lumen Multiplier
0°C	32°F 1.05
10°C	50°F 1.03
20°C	68°F 1.01
25°C	77°F 1.00
30°C	86°F 0.99
40°C	104°F 0.97

Projected LED Lumen Maintenance

Data references the extrapolated performance projections for the platforms noted in a 25°C ambient, based on 10,000 hours of LED testing (tested per IESNA LM-80-08 and projected per IESNA TM-21-11).
To calculate LLF, use the lumen maintenance factor that corresponds to the desired number of operating hours below. For other lumen maintenance values, contact factory.

Operating Hours	0	25,000	50,000	100,000
Lumen Maintenance Factor	1.0	>0.98	>0.96	>0.92

© 2019-2021 Acuity Brands Lighting, Inc. All rights reserved.

Photometric Diagrams

To see complete photometric reports or download .ies files for this product, visit the Lithonia Lighting WDGE LED homepage. Tested in accordance with IESNA LM-79 and LM-80 standards.

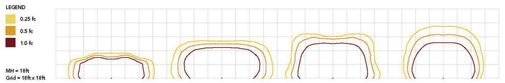

Control / Sensor Options

Motion/Ambient Sensor (PIR , PIRH)

Motion/Ambient sensor (Sensor Switch MSOD) is integrated into the the luminaire. The sensor provides both Motion and Daylight based dimming of the luminaire. For motion detection, the sensor utilizes 100% Digital Passive Infrared (PIR) technology that is tuned for walking size motion while preventing false tripping from the environment. The integrated photocell enables additional energy savings during daytime periods when there is sufficient daylight. Optimize sensor coverage by either selecting PIR or PIRH option. PIR option comes with a sensor lens that is optimized to provide maximum coverage for mounting heights between 8-15ft, while PIRH is optimized for 15-40ft mounting height.

Networked Control (NLTAIR2)

nLight® AIR is a wireless lighting controls platform that allows for seamless integration of both indoor and outdoor luminaires. Five-tier security architecture, 900 MHz wireless communication and app (CLARITY™ Pro) based configurability combined together make nLight® AIR a secure, reliable and easy to use platform.

PIR

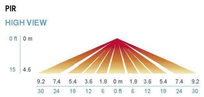



PIRH

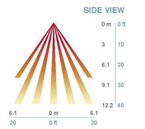

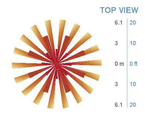

Option	Dim Level	High Level (when triggered)	Photocell Operation	Motion Time Delay	Ramp-down Time	Ramp-up Time
PIR or PIRH	Motion - 3V (37% of full output) Photocell - 0V (turned off)	10V (100% output)	Enabled @ 5fc	5 min	5 min	Motion - 3 sec Photocell - 45 sec
PIR1FC3V, PIRH1FC3V	Motion - 3V (37% of full output) Photocell - 0V (turned off)	10V (100% output)	Enabled @ 1fc	5 min	5 min	Motion - 3 sec Photocell - 45 sec
NLTAIR2 PIR, NLTAIR2 PIRH (out of box)	Motion - 3V (37% of full output) Photocell - 0V (turned off)	10V (100% output)	Enabled @ 5fc	7.5 min	5 min	Motion - 3 sec Photocell - 45 sec

© 2019-2021 Acuity Brands Lighting, Inc. All rights reserved.

Mounting, Options & Accessories

NLTAIR2 PIR – nLight AIR Motion/Ambient Sensor
D = 10"
H = 11"
W = 25"

PBBW – Surface-Mounted Back Box
Use when there is no junction box available.
D = 1.75"
H = 9"
W = 25"

AWS – 3/8inch Architectural Wall Spacer
D = 0.38"
H = 4.4"
W = 7.5"

FEATURES & SPECIFICATIONS

INTENDED USE
Common architectural look, with clean rectilinear shape, of the WDGE LED was designed to blend with any type of construction, whether it be tilt-up, frame or brick. Applications include commercial offices, warehouses, hospitals, schools, malls, restaurants, and other commercial buildings.

CONSTRUCTION
The single-piece die-cast aluminum housing to optimize thermal transfer from the light engine and promote long life. The driver is mounted in direct contact with the casting for a low operating temperature and long life. The die-cast door frame is fully gasketed with a one-piece solid silicone gasket to keep out moisture and dust, providing an IP66 rating for the luminaire.

FINISH
Exterior painted parts are protected by a zinc-infused Super Durable TGIC thermoset powder coat finish that provides superior resistance to corrosion and weathering. A highly controlled multi-stage process ensures a 3 mils thickness for a finish that can withstand extreme climate changes without cracking or peeling. Standard Super Durable colors include dark bronze, black, natural aluminum, sandstone and white. Available in textured and non-textured finishes.

OPTICS
Individually formed acrylic lenses are engineered for superior application efficiency which maximizes the light in the areas where it is most needed. Light engines are available in 3000 K, 4000 K or 5000 K configurations. The WDGE LED has zero uplight and qualifies as a Nighttime Friendly™ product, meaning it is consistent with the LEEDⓡ and Green Globes™ criteria for eliminating wasteful uplight.

ELECTRICAL
Light engine consists of high-efficacy LEDs mounted to metal-core circuit boards to maximize heat dissipation and promote long life (up to 150,000,000 hours at 25°C). The electronic driver has a power factor of >90%, THD <20%. Luminaire comes with built in 6kV surge protection, which meets a minimum Category C low exposure (per ANSI/IEEE C62.41.2).

INSTALLATION
A universal mounting plate with integral mounting support arms allows the fixture to hinge down for easy access while making wiring connections. The 3/8" Architectural Wall Spacer (AWS) can be used to create a floating appearance or to accommodate small imperfections in the wall surface. The ICW option can be used to mount the luminaire inverted for indirect lighting in dry and damp locations. Design can withstand up to a 1.5 G vibration load rating per ANSI C136.31.

LISTINGS
CSA certified to U.S. and Canadian standards. Light engines are IP66 rated; luminaire is IP65 rated. PIR options are rated for wet location. Rated for -40°C minimum ambient. DesignLights Consortium® (DLC) Premium qualified product and DLC qualified product. Not all versions of this product may be DLC Premium qualified or DLC qualified. Please check the DLC Qualified Products List at www.designlights.org/QPL to confirm which versions are qualified. International Dark-Sky Association (IDA) Fixture Seal of Approval (FSA) is available for all products on this page utilizing 3000K color temperature and SRM mounting only.

BUY AMERICAN
This product is assembled in the USA and meets the Buy America(n) government procurement requirements under FAR5, DFARS and DOT. Please refer to www.acuitybrands.com/resources/buy-american for additional information.

WARRANTY
5-year limited warranty. Complete warranty terms located at:
www.acuitybrands.com/support/terms-and-conditions

Note: Actual performance may differ as a result of end-user environment and application. All values are design or typical values, measured under laboratory conditions at 25 °C. Specifications subject to change without notice.

© 2019-2021 Acuity Brands Lighting, Inc. All rights reserved.

21035ES108.dwg

Zee Engineering Group, LLC
1830 S. Alma School Road, Suite 120
Mesa, Arizona 85210
V. 480.222.8835
F. 480.222.8836

2929.COM

DEUTSCH ARCHITECTURE GROUP

Registered Professional Engineer (Civil) CERTIFICATE 30546 SHYAMJIK SIDHWA Date Signed 06/23/21 ARIZONA, U.S.A. Expires 09/30/2023

4600
EAST INDIAN SCHOOL RD
PHOENIX, ARIZONA 85018
602-840-2929 P
602-840-6646 F

UNBOUND GATEWAY
SOSSAMAN AND PECOS

unbound DEVELOPMENT

1ST ISSUED: **06/28/21**

Revisions

PROJECT NO: 21035
DRAWN BY: LJB
CHK'D BY: SS

COPYRIGHT 2021: DEUTSCH ARCHITECTURE GROUP

EXTERIOR LUMINAIRE CUT SHEETS

ES-108

NOTICE OF EXTENDED CERTIFICATION AND APPROVAL PERIOD PROVISION: THIS CONTRACT ALLOWS THE OWNER TO CERTIFY AND APPROVE BILLINGS AND ESTIMATES WITHIN 30 DAYS AFTER THE BILLINGS AND ESTIMATES ARE RECEIVED FROM THE CONTRACTOR

D-Series Size 1

LED Area Luminaire

Catalog Number

Notes

Type

Hit the Tab key or mouse over the page to see all interactive elements.

Buy American

Specifications

EPA: 1.01 ft² (0.09m²)

Length: 33" (83.8 cm)

Width: 13" (33.0 cm)

Height H1: 7-1/2" (19.0 cm)

Height H2: 3-1/2"

Weight (max): 27 lbs (12.2 kg)

Introduction

The clean, modern styling of the D-Series is striking yet unobtrusive - making a bold, progressive statement even as it blends seamlessly with its environment. The D-Series distills the benefits of the latest in LED technology into a high performance, high efficacy, long-life luminaire.

The outstanding photometric performance results in sites with excellent uniformity, greater pole spacing and lower power density. It is ideal for replacing up to 750W metal halide in pedestrian and area lighting applications with typical energy savings of 65% and expected service life of over 100,000 hours.

'SB' 'SB-H' 'SC' 'SC2' 'SD' 'SD-H'

Ordering Information

EXAMPLE: DSX1 LED P7 40K T3M MVOLT SPA NLTAIR2 PIRHN DDBXD

DSX1 LED

Series	LEDs	Color temperature	Distribution	Voltage	Mounting
DSX1 LED	**Forward optics** P1 P4[1] P7[1] P2 P5[1] P8 P3 P6[1] P9[1] **Rotated optics** P10[1] P12[1] P11[1] P13[1]	30K 3000 K 40K 4000 K 50K 5000 K	T1S Type I short (Automotive) T2S Type II short T2M Type II medium T3S Type III short T3M Type III medium T4M Type IV medium TFTM Forward throw medium T5VS Type V very short[5] T5S Type V short[5] T5M Type V medium[5] T5W Type V wide[5] BLC Backlight control[6] LCCO Left corner cutoff[6] RCCO Right corner cutoff[6]	MVOLT[7] XVOLT (277V-480V)[7,8] 120[7] 208[7] 240[7] 277[7] 347[7] 480[7]	**Shipped included** SPA Square pole mounting RPA Round pole mounting[9] WBA Wall bracket[9] SPUMBA Square pole universal mounting adaptor[10] RPUMBA Round pole universal mounting adaptor[9] **Shipped separately** KMAR DDBXD U Mast arm mounting bracket adaptor (specify finish)[10]

Control options			Other options	Finish (required)
Shipped installed NLTAIR2 nLight AIR generation 2 enabled[11] PIRHN Network, high/low motion/ambient sensor[14] PER NEMA twist-lock receptacle only (controls ordered separately)[15] PER5 Five-pin receptacle only (controls ordered separately)[15,16] PER7 Seven-pin receptacle only (controls ordered separately)[15,16] DMG 0-10V dimming wires pulled outside fixture (for use with an external control, ordered separately)[15] DS Dual switching[15,16,17,18]	PIR High/low, motion/ambient sensor, 8-15' mounting height, ambient sensor enabled at 3fc[14,19] PIRH High/low, motion/ambient sensor, 15-30' mounting height, ambient sensor enabled at 3fc[14,19] PIR1FC3V High/low, motion/ambient sensor, 8-15' mounting height, ambient sensor enabled at 1fc[14,19,20] PIRH1FC3V Bi-level, motion/ambient sensor, 15-30' mounting height, ambient sensor enabled at 1fc[14,19,20] FAO Field adjustable output[14,21]	**Shipped installed** HS House-side shield[22] SF Single fuse (120, 277, 347V)[6] DF Double fuse (208, 240, 480V)[6] LVR Left rotated optics[7] RVR Right rotated optics[7] HA 50°C ambient operation[3] BAA Buy American Act Compliant **Shipped separately** BS Bird spikes[24] EGS External glare shield	DDBXD Dark bronze DBLXD Black DNAXD Natural aluminum DWHXD White DDBTXD Textured dark bronze DBLTXD Textured black DNATXD Textured natural aluminum DWHGXD Textured white

NOTES
1 P4, P5, P6, P7, P9, P12 and P13 are not available in NPS, NPM, PRTLCS, PRMRTLCS, PRBNTLCS, PRBNPTLCS, PRTLCSU, PRMRTLCSU, PRBNTLCSU, PRBNPTLCSU, PRTLCSV, PRMRTLCSV, PRBNTLCSV, PRBNPTLCSV, PRTLCSVU, PRMRTLCSVU, PRBNTLCSVU, PRBNPTLCSVU, PRTLCSV3, PRMRTLCSV3, PRBNTLCSV3, PRBNPTLCSV3, PRTLCSV3U, PRMRTLCSV3U, PRBNTLCSV3U, PRBNPTLCSV3U, PRTLCSV4, PRMRTLCSV4, PRBNTLCSV4, PRBNPTLCSV4, PRTLCSV4U, PRMRTLCSV4U, PRBNTLCSV4U, PRBNPTLCSV4U, PRTLCSV5, PRMRTLCSV5, PRBNTLCSV5, PRBNPTLCSV5, PRTLCSV5U, PRMRTLCSV5U, PRBNTLCSV5U, PRBNPTLCSV5U, PRTLCSV6, PRMRTLCSV6, PRBNTLCSV6, PRBNPTLCSV6, PRTLCSV6U, PRMRTLCSV6U, PRBNTLCSV6U, PRBNPTLCSV6U, PRTLCSV7, PRMRTLCSV7, PRBNTLCSV7, PRBNPTLCSV7, PRTLCSV7U, PRMRTLCSV7U, PRBNTLCSV7U, PRBNPTLCSV7U,

gotham | E V O

Multiple Layers of Light

Luminaire Type:

Catalog Number:

Buy American

'SF' 'SFE'

General Illumination Round Downlight 6"

OVERVIEW

Feature Set

- Bounding Ray™ optical design
- Unitized optics mechanically attach the light engine to the lower reflector for complete optical alignment.
- 45° cutoff to source and source image
- Fully serviceable and upgradeable lensed LED light engine
- 70% lumen maintenance at 60,000 hours
- 2.5 SDCM; 85 CRI typical, 90+ CRI optional
- Fixtures are wet location, covered ceiling
- Available with 10% dimming, 1% dimming, or dim to dark
- Battwing distribution with feathered edges provides even illumination on horizontal and vertical surfaces
- ENERGY STAR® certified product

250 - 8,000 lumens

10,000 - 17,500 lumens

Distribution

very narrow 0.5 SMH | narrow 0.7 SMH | medium 0.9 SMH | medium wide 1.0 SMH | wide 1.2 SMH

Superior Performance

Nominal Lumens	250	500	750	1000	1500	2000	2500	3000	3500	4000	4500	5000	6000	8000	10,000	12,000	15,000	17,500
Delivered Lumens	297	519	776	994	1471	2106	2537	3077	3542	4027	4533	5256	6371	8247	10637	12332	15776	17801
Wattage	3.4	6.2	8.2	9.6	14.7	19.7	24.7	29.5	33.8	39.0	47.3	48.7	57.6	74.9	97.1	115.0	150.9	175.3
Lumens per Watt	87.4	83.7	94.6	103.5	100.1	101.8	102.7	104.3	104.8	103.3	95.8	107.9	110.6	110.1	109.5	107.2	104.5	101.5

COMPLIMENTARY PRODUCTS

Coordinated Apertures I Multiple Layers of Light

General Illumination Layer I EVO

High Center Beam Layer I Incito

EVO + Incito — Multiple Layers of Light

Core: Downlight, Adjustable, Open Washwash, Lensed Washwash, Cylinder, Pinhole, Bowl, Hyperbolic

Healthcare: MRI, Surgical Suite, Patient Room

Special Applications: Dynamic, Food Service, Vandal/Tamper, Clean Room, Shower, Steam Room

GOTHAM ARCHITECTURAL DOWNLIGHTING | 1400 Lester Road Conyers, GA 30012 | P 800-705-SERV (7378) | gothamlighting.com
© 2014-2021 Acuity Brands Lighting Inc. All Rights Reserved. Rev. 05/20/21 Specifications subject to change without notice.

gotham | E V O

6" General Illumination Round Downlight

ORDERING INFORMATION

A+ Capable options indicated by this color background.

DesignClip Quick Ship Program: Options in green text qualify for DesignClip — a business direct fulfillment entry to ship further in stock ship duration for customer program details. **Maximum Order Quantity: 100 units; 50 for Chicago Plenum.**

Luminaire Type: 'SF' 'SFE'

Catalog Number:

EXAMPLE: EVO6 35/150 AR MWD LSS MVOLT EZ1

Series	Color Temperature	Nominal Lumen Values			Reflector & Flange Color	Trim Style	Distribution
EVO6	27/ 2700 K 30/ 3000 K 35/ 3500 K 40/ 4000 K 50/ 5000 K	02 250 lumens 05 500 lumens 07 750 lumens 10 1000 lumens 15 1500 lumens 20 2000 lumens 25 2500 lumens 30 3000 lumens 35 3500 lumens	40 4000 lumens 45 4500 lumens 50 5000 lumens 60 6000 lumens 80 8000 lumens 100 10000 lumens 120 12000 lumens 150 15000 lumens 175 17500 lumens	AR Clear PR Pewter WTR Wheat GR Gold WH[1] White BR Black WHAMF[1] White Anti-microbial	(blank) Self flanged FL Flangeless	VNO Very Narrow (0.5 s/mh) NO Narrow (0.7 s/mh) MD Medium (0.9 s/mh) MWO Medium Wide (1.0 s/mh) WD Wide (1.2 s/mh)

Finish	Voltage	Driver[4]
LSS Semi-specular LD Matte-diffuse LS Specular	MVOLT 120 277 347[2,3]	EZ10 0-10V driver dims to 10% EZ1 0-10V driver dims to 1% EZ10 eldoLED 0-10V ECOdriver. Linear dimming to 10% min. EZ1 eldoLED 0-10V ECOdriver. Linear dimming to 1% min. EZ8 eldoLED 0-10V SOLOdriver. Logarithmic dimming to <1%. EDAB[5] eldoLED SOLOdriver DALI. Logarithmic dimming to <1%. EDB[5] eldoLED POWEdrive DMX with ECOM (remote device management). Square Law dimming to <1%. Includes termination resistor. Refer to DMXR Manual. Minimum 1000 lumens/Maximum 15000 lumens.

ECOSZ[5] Lutron® Hi-Lumen® 2-wire forward phase driver. Minimum dimming level 1%, 120V only. Minimum 1000 lumens/Maximum 4000 lumens.

ECO0[5] Lutron Ecosystem digital Hi-Lumen 1% soft on, fade to black. Max. 4000LM.

Control Interface	Options		
NLT[7]	nLight® dimming pack controls emergency circuit	SF Single fuse. Specify 120V or 277V.	NBO[11] nLight® Lumen Compensation
NLTEB[1,3,4]	nLight® dimming pack controls emergency circuit	TBW[1] White painted flange	BETD Bodine generator transfer device. Specify 120V or 277V.
NLTAIR2[7,8]	nLight® AIR enabled	TBBL[1] Black painted flange	QCCRI High CRI (90+)
NLTAIR2EB[1,8,10]	nLight® AIR enabled emergency	EL Emergency battery pack, 10W, with integral test switch	CP[11] Chicago Plenum. Specify 120V or 277V for 5000lm and above.
EXA1	XPoint Wireless, eldoLED driver. Linear dimming to 1%.	ELR Emergency battery pack, 10W, with self-diagnostics, with remote test switch	HA8[12] HA0 High Ambient Option (40°C)
EXAB	XPoint Wireless, eldoLED driver. Logarithmic dimming to dark	ELSD Emergency battery pack, 10W, with self-diagnostics, integral test switch	RBL[1] BELOW®-ready luminaire connectors enable a simple and consistent factory installed option across all AEL luminaire brands. Refer to RBL for complete nomenclature
		ELRSD Emergency battery pack, 10W, with self-diagnostics, remote test switch	
		E10WCP Emergency battery pack, 10W Constant Power, CA title 20 compliant with integral test switch	
		E10WCPR Emergency battery pack, 10W Constant Power, CA title 20 compliant with remote test switch	

ACCESSORIES – order as separate catalog number (shipped separately)

SCAS	Sloped ceiling adapter. Degree of slope must be specified (5D, 10D, 15D, 20D, 25D, 30D). Ex: SCA6 10D. Refer to TECH-196.
CTA EVO6	6" Aperture ceiling thickness adapter, for up to 8,000LM (extends mounting frame to accommodate ceiling thickness up to 5").
CTA4-8 TK	4"-8" Aperture ceiling thickness adapter for use with EDXB or CP up to 8,000LM, or frame options (extends mounting frame to accommodate ceiling thickness up to 5").
CTA4-8 TKUL	6" Aperture ceiling thickness adapter, for 10,000LM and up (extends mounting frame to accommodate ceiling thickness up to 5"). For use with CMNLDMW trims, EDXB, CP or frame options.
ISD BC	0-10V wallbox dimmer. Refer to ISD-BC.

ORDERING NOTES

1. Not available with finishes.
2. Not available with emergency battery pack options.
3. Supplied with factory installed step down transformer.
4. Refer to TECH-245 for compatible dimmers.
5. Not available with nLight® and XPoint options.
6. Specify voltage.
7. For use with different reflector finish only (i.e. AR, PR, WTR, GR options). Not applicable with WR (white reflector) or FL (flangeless) option.
8. For use with different reflector finish only (i.e. AR, PR, WTR, GR options). Not applicable with BR (black reflector) or FL (flangeless) option.
9. ER for use with generator supply power. Will require an emergency hot feed and normal hot feed.
10. Fixture begins at 80% light level. Must be specified with NLT or NLTER. Only available with EZ10 and EZ1 drivers.
11. 12,000LM max with EL or nLight® options. 5,000LM max with Lutron drivers combined with EL. Not available with ELR, HAO, EXA1, or EXAB options.
12. Only available 500LLM – 15,000LM with eldoLED drivers.
13. Not available DALI or DMX drivers. Not available with CP or NBO options. Not recommended for metal ceiling installations.

GOTHAM ARCHITECTURAL DOWNLIGHTING | 1400 Lester Road Conyers, GA 30012 | P 800-705-SERV (7378) | gothamlighting.com
© 2014-2021 Acuity Brands Lighting Inc. All Rights Reserved. Rev. 05/20/21 Specifications subject to change without notice.

gotham | E V O

6" General Illumination Round Downlight

SPECIFICATIONS

Optical Assembly

Fully serviceable and upgradeable lensed LED light engine suitable for field maintenance or service from below the ceiling.
Optical design is a Bounding Ray™ design with 45° cutoff to source and source image. Top-down flash characteristic for superior glare control.
Unitized optics shall have mechanical attachment of the light engine to the lower reflector for complete optical alignment.

Electrical

The luminaire shall operate from a 50 or 60 Hz ±3 Hz AC line over a voltage ranging from 120 VAC to 277 VAC. The fluctuations of line voltage shall have no visible effect on the luminous output.
The luminaire shall have a power factor of 90% or greater at all standard operating voltages and full luminaire output.
Sound Rated A+. Driver shall be >80% efficient at full load across all input voltages.
Input wires shall be 18AWG, 300V minimum, solid copper.

'SF' 'SFE'

Controls

Luminaire shall be equipped with interface for nLight wired or wireless network with integral power supply as per specification.

Dimming

The luminaire shall be capable of continuous dimming without perceivable stroboscopic flicker as measured by flicker index (ANSI/IES RP-16-10) over a range of 100 – 10%, 100 – 1.0% or 100 – 0.1% of rated lumen output with a smooth shut off function to step to 0%.
eldoLED LED drivers shall conform to IEEE PT1789 standards. Alternatively, manufacturers must demonstrate conformance with product literature and testing which demonstrates this performance. Systems that do not meet IEEE PT1789 will not be considered.
Driver is inaudible in 24dB environment, and stable when input voltage conditions fluctuate over what is typically experienced in a commercial environment.

Construction

Luminaire housing shall be constructed of 16-gauge galvanized steel and have preinstalled telescopic mounting bars with maximum 32" and minimum 15" extension and 4" vertical adjustment.
Luminaires shall be suitable for installation in ceilings up to 1½" thick. (specify ceiling thickness adapter to extend frame to accommodate ceiling thickness up to 5").
Tool-less adjustments shall be possible after installation.
The assembly and manufacturing process for the luminaire shall be designed to assure all internal components are adequately supported to withstand mechanical shock and vibration.
25°C ambient temperature standard (1.2° clearance on all sides from non-combustible materials in non-IC applications, unless marked spacing noted otherwise). For use in insulated ceilings, a 3" clearance on all sides from insulation is required (unless marked spacing noted otherwise). 40°C high ambient optional.

Listings

Fixtures are CSA certified to meet US and Canadian Standards. All fixtures manufactured in strict accordance with the appropriate and current requirements of the "Standards for Safety" for UL, wet location covered ceiling. Luminaire configurations are Energy Star certified through testing in ETL-recognized laboratories, with the results reviewed by an independent, accredited certification organization. Visit www.energystar.gov/ for specific configurations listed.

Buy American

This product is assembled in the USA and meets the Buy America(n) government procurement requirements under FARS, DFARS and DOT. Please refer to https://www.acuitybrands.com/resources/buy-american for additional information.

Photometrics

LEDs tested to LM-80 standards. Measured by IESNA Standard LM-79-08 in an accredited lab. Lumen output shall not decrease by more than 30% over the minimum operational life of 60,000 hours.
Color appearance from luminaire to luminaire of the same type and in all configurations, shall be consistent both initially and at 6,000 hours and operate within a tolerance of <2.5 MacAdam ellipse as defined by a point at the intersection of the CCT line and the black body locus line in CIE chromaticity space.

Warranty

5-year limited warranty. Complete warranty terms located at: www.acuitybrands.com/support/customer-support/terms-and-conditions

Note:
Actual performance may differ as a result of end user environment and application.
All values are design or typical values, measured under laboratory conditions at 25 °C.

Capable Luminaire

This item is an A+ capable luminaire, which has been designed and tested to provide consistent color appearance and out-of-the-box control compatibility with simple commissioning.
- All configurations of this luminaire meet the Acuity Brands' specification for chromatic consistency
- This luminaire is part of an A+ Certified solution for nLight® control networks when ordered with drivers marked by a shaded background*
- This luminaire is part of an A+ Certified solution for nLight® control networks, providing advanced control functionality at the luminaire level, when selection includes driver and control options marked by a shaded background*

To learn more about A+, visit www.acuitybrands.com/aplus.
*See ordering tree for details

GOTHAM ARCHITECTURAL DOWNLIGHTING | 1400 Lester Road Conyers, GA 30012 | P 800-705-SERV (7378) | gothamlighting.com
© 2014-2021 Acuity Brands Lighting Inc. All Rights Reserved. Rev. 05/20/21 Specifications subject to change without notice.

gotham | E V O

6" General Illumination Round Downlight

Flangeless

Partially finished mud ring, showing cross-section detail.



An EVO downlight requires only approximately 3" of plaster to finish.

EVO with flangeless trim

Flangeless Installation

Gotham's flangeless option utilizes a micro-thin polymer mud ring that minimizes the amount of drywall compound required to finish the ceiling. The end result is a virtually undetectable flangeless downlight installation.

The polymer mud ring is installed independent of the of the recessed frame, therefore floating with the ceiling. This innovation minimizes any surface cracks during reflector installation, ceiling movement and any future service to the recessed frame, wiring, electronics, etc.

'SF' 'SFE'

GOTHAM ARCHITECTURAL DOWNLIGHTING | 1400 Lester Road Conyers, GA 30012 | P 800-705-SERV (7378) | gothamlighting.com
© 2014-2021 Acuity Brands Lighting Inc. All Rights Reserved. Rev. 05/20/21 Specifications subject to change without notice.

gotham | E V O 'SF' 'SFE'

6" General Illumination Round Downlight

Tables of Use

Marked Spacing in Inches 25°C Ambient			
Lumen Package	Fixed Center to Center MIN	Fixture Center to Building Member MIN	Space Above Fixture
500-5000	None	None	None
6000	24	12	5
8000	36	18	11
10000			9
12000			
15000			
17500	72	36	

Marked Spacing in Inches 40°C Ambient			
Lumen Package	Fixed Center to Center MIN	Fixture Center to Building Member MIN	Space Above Fixture
5000	24	12	5
6000			
8000	48	24	9
10000			
12000			
15000	72	36	9

Marked Spacing Chicago Plenum Open Frame in Inches 25°C Ambient			
Lumen Package	Fixed Center to Center MIN	Fixture Center to Building Member MIN	Space Above Fixture
250-5000	None	None	None
6000	24	12	5
8000	36	18	11
10000			9
12000			
15000			
17500	72	36	

Marked Spacing Chicago Plenum Enclosure in Inches 25°C Ambient			
Lumen Package	Fixed Center to Center MIN	Fixture Center to Building Member MIN	Space Above Fixture
250-6000	None	None	None
8000	36	18	6
10000	48	24	9
12000			

EVO - eldoLED Driver Default Dimming Curve			
Nomenclature	Min Dimming	Driver Dim Curve	Control Dim Curve
EZ10	10%	Linear	Linear/Logarithmic
EZ1	1%	Linear	Linear/Logarithmic
EXA1	1%	Linear	Linear/Logarithmic
EZ8	<1%	Logarithmic	Linear
EDAB	<1%	Logarithmic	Linear
EXAB	<1%	Logarithmic	Linear
EDBE	<1%	Square	Linear

Lumen Output Multiplier		
CRI	CCT	Multiplier
80	2700K	0.96
	3000K	1.00
	3500K	1.00
	4000K	1.01
	5000K	1.07
90	2700K	0.80
	3000K	0.83
	3500K	0.85
	4000K	0.87
	5000K	0.91

Reflector Finish Multiplier	
Reflector Finish	Multiplier
LS - Specular	1
LSS - Semi Specular	0.956
WR - White	0.82
LD - Matte Diffuse	0.85
BR - Black	0.73

Distributions		
Nomenclature	Beam Angle	Field Angle
VNO	50	64
ND	44	69
MD	64	82
MWD	67	89
WD	71	92

Driver		Control Provided (note: 347V/UVOLT versions provided with 347 option selected)			
Nomenclature	Description	NLT	NLTER	NLTAIR2	NLTAIR2EZ
EZ10	0-10V driver dims to 10%	nSP10 0-10V	nSP10 0-10V EP	RPP20 0-24V G2	RPP20 0-24V G2
EZ1	0-10V driver dims to 1%	nSP16 0-10V	nSP16 0-10V EP	RPP20 0-24V G2	RPP20 0-24V EB G2
EZ10	eldoLED 0-10V ECOdriver	nPS 80 EZ	nPS 80 EZ EP	RPP20 0-24V G2	RPP20 0-24V EB G2
EZ1	eldoLED 0-10V ECOdriver	nPS 80 EZ	nPS 80 EZ EP	RPP20 0-24V G2	RPP20 0-24V EB G2
EZ8	eldoLED 0-10V SOLOdriver	nPS 80 EZ	nPS 80 EZ EB	RPP20 0-24V G2	RPP20 0-24V EB G2

How to Estimate Delivered Lumens in Emergency Mode

Delivered Lumens = 1.25 x P x LPW

P = Output power of emergency driver. P = 10W for PS1065CP

LPW = Lumen per watt rating of the luminaire. This information is available on the AEL luminaire spec sheet.

GOTHAM ARCHITECTURAL DOWNLIGHTING | 1400 Lester Road Conyers, GA 30012 | P 800-705-SERV (7378) | gothamlighting.com
© 2014-2021 Acuity Brands Lighting Inc. All Rights Reserved. Rev. 05/20/21 Specifications subject to change without notice.

gotham | E V O

6" General Illumination Round Downlight

DIMENSIONAL DATA

*Dimensions in inches [centimeters]

'SF' 'SFE'

250LM-4500LM CP

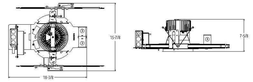

10000LM - 17,500LM Lumen Open Frame CP

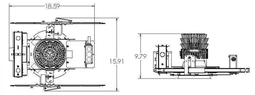

5000LM ECO/SOLO Drive Open Frame CP



5000LM (Lutron & POWER Drive Only), 6000LM & 8000LM Open Frame CP

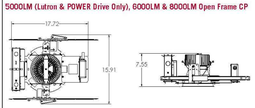

250LM - 6000LM CP Enclosed with Battery Pack and/or nLight™ Only

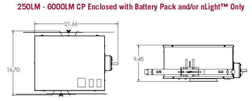

8,000LM CP Enclosed with Battery Pack and/or nLight™ Only

10,000LM-12,000LM CP Enclosed with Battery Pack and/or nLight™ Only

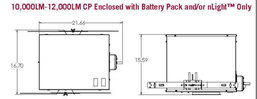

GOTHAM ARCHITECTURAL DOWNLIGHTING | 1400 Lester Road Conyers, GA 30012 | P 800-705-SERV (7378) | gothamlighting.com
© 2014-2021 Acuity Brands Lighting Inc. All Rights Reserved. Rev. 05/20/21 Specifications subject to change without notice.

gotham | E V O 'SF' 'SFE'

6" General Illumination Round Downlight

Photometry

EVO6 35/15 AR MWD LS INPUT WATTS: 14.7, DELIVERED LUMENS: 1471LM, LPW= 100, 1.03 S/MH, TEST NO. LTL27783P1505

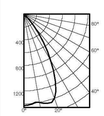

						pf												
						pc	80%			20%			50%					
	Ave	Lumens		Zone	Lumens	% Lamp	pw	50%	30%	10%	50%	30%	10%	50%	30%	10%		
	0	1431		0°-30°	1061.4	72.2	1	111	108	106	109	106	104	106	103	101		
	5	1410	154	0°-40°	1393.6	94.7	2	103	99	96	101	98	95	98	95	93		
	15	1442	405	0°-60°	1469.5	99.9	3	96	91	87	95	90	87	92	88	85		
	25	1161	623	0°-90°	1470.9	100.0	4	90	84	80	89	84	80	87	82	79		
	35	640	332	90°-180°	0.0	0.0	5	84	76	74	83	76	74	81	77	73		
	45	78	72	0°-180°	1470.9	*100.0	6	79	73	69	78	73	69	77	72	68		
	55	3	4		*Efficiency		7	74	68	64	74	68	64	72	67	63		
	65	1	1				8	70	64	60	69	64	60	68	63	59		
	75	0	1				9	66	60	56	66	60	56	64	59	56		
	85	0	0				10	62	56	52	62	56	52	61	56	52		
	90	0																

Mounting Height	Initial FC Center Beam	Diameter	FC	Diameter	FC	50% beam - 54.4°	10% beam - 77.9°
8.0	47.3	5.7	23.7	8.9	4.7		
10.0	26.4	7.7	12.7	12.1	2.6		
12.0	15.9	9.8	7.9	15.3	1.6		
14.0	10.8	11.8	5.4	18.6	1.1		
16.0	7.9	13.9	3.9	21.8	0.8		

EVO6 35/45 AR MWD LS INPUT WATTS: 47.3, DELIVERED LUMENS: 4532.7LM, LPW= 95.8, 1.03 S/MH, TEST NO. LTL27783P1649



						pf												
						pc	80%			20%			50%					
	Ave	Lumens		Zone	Lumens	% Lamp	pw	50%	30%	10%	50%	30%	10%	50%	30%	10%		
	0	4411		0°-30°	3070.7	72.2	1	119	119	119	116	116	116	111	111	111		
	5	4345	413	0°-40°	4294.2	94.7	2	111	108	106	109	106	104	106	103	101		
	15	4443	1247	0°-60°	4528.3	99.9	3	105	98	96	101	98	95	96	95	93		
	25	3579	1610	0°-90°	4532.7	100.0	4	96	91	87	95	90	87	92	88	85		
	35	1966	1024	90°-180°	0.0	0.0	5	90	84	80	89	84	80	87	82	79		
	45	242	222	0°-180°	4532.7	*100.0	6	84	78	74	83	78	74	81	77	73		
	55	8	12		*Efficiency		7	79	73	69	78	73	69	77	72	68		
	65	3	3				8	74	68	64	74	68	64	72	67	63		
	75	1	2				9	70	64	60	69	64	60	68	63	59		
	85	0	0				10	66	60	56	66	60	56	64	59	56		
	90	0																

Mounting Height	Initial FC Center Beam	Diameter	FC	Diameter	FC	50% beam - 64.4°	10% beam - 77.9°
8.0	148.6	5.7	72.9	8.9	14.6		
10.0	83.0	7.7	39.9	12.1	8.2		
12.0	46.6	9.8	24.4	15.3	4.9		
14.0	33.4	11.8	16.7	18.6	3.3		
16.0	24.2	13.9	12.1	21.8	2.4		

EVO6 35/175 AR MWD LS INPUT WATTS: 175.3, DELIVERED LUMENS: 17801LM, LPW=101.5, 1.06 S/MH, TEST NO. ISF 34035P268

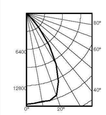

						pf												
						pc	80%			20%			50%					
	Ave	Lumens		Zone	Lumens	% Lamp	pw	50%	30%	10%	50%	30%	10%	50%	30%	10%		
	0	16146		0°-30°	12000.8	67.4	0	119	119	119	116	116	116	111	111	111		
	5	16192	1521	0°-40°	16884.3	94.8	1	111	108	106	109	106	104	106	103	101		
	15	16506	4479	0°-60°	17746.3	99.7	2	103	98	96	101	97	94	98	95	92		
	25	13362	6001	0°-90°	17801.0	100.0	3	95	90	86	94	89	86	91	87	84		
	35	7018	4269	90°-180°	0.0	0.0	4	89	83	79	88	82	78	85	81	77		
	45	1470	1299	0°-180°	0.0	0.0	5	83	77	72	82	76	72	80	75	71		
	55	100	156	90°-180°	0.0	0.0	6	77	71	67	77	71	67	76	70	66		
	65	37	38	0°-180°	0.0	0.0	7	73	66	62	72	66	62	71	65	61		
	75	13	14	0°-180°	17801.0	*100.0	8	68	62	58	67	62	57	66	61	57		
	85	2	2		*Efficiency		9	64	58	54	63	58	54	62	57	53		
	90	0					10	60	54	50	60	54	50	59	54	50		

Mounting Height	Initial FC Center Beam	Diameter	FC	Diameter	FC	50% beam - 65.7°	10% beam - 79.8°
8.0	639.7	5.8	266.9	9.3	53.4		
10.0	267.0	7.9	145.5	12.6	26.7		
12.0	179.9	10.0	89.4	15.9	17.9		
14.0	122.1	12.1	61.0	19.2	12.2		
16.0	88.6	14.3	44.3	22.6	8.9		

GOTHAM ARCHITECTURAL DOWNLIGHTING | 1400 Lester Road Conyers, GA 30012 | P 800-705-SERV (7378) | gothamlighting.com
© 2014-2021 Acuity Brands Lighting Inc. All Rights Reserved. Rev. 05/20/21 Specifications subject to change without notice.

gotham | E V O 'SF' 'SFE'

6" General Illumination Round Downlight

NLTAIR AIR

nLight® AIR is the ideal solution for retrofit or new construction spaces where adding communication wiring is cost prohibitive. The integrated nLight AIR rPD2 Power Pack is part of each EVO Luminaire ordered with the NLTAIR option. These individually addressable controls offer the ultimate in flexibility during initial setup and for space repurposing.

nLight® AIR Control Accessories
Order as separate catalog number. Visit nLight AIR.

Wall Switches	Model Number
On/Off single pole	rPODB (color) G2
On/Off two pole	rPODB DP (color) G2
On/Off & raise/lower single pole	rPODB DIM (color) G2
On/Off & raise/lower two pole	rPODB DP DIM (color) G2

nLight® AIR Control Accessories *(cont.)*

Occupancy Sensors (PIR/dual tech)	Model Number
Small motion 360F, ceiling	rCMS 9 / rCMS PDT 9
Large motion 360F, ceiling	rCMS 10 / rCMS PDT 10

Possibilites for nLight® AIR

Fixtures ordered without the NLTAIR option

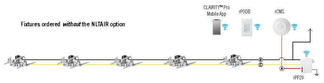

Fixtures ordered with the NLTAIR option

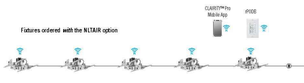

NLIGHT

nLight® The nLight® solution is a digital networked lighting control system that provides both energy savings and increased user configurability by cost effectively integrating time-based, daylight-based, sensor-based and manual lighting control schemes.

nLight® Wired Control Accessories
Order as separate catalog number. Visit nLight.

Wall Switches	Model Number
On/Off single pole	nPODM (color)
On/Off two pole	nPODM DP (color)
On/Off & raise/lower single pole	nPOD DIX (color)
On/Off & raise/lower two pole	nPODM DP DIX (color)
Graphic touchscreen	nPOD GFX (color)
Photocell Controls	
Dimming	nCM ADCX

nLight® Wired Control Accessories *(cont.)*

Occupancy Sensors (PIR/dual tech)	Model Number
Small motion 360F, ceiling	nCM 9 / nCM PDT 9
Large motion 360F, ceiling	nCM 10 / nCM PDT 10
Wide View	nWV 16 / nWV PDT 16
Wall switch with raise/lower	nWSX LV DX / nWSX PDT LV DX
Cat-5 Cables (plenum rated)	
10', CAT5	CAT5 10PT J1
15', CAT5	CAT5 15PT J1

Possibilites for nLight® wired

Fixtures ordered without the NLT option

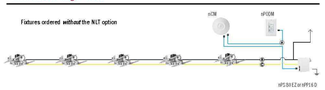

Fixtures ordered with the NLT option

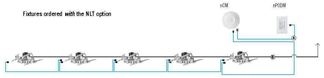

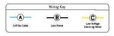

GOTHAM ARCHITECTURAL DOWNLIGHTING | 1400 Lester Road Conyers, GA 30012 | P 800-705-SERV (7378) | gothamlighting.com
© 2014-2021 Acuity Brands Lighting Inc. All Rights Reserved. Rev. 05/20/21 Specifications subject to change without notice.

21035ES110.dwg

Zee Engineering Group, LLC
1830 S. Alma School Road, Suite 120
Mesa,

Date: _____ Customer: _____

Project: _____

Type: _____ Qty: _____

'SG'
selux

Inula Bollard LED

Order Code: IBL - - - - - - - -

IBL	Series	IBL Inula Bollard LED						
	Height	1.5 1.5' (consult factory)	2 2' (consult factory)	2.5 2.5'	3 3'	3.5 3.5'	4 4'	
	Light Engine	1Q[1] 7.6W/577lm	2Q90 14.1W/1156lm	2Q90MU 14.1W/1154lm (more uniformity)	2Q180 14.1W/1154lm	3Q 20.5W/1658lm	4QS 27.2W/2246lm	4QD 27.2W/2246lm
	CCT	AM[2] Amber	27[3] 2700K	30[3] 3000K	40 4000K	50 5000K		
	Finish	WH White	BK Black	BL Semi-Matte Black	BZ Bronze	SV Silver	SP Specify Premium Color	
	Voltage	UNV 120-277V	120 120V	208 208V	240 240V	277 240V	347[7] 347V	480[7] 480V
	Options	DM Dimming (0-10V)	HL30[7,8,12] Hi-Lo Switching 100-30%	REC[5,6,16] GFCI Receptacle with weather-proof cover	REC2[5,6,16] GFCI Receptacle with padlockable in-use cover	REC3[5,6,16] USB & Duplex Receptacle with weather-proof cover	REC4[5,6,16] USB & Duplex Receptacle with weatherproof padlockable in-use cover	EM[9,10,13] Emergency Battery Pack 20C
		PC[11] Photocell	LP[12,14,15] Lower Power Version Decreases Light Output by 60%	HP[12] High Power Version Increases Light Output by 150%				

*Based on 5000K CCT
*Not available with EM

[2] ICA Approved
For other CCT please consult factory

*50 or 60 Hertz
[3]Requires step-down transformer, 60 Hertz Only

*120-277V Only
*120V Only
*Not available in 2.5' height
*Not available at 208V
*Not available with IQ
*120V or 277V only
*Not available with DM Option
*Not available at 480V
*Not available with EM option
*Not available with PC or LP option
*Not available with HL30 or HP options
*For 1Q, 2Qxx and 3Q please consult factory
*See page 3 for details

Product Modifications

Please list modification requirements for review by factory:

Approvals

Date:

'SG'
selux

IBL



Net Weight (35lbs)

Specifications

1. Fixture Housing - Die cast low-copper and low-iron aluminum fixture body provides corrosion resistance in marine environments.

2. Gasketing - (not shown) Continuous gaskets provide weather-proofing, dust, and insect control between castings.

3. LED Light Engine - (not shown) High efficiency LED light engine equipped with brand-name LEDs, available in 2700K, 3000K, 4000K, 5000K CCT tolerance within a 3-step MacAdams ellipse, and Amber CCT. Suitable for max ambient temperatures up to 45°C.

4. Optics - (not shown) Proprietary vandal and UV resistant acrylic optic provides optimal light blending between quadrants.

5. Surge Protector - (not shown) Designed to protect luminaire from electrical surge (20kA).

6. Hi-Lo Switching Option - (not shown) Controlled switching between 100% and 30% power. See wiring diagrams for additional details.

7. Low Power Option - (not shown) 60% decrease in Lumen output in same physical package.

8. High Power Option - (not shown) 100% increase in Lumen output in same physical package.

9. Light Chamber - Castings around Light Engine are painted with special Matte Black light absorbing powder coat paint. Meets International Dark-Sky Association (IDA) requirements BG, U0, and G0 BUG ratings at 2700K and 3000K CCT.

10. Low-Temperature Emergency Battery Pack Option - (not shown) Provide 90 minutes of constant-power egress lighting when external power is lost. -20°C to +55°C ambient temperature operation.

Exterior Luminaire Finish - Selux utilizes a high quality Polyester Powder Coating. All Selux luminaires and poles are finished in our Tiger Drylac certified facility and undergo a five stage intensive pretreatment process where product is thoroughly cleaned, phosphated and sealed. Selux powder coated products provide excellent salt and humidity resistance as well as ultraviolet resistance for color retention. All products are tested in accordance with test specifications for coatings from ASTM and PCI.

Standard exterior colors are White (WH), Black (BK), Semi-Matte Black (BL), Bronze (BZ), and Silver (SV). Selux premium colors (SP) are available, please specify from your Selux color selection guide.

5 Year Limited LED Luminaire Warranty - Selux offers a 5 Year Limited Warranty to the original purchaser that the Inula Bollard LED luminaire shall be free from defects in material and workmanship for up to five (5) years from date of shipment. This limited warranty covers the LED driver and LED array when installed and operated according to Selux instructions. For details, see "Selux Terms and Condition of Sale."

Listings and Ratings: Tested to NRTL Wet Location and ESNA LM-79-08 standards. LED tested to LM-80 standards.

Luminaire tested to IK10 standard, IDA Approved and Lighting Facts Certified.

Luminaire and LED tested at 25°C (77°F) ambient temperature.

Visit selux.us for our LED End of Life recycling policy.

'SG'
selux

Profiles IBL-XX-4QD

Height	
2.5	30"
3	36"
3.5	42"
4	48"

Mounting Information

Notes:
1. Bollard orientation is critical, rod and hand hole locations are critical.
2. Locate single bolt and hand hole location.
3. Adequate drainage must be provided in concrete foundation.
4. Conduit should be stubbed up above the concrete footing.

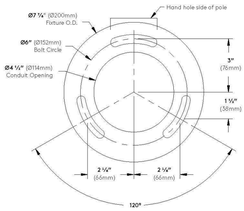

Bolt Circle Detail (Not to Scale)
Use caution when setting anchor bolts. Bolts must be vertically straight and centered on dimensions shown.

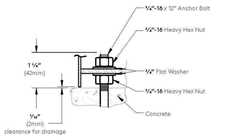

'SG'
selux

Wiring

Standard Wiring for 120-277V With (EM) Option
Standard wiring for 120-277V with (EM) option.

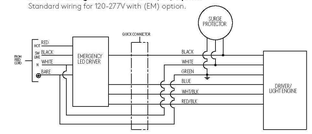

0-10V Dimming Option (DM) Wiring for 120-277V With (EM) Option
100% light output at 10V, down to 1% light output at 0V.

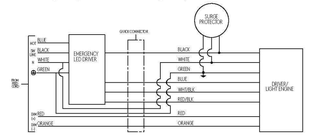

Hi-Lo Switching Option (HL30) Wiring With (EM) Option
120/240/277V. When red is energized, light output will be at "Lo" level.

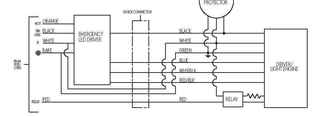

'SG'
selux

Optional Accessories

Photo Cell (PC) - Integrated in top cap for 360° of orientation adjustment in the field.

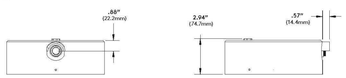

REC and REC3

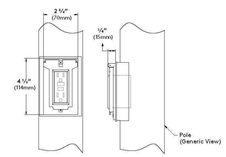

Cover shown in the closed position

REC2 and REC4

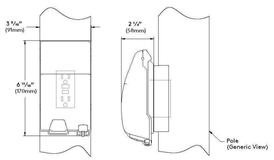

Cover shown in the closed position

GFCI Receptacle (REC) - 120V 15A GFCI duplex receptacle with weatherproof, self-closing cover; located 18" (457mm) o.c. from base of pole, in-line with hand hole. Receptacle is intended only for portable tools or other portable equipment to be connected to outlet only when attended by operating personnel (120V only).

USB & Duplex Receptacle (REC3) (not shown) - 120V 20A duplex receptacle with USB combination ports. (1) type A and (1) type C high power 5A, 5V USB outlets. With weatherproof, self-closing cover; located 18" (457mm) o.c. from base of pole, in-line with hand hole. Receptacle is intended only for portable tools or other portable equipment to be connected to outlet only when attended by operating personnel.

REC3 does not incorporate GFCI (Ground Fault Circuit Interrupter) protection, and shall be powered by a GFCI protected branch circuit (by others).

GFCI Receptacle (REC2) - 120V 15A GFCI duplex receptacle with weatherproof, self-closing, padlockable in-use cover; located 18" (457mm) o.c. from base of pole, in-line with hand hole. Receptacle is intended only for portable tools or other portable equipment to be connected to outlet only when attended by operating personnel (120V only).

USB & Duplex Receptacle (REC4) (not shown) - 120V 20A duplex receptacle with USB combination ports. (1) type A and (1) type C high power 5A, 5V USB outlets. With weatherproof, self-closing padlockable in-use cover; located 18" (457mm) o.c. from base of pole, in-line with hand hole. Receptacle is intended only for portable tools or other portable equipment to be connected to outlet only when attended by operating personnel.

REC4 does not incorporate GFCI (Ground Fault Circuit Interrupter) protection, and shall be powered by a GFCI protected branch circuit (by others).

'SG'
selux

Photometry

1Q / 8W LED / 5000K CCT

Catalog #: IBL-X-1Q-50-XX-120-DS
Report #: 1197031-50
Maximum candela of 1256 at 42.5° from vertical.
Mounting Height = 4' (1.22 m)
577 Delivered Lumens
75 Lumens per Watt
80-U0-G0

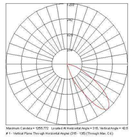



2Q90 / 14W LED / 5000K CCT

Catalog #: IBL-X-2Q90-50-XX-120-DS
Report #: 1197029-50
Maximum candela of 1229 at 42.5° from vertical.
Mounting Height = 4' (1.22 m)
1158 Delivered Lumens
82 Lumens per Watt
80-U0-G0

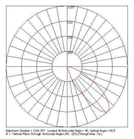



2Q90MU / 14W LED / 5000K CCT

Catalog #: IBL-XX-2Q90MU-50-XX-UNV
Report #: 1337461.02
Maximum candela of 712 at 55° from vertical.
Mounting Height = 4' (1.22 m)
854 Delivered Lumens
81 Lumens per Watt
B1-U0-G1





2Q180 / 14W LED / 5000K CCT

Catalog #: IBL-X-2Q180-50-XX-120-DS
Report #: 1197024-50
Maximum candela of 1249 at 42.5° from vertical.
Mounting Height = 4' (1.22 m)
1156 Delivered Lumens
81 Lumens per Watt
B1-U0-G0

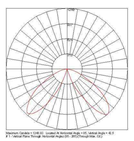



'SG'
selux

Photometry

3Q / 20W LED / 5000K CCT

Catalog #: IBL-X-3Q-50-XX-120-DS
Report #: 1197021-50
Maximum candela of 1223 at 42.5° from vertical.
Mounting Height = 4' (1.22 m)
1659 Delivered Lumens
82 Lumens per Watt
B1-U0-G0





4QS / 27W LED / 5000K CCT

Catalog #: IBL-X-4QS-50-XX-120-DS
Report #: 1197039-50
Maximum candela of 1232 at 42.5° from vertical.
Mounting Height = 4' (1.22 m)
2246 Delivered Lumens
83 Lumens per Watt
B1-U0-G0

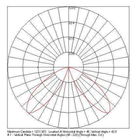



4QD / 27W LED / 5000K CCT

Catalog #: IBL-X-4QD-50-XX-120-DS
Report #: 1197059-50
Maximum candela of 1232 at 42.5° from vertical.
Mounting Height = 4' (1.22 m)
2246 Delivered Lumens
83 Lumens per Watt
B1-U0-G0

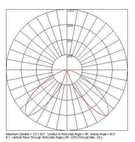



Multiplier Chart	
3000K to Amber	0.22
3000K to 2700K	0.92
3000K to 4000K	1.00
3000K to 4000K	1.00
3000K to 5000K	1.07

'SG'
selux

LED Light Engine Distribution Guide

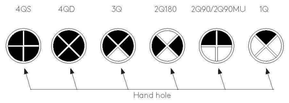

TM-21 Lifetime Calculation					
Light Engine	Ambient Temp (°C)	Lumen Maintenance (% at hours)			Reported L_{70}[2]
		25K	50K	70K	
All	25°C	99.8%	99.8%	99.8%	L_{70}(12K) > 70,000 hours
	40°C	99.8%	99.8%	99.8%	L_{70}(12K) > 70,000 hours

1. Calculated in accordance with IESNA TM-21-11, projected values are within 6 times (6x) the IESNA LM-80-08 test duration
2. Thermal measurements based on Order Code: IBLx-2Q90MU-27-SV-UNV

21035ES111.dwg

Zee Engineering Group, LLC
1830 S. Alma School Road,
Suite 120
Mesa, Arizona 85210
V. 480.222.8835
F. 480.222.8836

2929.COM

DEUTSCH ARCHITECTURE GROUP

Registered Professional Engineer (Electrical)
CERTIFICATE NO. 30546
SHYAMJIK SIDHWA
Date Signed 06/23/21
ARIZONA, U.S.A.
Expires 09/30/2023

4600
EAST INDIAN SCHOOL RD
PHOENIX, ARIZONA 85018
602-840-2929 P
602-840-6646 F

UNBOUND GATEWAY

SOSSAMAN AND PECOS

unbound DEVELOPMENT

1ST ISSUED: **06/28/21**

Revisions

PROJECT NO: 21035

DRAWN BY: LJB

CHK'D BY: SS

COPYRIGHT 2021: DEUTSCH ARCHITECTURE GROUP

EXTERIOR LUMINAIRE CUT SHEETS

ES-111

NOTICE OF EXTENDED CERTIFICATION AND APPROVAL PERIOD PROVISION: THIS CONTRACT ALLOWS THE OWNER TO CERTIFY AND APPROVE BILLINGS AND ESTIMATES WITHIN 30 DAYS AFTER THE BILLINGS AND ESTIMATES ARE RECEIVED FROM THE CONTRACTOR