



EXTERIOR MATERIAL CALCULATIONS FOR BUILDING FACADES						
4 Story Building						
Materials	Glass	Exterior Stucco	Painted Trim, Hardy	Grey Limestone	Total	
North		3158	7010	889.59	103.6	
East		4416	9815	968.5	167.9	
South		3006	6682	723	235.37	
West		3283	7297	899	470.74	
Interior		6543	14541	1810	403.28	
TOTALS						
SF		20406	45345	5290.09	1380.89	72421.98
%		28.17652873	62.61220696	7.304536551	1.906727764	
3 Story Building						
Materials	Glass	Exterior Stucco	Painted Trim, Hardy	Grey Limestone	Total	
Building 1		10472.5	23245	1246	763	
Building 2		9215.7	20535	1068	381	
Building 3		5185.9	17118	898	381	
Connection		0	173	69	0	
TOTALS						
SF		24874.1	60898	3281	1525	90578.1
%		27.46149456	67.23258713	3.62228839	1.683629928	



1. FLAT CONCRETE TILE ROOF, GREY COLOR, MANUF. TBD. ALT: COMP SHINGLE ROOF (RT-01)




2. EXTERIOR STUCCO FINISH - WESTERN WHITE SUPERFINE WESTERN BLENDED PRODUCTS (S-01)

FINISH - GRIZZLE GREY SUPERFINE WESTERN BLENDED PRODUCTS (S-02)



3. PAINTED TRIM, FIBER CEMENT BOARD (FC-01)



4. VINYL WINDOWS W/ DARK FINISH



5. GREY METAL, PAINTED (MTL-01)



6. ROUGH-FACE DRY-STACKED GREY LIMESTONE (ST-01)
CUT GREY LIMESTONE IN A RUNNING BOND PATTERN (ST-02)

MATERIAL SELECTION