

PLANT SCHEDULE

BOTANICAL NAME	COMMON NAME	PLANTING SIZE	QTY	COMMENTS
TREES				
Olea europaea 'Wilsoni'	Fruitless Olive	36" Box	3	Standard Trunk Dense Canopy
Cassia pauciflora	Mexican Bird of Paradise	15 Gal.	9	Standard Trunk Dense Canopy
Quercus virginiana	Southern Live Oak	24" Box	15	Standard Trunk Dense Canopy
Washingtonia filifera	California Fan Palm	12' C.T.H.	2	Standard Trunk Dense Canopy
Existing Palm to remain	Existing Palm to remain	Varies	3	As Per Plan
ACCENTS/VINES				
Bougainvillea 'Barbara Karst'	Vine Bougainvillea	5 Gal.	9	As Per Plan
Dolichandra unguis-cati	Cat's Claw Vine	5 Gal.	12	As Per Plan
Dasylirion acrotrichum	Green Desert Spoon	5 Gal.	28	As Per Plan
Stenocereus thurberi	Organ Pipe	6'-8'	5	As Per Plan
Yucca filamentosa 'Bright Edge'	Bright Edge Yucca	5 Gal.	53	As Per Plan
SHRUBS				
Tecoma 'Bells of Fire'	Bells of Fire	5 Gal.	10	As Per Plan
Dodonea viscosa	Hopseed	5 Gal.	71	As Per Plan
GROUND COVERS				
Eremophila glabra	Outback Sunrise	1 Gal.	26	As Per Plan
Sphagneticola trilobata	Wedelia	1 Gal.	16	As Per Plan
Lantana montevidensis	Purple Trailing Lantana	1 Gal.	38	As Per Plan
MISCELLANEOUS				
Decomposed Granite - 1/4\"/>				

CITY OF MESA LS REQUIREMENTS

	REQUIRED	PROVIDED
LOCAL ROW (HUNT DR)	1 Tree/4 Shrub per 25 LF (And 50% Shade Coverage)	
	Trees 3	6
ARTERIAL ROW (MAIN ST.)	1 Tree/6 Shrub per 25 LF (And 50% Shade Coverage)	
	Trees 6	40
PARKING LOT ISLAND	1 Tree/3 Shrub per Island	
	Trees 8	4
SINGLE RES. PERIMETER NORTH OF SITE	4 Non-Deciduous Tree/ 20 shrubs per 100 LF (Min 50% Vegetative Coverage)	
	Trees 9	38
NON-SINGLE RES. PERIMETER WEST OF SITE	3 Non-Deciduous Tree/ 30 shrubs per 100 LF (Min 50% Vegetative Coverage)	
	Trees 9	2
		45
		8
		36

NOTES

- 25% OF TREES REQUIRED IN ROW SHOULD BE 36" BOX OR LARGER WITH A MINIMUM OF 50% OF REQUIRED TREES BEING 24" BOX. NO TREES SMALLER THAN 15 GALLON.
- 10% OF TREES REQUIRED IN PARKING ISLANDS & FOUNDATION PLANTING AREAS NEED TO BE 36" BOX WITH THE BALANCE BEING AT LEAST 24" BOX.
- 50% OF TREES REQUIRED IN PERIMETER LANDSCAPE AREAS TO BE 24" BOX WITH THE BALANCE BEING 15 GALLON.
- 50% OF ALL REQUIRED SHRUBS TO BE 5 GALLON WITH NO SHRUBS LESS THAN 1 GALLON.


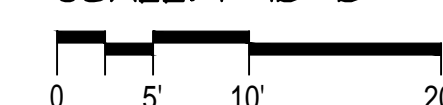
Additional Note:
*(2) ADDITIONAL 24" BOX TREES SUBSTITUTED FOR (4) 15 GALLON TREES
*(3) 24" BOX SUBSTITUTED FOR (6) 15 GALLON TREES

COLLABORATIVE V
DESIGN STUDIO INC.
7116 EAST 1ST AVENUE,
SUITE 103
SCOTTSDALE, ARIZONA
85251
OFFICE: 480-347-0590
FAX: 480-656-6012



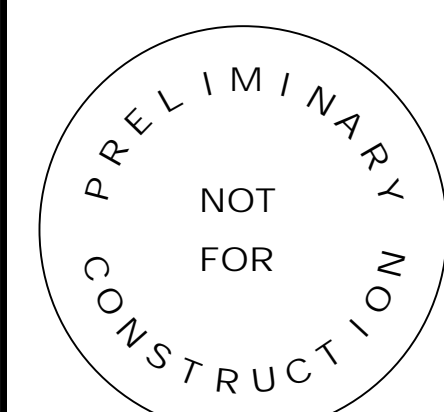
LANDSCAPE PLAN

SCALE: 1"=10'-0"



CASA RAMOS RESTAURANT

1526 E MAIN STREET
MESA AZ 85203



1920 E Indian School Rd #2072
Phoenix AZ 85016
623.466.3286

these documents are instruments of service of the authors and are for use on this project only. they are prepared for use in conjunction with the author's interpretation, discretion, decision, and administration as described in the scope of work, without which desired result can not be assured. alteration, reproduction, or use in part or in whole, for other purposes without the authors written consent may violate existing legal statutes.

20005

issue date
03.23.2021

revisions

LS-1