



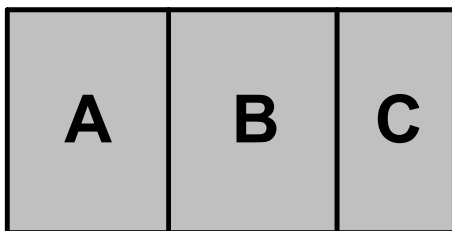
RYAN A+E, INC.  
3900 E. Camelback Road, Ste 100  
Phoenix, AZ 85018  
602-322-6100 tel  
602-322-6300 fax

WWW.RYANCOMPANIES.COM

OWNER

CONSULTANTS

KEY PLAN



KEY PLAN

PROJECT INFORMATION

**East Mesa Industrial**

NW Corner Ray Rd &  
Ellsworth Rd  
Mesa, Arizona 85201

I hereby certify that this plan, specification, or report was prepared by me or under my direct supervision and that I am a duly Registered Architect under the laws of the State of Arizona

Name

REGISTRATION NO. DATE  
Number Date

© 2019 RYAN A&E, INC.

DRAWN BY CHECKED BY  
Author Checker  
JOB NO. DATE  
701039 02/22/2021

ISSUE RECORD		
ISSUE #	DATE	DESCRIPTION
1	01/19/2021	PLANNING REVIEW
	02/22/2021	PLANNING RESUBMITTAL

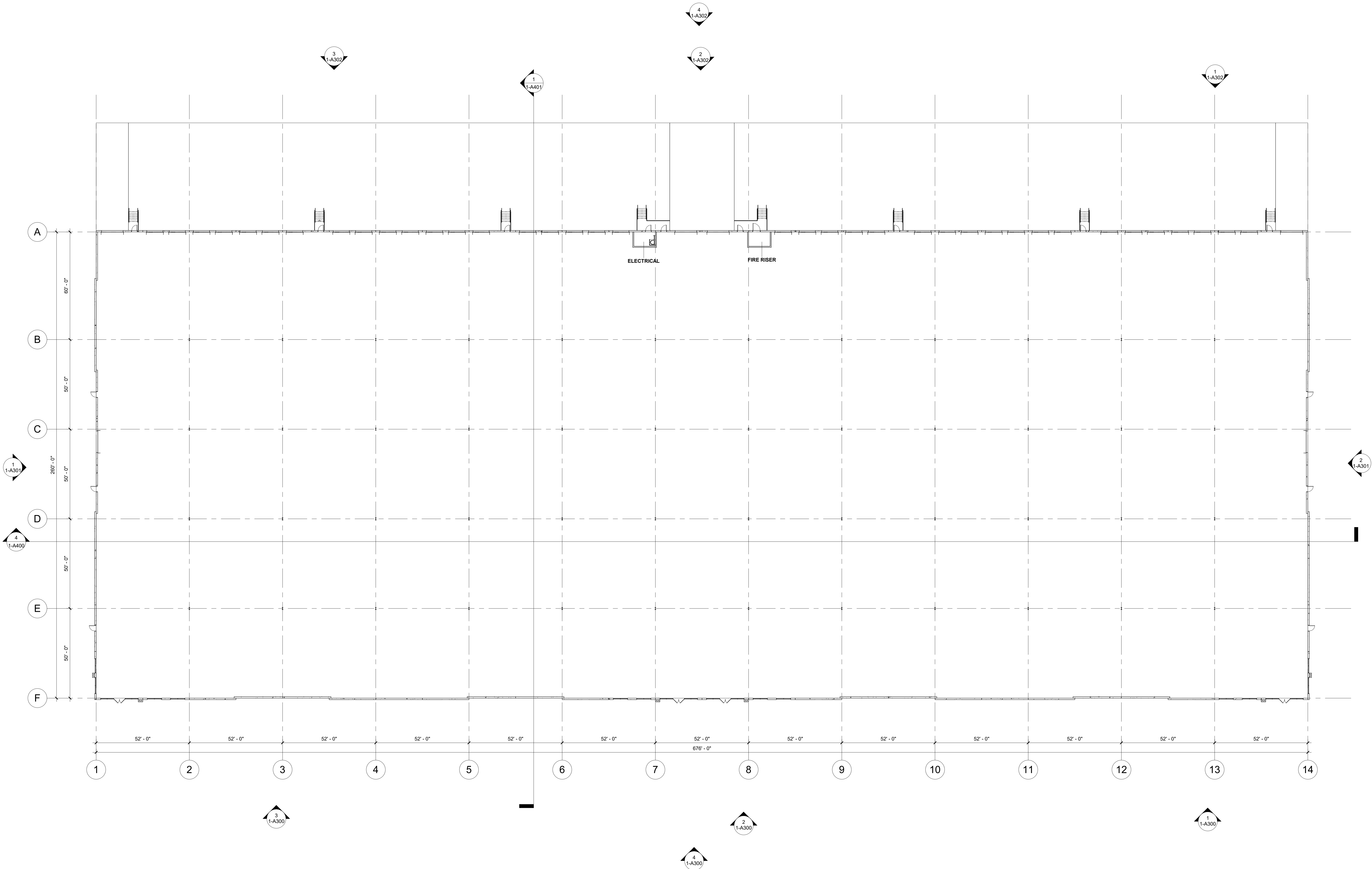


**PLANNING RESUBMITTAL**

02/22/2021

**BUILDING 1-  
OVERALL FLOOR  
PLAN**

**1-A100**



1 LEVEL 1 OVERALL PLAN  
1-A100 3/64" = 1'-0"



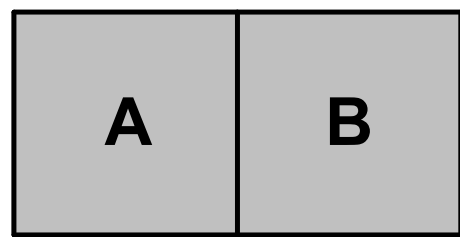
RYAN A+E, INC.  
3300 E. Camelback Road, Ste 100  
Phoenix, AZ 85018  
602-322-6100 tel  
602-322-6300 fax

WWW.RYANCOMPANIES.COM

OWNER

CONSULTANTS

KEY PLAN



KEY PLAN

PROJECT INFORMATION

**East Mesa Industrial**

NW Corner Ray Rd &  
Ellsworth Rd  
Mesa, Arizona 85201

I hereby certify that this plan, specification, or report was prepared by me or under my direct supervision and that I am a duly Registered Architect under the laws of the State of Arizona

Name

REGISTRATION NO. DATE  
Number Date

© 2019 RYAN A+E, INC.

DRAWN BY CHECKED BY  
Author Checker  
JOB NO. DATE  
701039 02/22/2021

ISSUE RECORD		
ISSUE #	DATE	DESCRIPTION
1	01/19/2021 02/22/2021	PLANNING REVIEW PLANNING RESUBMITTAL

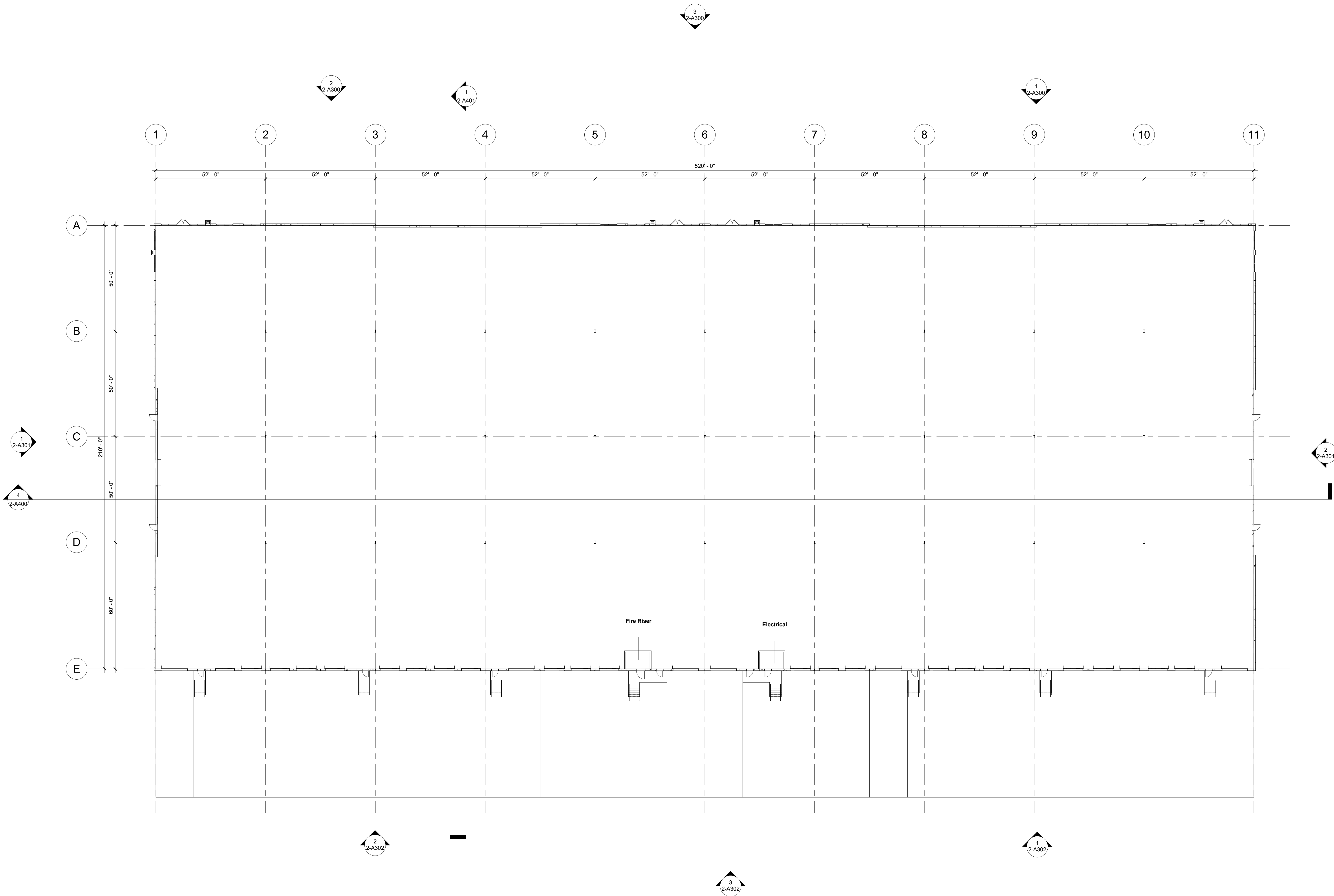


**PLANNING  
RESUBMITTAL**

02/22/2021

**BUILDING 2 -  
OVERALL FLOOR  
PLAN**

**2-A100**



1 LEVEL 1 OVERALL PLAN  
2-A100 1" = 20'-0"

2/22/2021 12:13:21 PM



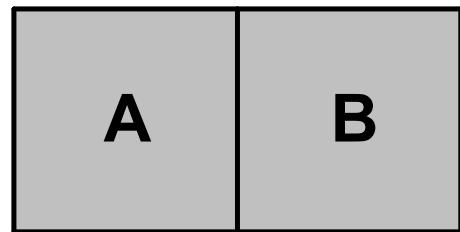
RYAN A+E, INC.  
3900 E. Camelback Road, Ste 100  
Phoenix, AZ 85018  
602-322-6100 tel  
602-322-6300 fax

WWW.RYANCOMPANIES.COM

OWNER

CONSULTANTS

KEY PLAN



KEY PLAN

PROJECT INFORMATION

East Mesa Industrial

NW Corner Ray Rd &  
Ellsworth Rd  
Mesa, Arizona 85201

I hereby certify that this plan, specification, or report was prepared by me or under my direct supervision and that I am a duly Registered Architect under the laws of the State of Arizona

Name

REGISTRATION NO. DATE  
Number Date

© 2019 RYAN A+E, INC.

DRAWN BY CHECKED BY  
Author Checker  
JOB NO. DATE  
701039 02/22/2021

ISSUE RECORD		
ISSUE #	DATE	DESCRIPTION
1	01/19/2021 02/22/2021	PLANNING REVIEW PLANNING RESUBMITTAL



PLANNING  
RESUBMITTAL

02/22/2021

BUILDING 3 -  
OVERALL FLOOR  
PLAN

3-A100

## GENERAL NOTES

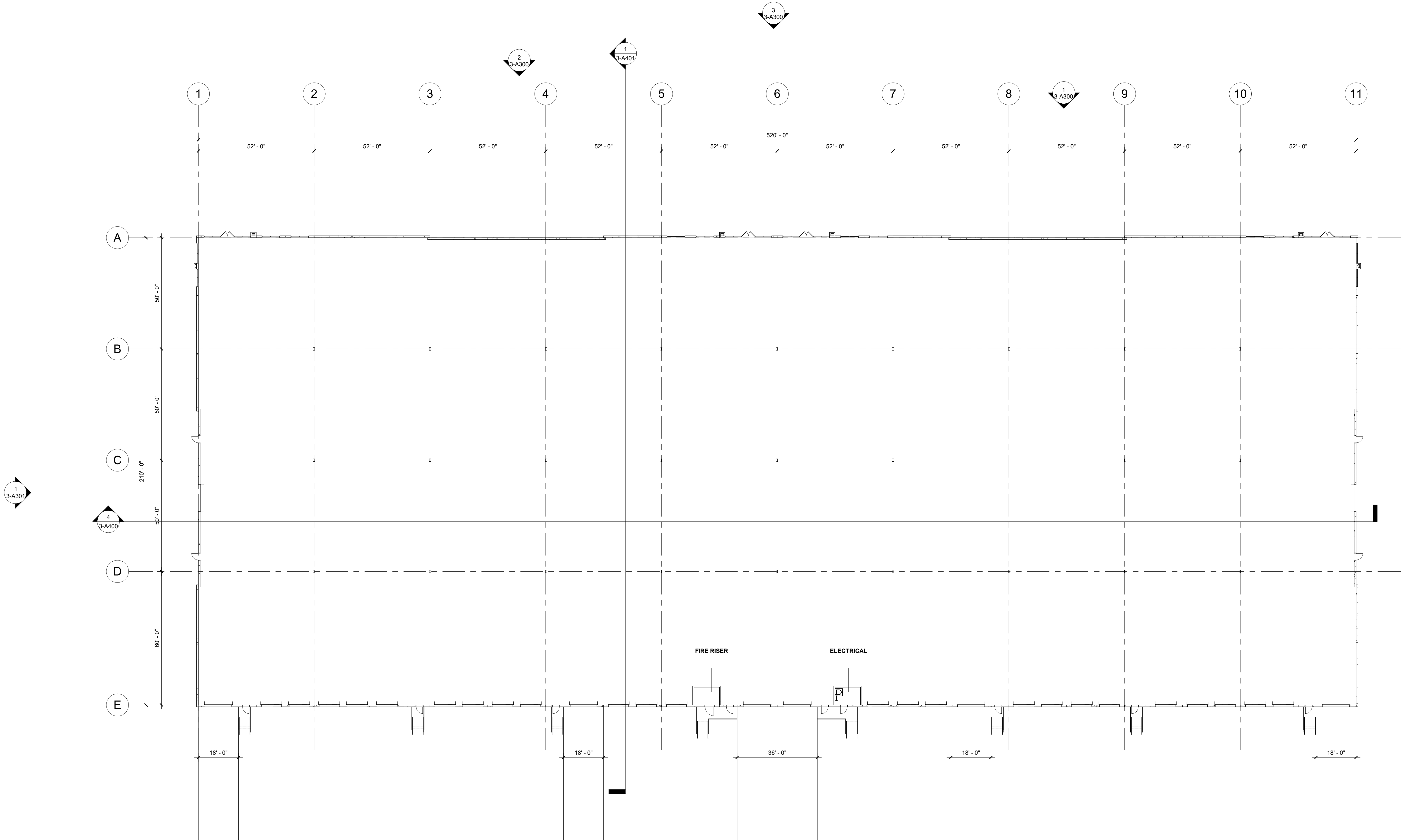
- REFER TO STRUCTURAL DRAWINGS FOR SLAB ON GRADE CONSTRUCTION, CONTROL AND ISOLATION JOINTS.
- COORDINATE UNDERGROUND AND UNDER SLAB UTILITIES WITH RELEVANT TRADES PRIOR TO SLAB POUR. COORDINATE ALL SLEEVES THROUGH UNDER FOOTING AND FOUNDATION W/ STRUCTURAL ENGINEER.
- ALL WALLS TO ROOF DECK TO BE CONSTRUCTED TO ACCOMMODATE DEFLECTION OF ROOF STRUCTURE.
- REFER TO STRUCTURAL ENGINEERING DRAWINGS FOR ADDITIONAL INFORMATION PERTAINING TO STRUCTURAL COMPONENT SIZES, LOCATIONS, CONFIGURATIONS, AND CAPACITIES.
- STAIR SUPPLIER SHALL BE RESPONSIBLE FOR CODE COMPLIANCE AND STRUCTURAL INTEGRITY FOR ALL MATERIALS FURNISHED. PROVIDE FIRE EXTINGUISHERS OF SIZE AND TYPE AND LOCATION AS REQUIRED BY THE FIRE MARSHALL.
- ALL EQUIPMENT SHOWN FOR REFERENCE ONLY. REFER TO MECHANICAL AND ELECTRICAL DRAWINGS FOR EXACT EQUIPMENT, SIZE AND LOCATION.

### DIMENSIONS:

- SUBCONTRACTOR TO VERIFY DIMENSIONS AND CONDITIONS SHOWN ON THESE DRAWINGS. ANY OMISSIONS, DISCREPANCIES, OR CONFLICTS MUST BE REPORTED TO THE DESIGN BUILD IMMEDIATELY.
- DIMENSIONS ARE AT 3'-0" ABOVE FINISHED FLOOR AND FROM FACE OF FINISHED PARTITION UNLESS NOTED OTHERWISE.
- DRAWINGS SHOULD NOT BE SCALED - DIMENSIONS GOVERN. LARGE SCALE DRAWINGS GOVERN OVER SMALL SCALE DRAWINGS.
- ENSIONS AT EXTERIOR WALLS ARE TAKEN TO EXTERIOR FACE OF CONCRETE WALL OR TO EXTERIOR SIDE OF SHEATHING UNLESS NOTED OTHERWISE.
- DIMENSIONS AT INTERIOR WALLS ARE TAKEN TO FACE OF GYP UNLESS NOTED OTHERWISE.

### BUILDING SYSTEMS:

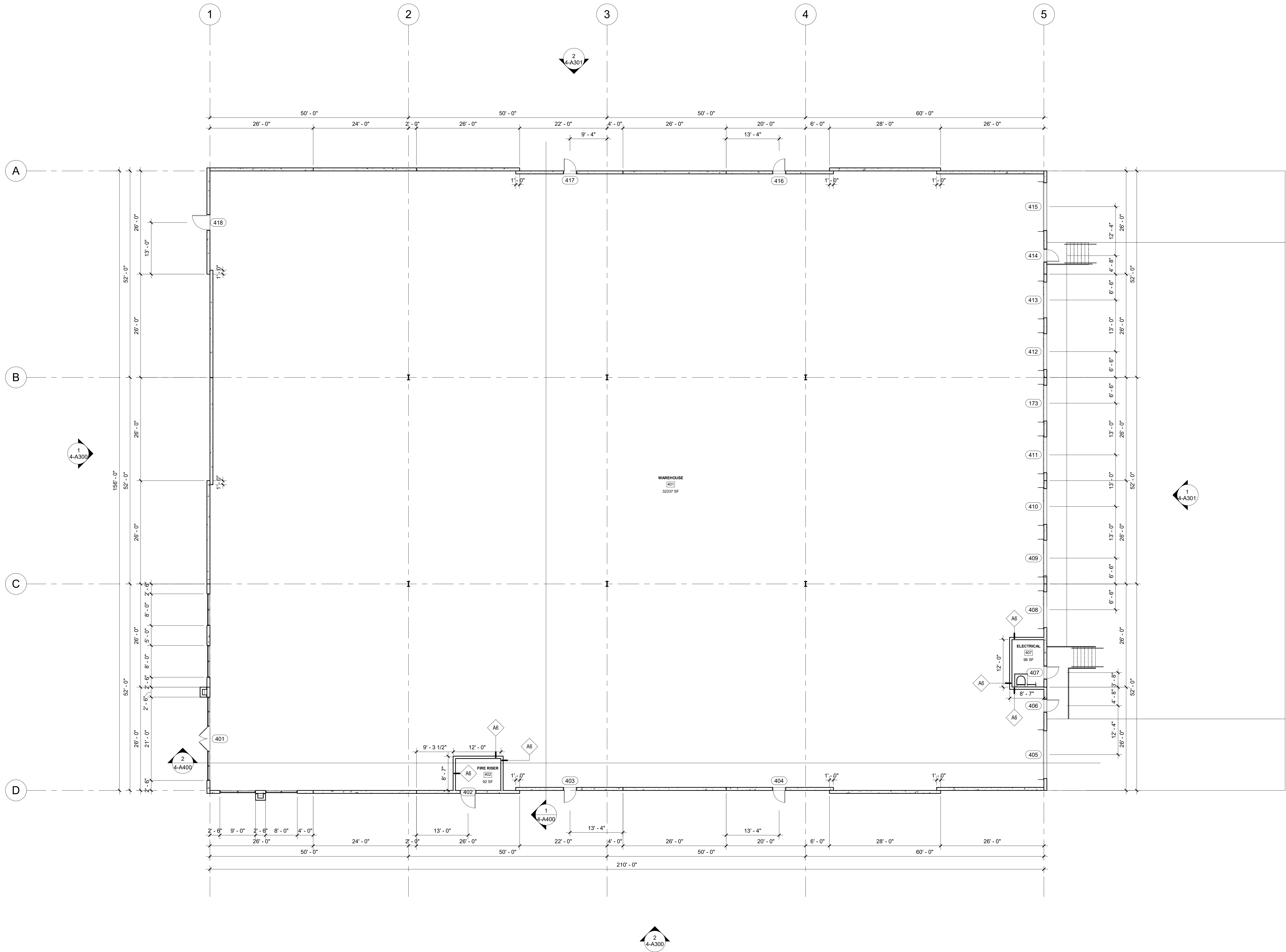
SEE SHEET A600 FOR EXTERIOR BUILDING SYSTEMS AND WALL TYPE INFORMATION.



1 LEVEL 1 OVERALL PLAN  
3-A100 1" = 20'-0"

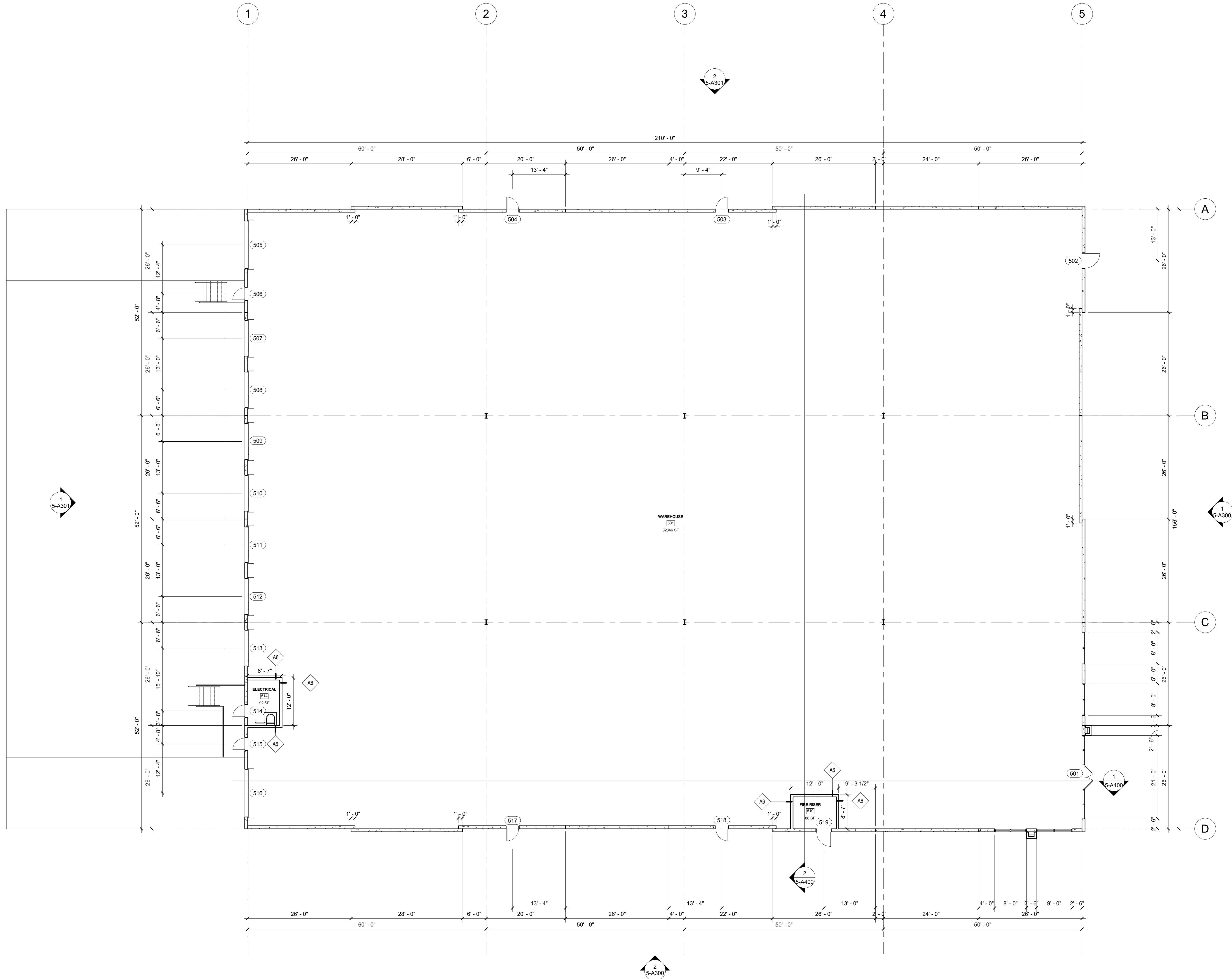
2/22/2021 12:11:10 PM

ISSUE RECORD		
ISSUE #	DATE	DESCRIPTION
1	01/19/2021	PLANNING REVIEW
	02/22/2021	PLANNING RESUBMITTAL





ISSUE RECORD		
ISSUE #	DATE	DESCRIPTION
1	01/19/2021	PLANNING REVIEW
	02/22/2021	PLANNING RESUBMITTAL





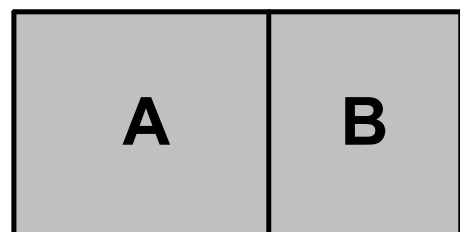
RYAN A+E, INC.  
3900 E. Camelback Road, Ste 100  
Phoenix, AZ 85018  
602-322-6100 tel  
602-322-6300 fax

WWW.RYANCOMPANIES.COM

OWNER

CONSULTANTS

KEY PLAN



KEY PLAN

PROJECT INFORMATION

**East Mesa  
Industrial - Bldg 6**

NW Corner Ray Rd &  
Ellsworth Rd  
Mesa, Arizona 85201

I hereby certify that this plan, specification, or report  
was prepared by me or under my direct supervision  
and that I am a duly Registered Architect under the  
laws of the State of Arizona

Name

REGISTRATION NO. DATE  
Number Date

© 2019 RYAN A&E, INC.

DRAWN BY CHECKED BY  
Author Checker

JOB NO. DATE  
701039 02/22/2021

ISSUE RECORD		
ISSUE #	DATE	DESCRIPTION
1	01/19/2021	PLANNING REVIEW
	02/22/2021	PLANNING RESUBMITTAL

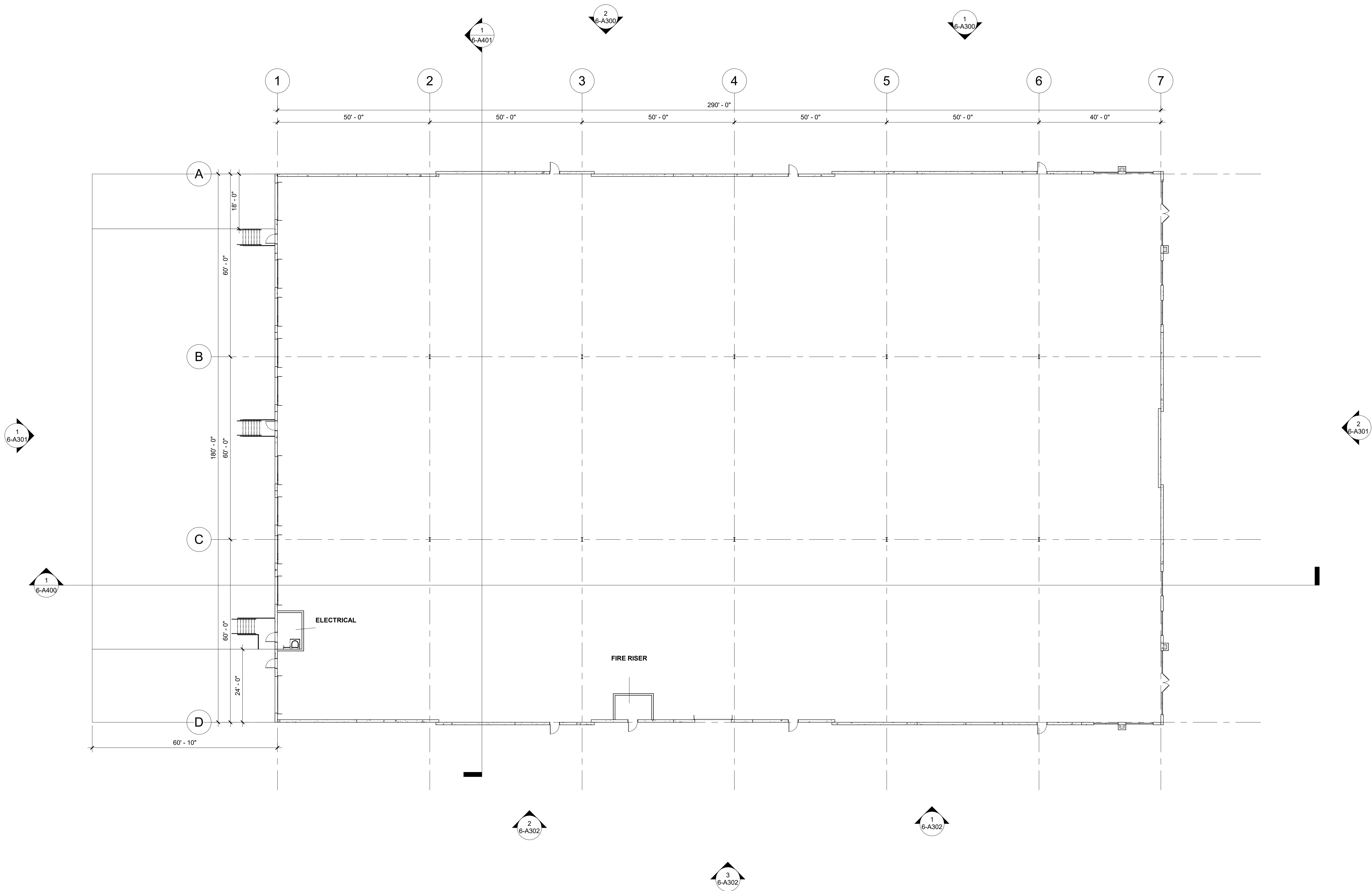


**PLANNING  
RESUBMITTAL**

02/22/2021

**BUILDING 6 -  
OVERALL FLOOR  
PLAN**

**6-A100**



1 LEVEL 1 OVERALL PLAN  
6-A100 1/16" = 1'-0"