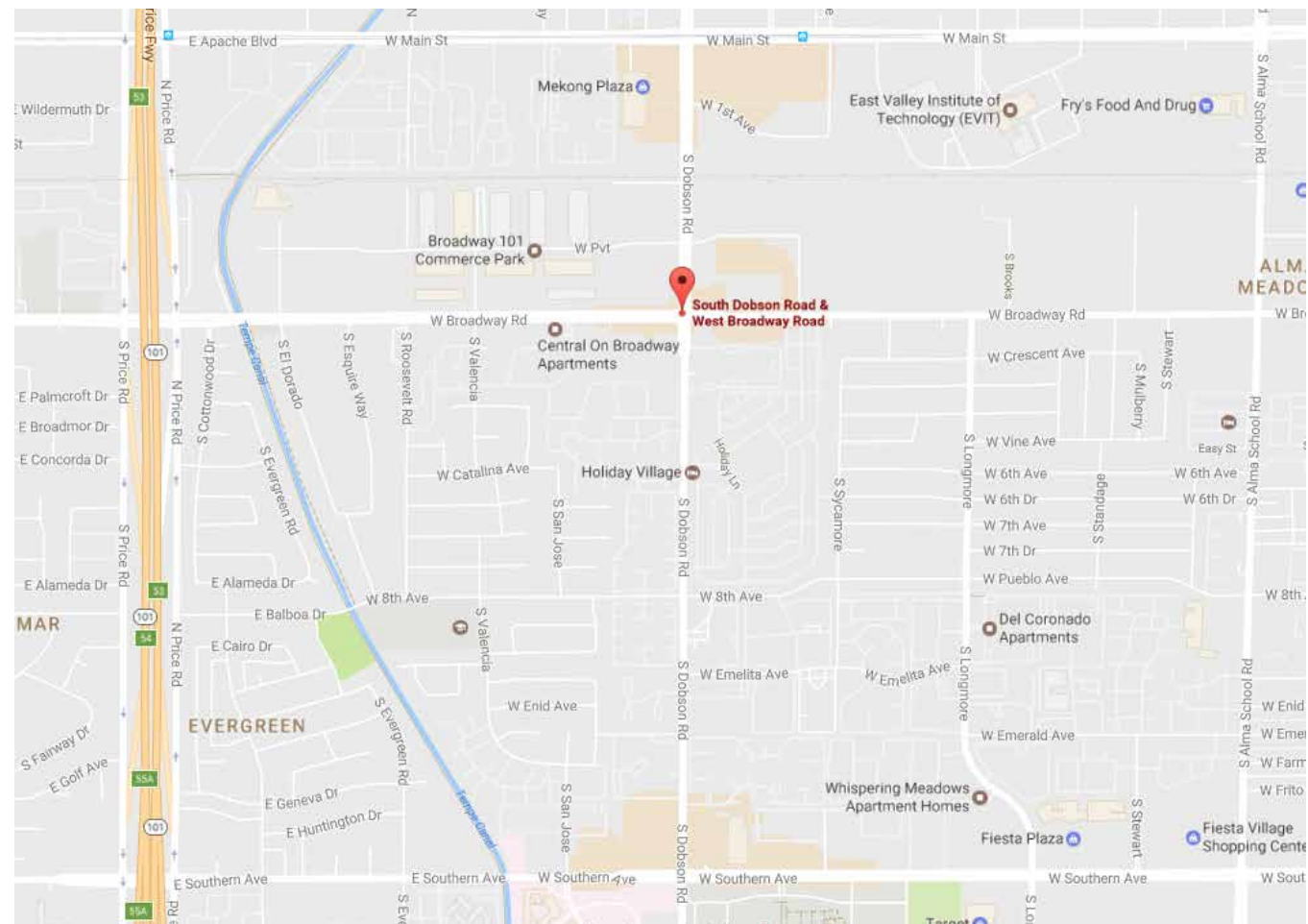




2060 W. Broadway Rd | Mesa, AZ 85202



VICINITY MAP

NST

Client:

Wash Werks

Location:

2060 W Broadway Rd  
Mesa, AZ 85202



2631 N. 31st Ave.  
Phoenix, AZ 85009  
602-278-6286  
royalsign.net

Project

170257

- 1 27 FEB 17 RKP
- 2 07 MAR 17 RKP
- 3 10 MAR 17 RKP
- 4 28 MAR 17 RKP
- 5 30 MAR 17 RKP
- 6 27 APR 17 RKP
- 7 08 MAY 17 RKP
- 8 17 MAY 17 RKP
- 9 19 MAY 17 RKP
- 10 n/a

Project Manager:

Jeff Spence

E-Mail:

jeff@royalsign.net

Approval Signatures

X

Client

X

Landlord

Customer is responsible for providing a dedicated electrical circuit within six feet of each sign location and any desired electrical timing devices.

This original unpublished drawing is submitted solely for the project being planned. It is not to be copied or shown to persons outside of your organization without express written authorization from ROYAL SIGN COMPANY. All specified details on these drawings are subject to change due to the availability of materials and/or changes in the method of fabrication. ROYAL SIGN COMPANY will do their best to maintain the design intent of these drawings at all times. If the owner or owners' representative wishes to receive detail drawings on all changes during the fabrication process, ROYAL SIGN COMPANY must be advised in writing prior to the start of fabrication.

Sheet Title

Site

Page Number

1 of 5

1'-8" 18'-0"

# FREE VACUUMS

B

INTERNALLY-ILLUMINATED  
PAN CHANNEL LETTER DISPLAY

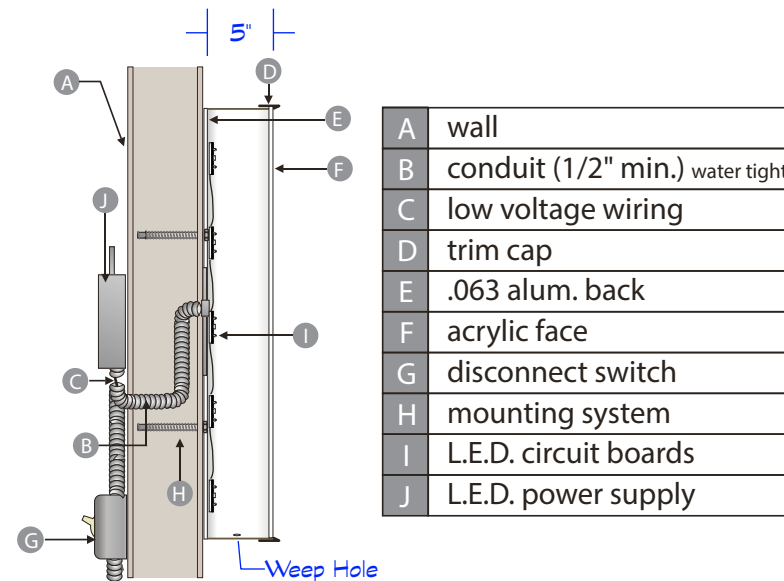
Scale:  
1/2" = 1'-0"

Perimeter  
92'

Sign Area  
30.0 sf

Fabricate and install one (1) set of int-illuminated, aluminum pan channel letters w/ 5" deep returns (pre-finished Black). White acrylic faces w/ 3630-143 Poppy Red vinyl overlay; 3/4" black trim cap. Illuminate using white LEDs to remote power supplies (see detail).

## PC Letter / LEDs - Cross Section Detail



THIS SIGN IS INTENDED TO BE INSTALLED IN ACCORDANCE WITH THE REQUIREMENTS OF ARTICLE 600 OF THE NATIONAL ELECTRICAL CODE AND/OR OTHER APPLICABLE LOCAL CODES. THIS INCLUDES PROPER GROUNDING AND BONDING OF THE SIGN.  
U.L. LISTED



NOTE: ELEVATION DIMENSIONS MUST BE VERIFIED PRIOR TO PRODUCTION

Client:

Wash Werks

Location:

2060 W Broadway Rd  
Mesa, AZ 85202

royal  
sign

2631 N. 31st Ave.  
Phoenix, AZ 85009  
602-278-6286  
royalsign.net

Project

170257

- 27 FEB 17 RKP
- 07 MAR 17 RKP
- 10 MAR 17 RKP
- 28 MAR 17 RKP
- 30 MAR 17 RKP
- 27 APR 17 RKP
- 08 MAY 17 RKP
- 17 MAY 17 RKP
- 19 MAY 17 RKP
- n/a

Project Manager:

Jeff Spence

E-Mail:

jeff@royalsign.net

Approval Signatures

X

Client

X

Landlord

Customer is responsible for providing a dedicated electrical circuit within six feet of each sign location and any desired electrical timing devices.

This original unpublished drawing is submitted solely for the project being planned. It is not to be copied or shown to persons outside of your organization without express written authorization from ROYAL SIGN COMPANY. All specified details on these drawings are subject to change due to the availability of materials and/or changes in the method of fabrication. ROYAL SIGN COMPANY will do their best to maintain the design intent of these drawings at all times. If the owner or owners' representative wishes to receive detail drawings on all changes during the fabrication process, ROYAL SIGN COMPANY must be advised in writing prior to the start of fabrication.

Sheet Title

Exterior

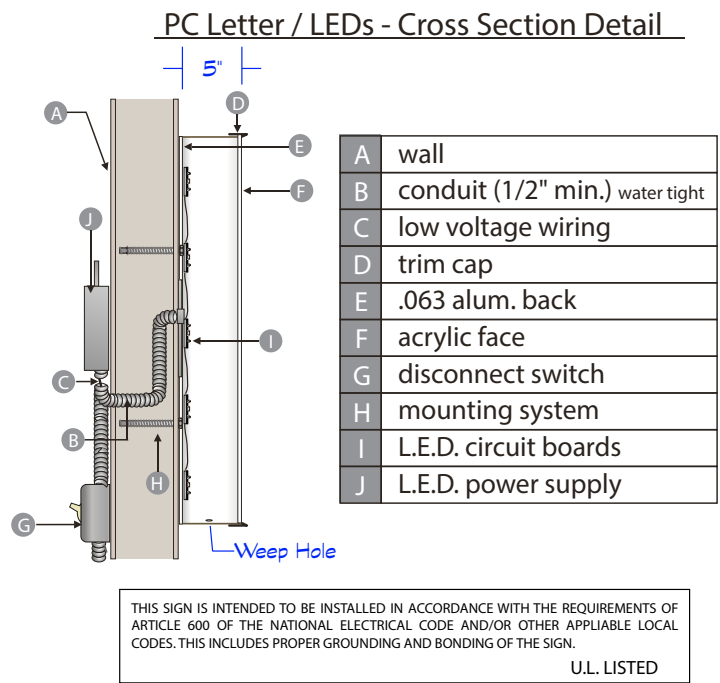
Page Number

3 of 5



<b>C</b>	INTERNALLY-ILLUMINATED PAN CHANNEL LETTER DISPLAY	Scale: 1/2" = 1'-0"	Perimeter 68'	Sign Area 65.0 sf
----------	--	------------------------	------------------	----------------------

Fabricate and install one (1) set of int-illuminated, aluminum pan channel letters w/ 5" deep returns (pre-finished Black). White acrylic faces w/ vinyl overlays as indicated; 3/4" black trim cap. Illuminate using white LEDs to remote power supplies (see detail).



NOTE: ELEVATION DIMENSIONS MUST BE VERIFIED PRIOR TO PRODUCTION

Client:  
Wash Werks

Location:  
2060 W Broadway Rd  
Mesa, AZ 85202

**royal**  
**sign**

2631 N. 31st Ave.  
Phoenix, AZ 85009  
602-278-6286  
royalsign.net

Project  
170257

- 27 FEB 17 RKP
- 07 MAR 17 RKP
- 10 MAR 17 RKP
- 28 MAR 17 RKP
- 30 MAR 17 RKP
- 27 APR 17 RKP
- 08 MAY 17 RKP
- 17 MAY 17 RKP
- 19 MAY 17 RKP
- n/a

Project Manager:  
Jeff Spence  
E-Mail:  
jeff@royalsign.net

Approval Signatures

X  
Client

X  
Landlord

Customer is responsible for providing a dedicated electrical circuit within six feet of each sign location and any desired electrical timing devices.

This original unpublished drawing is submitted solely for the project being planned. It is not to be copied or shown to persons outside of your organization without express written authorization from ROYAL SIGN COMPANY. All specified details on these drawings are subject to change due to the availability of materials and/or changes in the method of fabrication. ROYAL SIGN COMPANY will do their best to maintain the design intent of these drawings at all times. If the owner or owners representative wishes to receive detail drawings on all changes during the fabrication process, ROYAL SIGN COMPANY must be advised in writing prior to the start of fabrication.

Sheet Title  
Exterior

Page Number

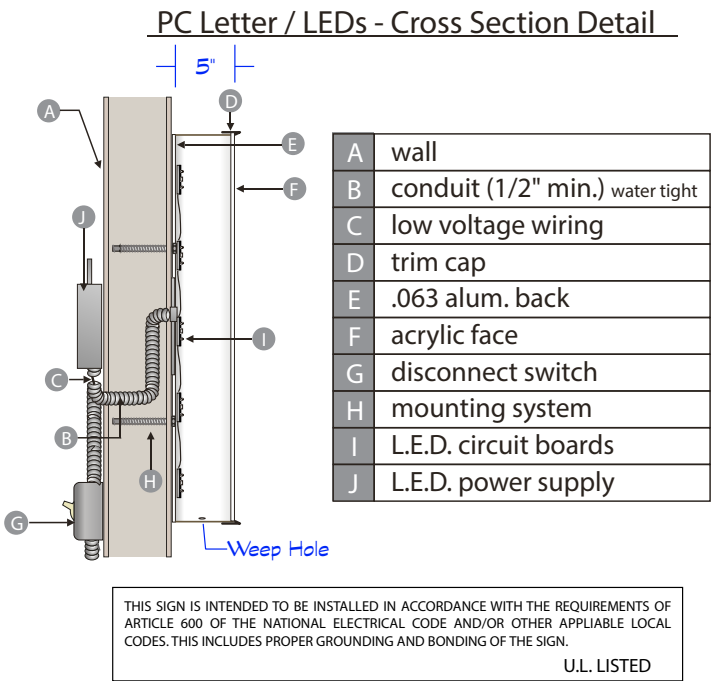
4 of 5





D	INTERNALLY-ILLUMINATED PAN CHANNEL LETTER DISPLAY	Scale:	Perimeter	Sign Area
		1/2" = 1'-0"	124'	65.0 sf

Fabricate and install one (1) set of int-illuminated, aluminum pan channel letters w/ 5" deep returns (pre-finished Black). White acrylic faces w/ vinyl overlays as indicated; 3/4" black trim cap. Illuminate using white LEDs to remote power supplies (see detail).



NOTE: ELEVATION DIMENSIONS MUST BE VERIFIED PRIOR TO PRODUCTION

Client:  
Wash Werks

Location:  
2060 W Broadway Rd  
Mesa, AZ 85202



2631 N. 31st Ave.  
Phoenix, AZ 85009  
602-278-6286  
royalsign.net

Project  
170257

- 27 FEB 17 RKP
- 07 MAR 17 RKP
- 10 MAR 17 RKP
- 28 MAR 17 RKP
- 30 MAR 17 RKP
- 27 APR 17 RKP
- 08 MAY 17 RKP
- 17 MAY 17 RKP
- 19 MAY 17 RKP
- n/a

Project Manager:  
Jeff Spence  
E-Mail:  
jeff@royalsign.net

Approval Signatures

X  
Client

X  
Landlord

Customer is responsible for providing a dedicated electrical circuit within six feet of each sign location and any desired electrical timing devices.

This original unpublished drawing is submitted solely for the project being planned. It is not to be copied or shown to persons outside of your organization without express written authorization from ROYAL SIGN COMPANY. All specified details on these drawings are subject to change due to the availability of materials and/or changes in the method of fabrication. ROYAL SIGN COMPANY will do their best to maintain the design intent of these drawings at all times. If the owner or owners representative wishes to receive detail drawings on all changes during the fabrication process, ROYAL SIGN COMPANY must be advised in writing prior to the start of fabrication.

Sheet Title  
Exterior

Page Number

5 of 5