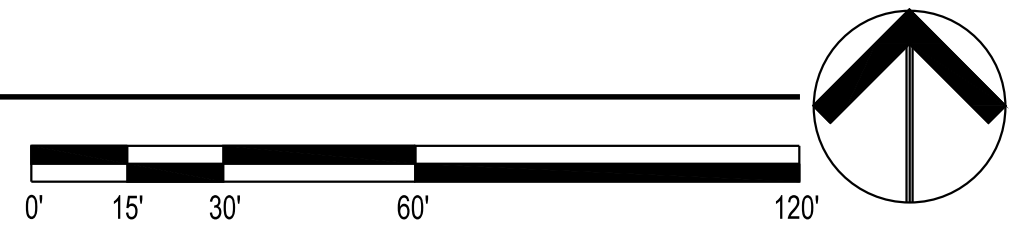


1 LANDSCAPE PLAN
SCALE: 1" = 30'-0"



LANDSCAPE PLANT LIST

Supply and install the following plant material. Landscape designer to field verify location prior to planting. All plant material to meet A.N.A. specifications and be of sound health and appearance

TREES	SIZE	QTY
Existing Hybrid Mesquite (Preserved On-Site)		8
Quercus Buckleyi Texas Red Oak	Standard 48" Box	2
Prosopis Velutina Native Mesquite	Speciman 36" Box	7
Acacia Willardiana Palo Blanco	Multi 36" Box	7
Parkinsonia microphylla Foothills Palo Verde	Standard 36" Box	4
Parkinsonia praecox Palo Brea	Standard 36" Box	4
Chilopsis linearis Desert Willow	Multi 24" Box	2
Prosopis glandulosa v. torreyana Western Honey Mesquite	Standard 24" Box	15

SHRUBS/ ACCENTS	SIZE	QTY
Larrea tridentata (divaricata) Creosote Bush	5 Gallon	23
Buddleja Marrubifolia Woolly Butterfly Bush	5 Gallon	92
Calliandra eriophylla Fairy Duster	5 Gallon	68
Encelia farinosa Brittlebush	5 Gallon	68
Salvia clevelandia Cleveland Sage	1 Gallon	90
Melampodium leucanthum Angelita's Daisy	1 Gallon	61
Oenothera berlandieri Mexican Evening Primrose	1 Gallon	51
Penstemon pseudospectabilis Arizona Penstemon	1 Gallon	33
Penstemon parryi Parry's Penstemon	1 Gallon	49

CACTI	SIZE	QTY
Fourquieria splendens Octotillo	5 Gallon	3
Agave desmettiana 'Variegata' Variegated Smooth Agave	5 Gallon	24

GROUND COVER/ HARDSCAPE MATERIAL
Decomposed Granite - 1/2" Screened - Apache Gold or approved equal. 3" in planting areas as noted.

EXISTING LANDSCAPE - A	QTY
(Cp) Caesalpinia pulcherrima - Bird of Paradise	3
(Lm) Lantana montevidensis 'Yellow' - Trailing Lantana	4
(Mp) Myoporum parvifolium - Creeping Myoporum	9

EXISTING LANDSCAPE - B	QTY
(Bs) Bouganvillea spectabilis - Bouganvillea	18
(Lm) Lantana montevidensis 'Yellow' - Trailing Lantana	9
(Mp) Myoporum parvifolium - Creeping Myoporum	10


EXISTING LANDSCAPE - C	QTY
(Bs) Bouganvillea spectabilis - Bouganvillea	1
(Cp) Caesalpinia pulcherrima - Bird of Paradise	5
(L) Leucophyllum laevigatum - Texas Ranger	7
(Mr) Muhlenberia rigens - Deer Grass	4
(Mp) Myoporum parvifolium - Creeping Myoporum	3

Landscape Calculations

41 New Trees Total	562 Shrub Total
25% Min. Required to be 36" Box Trees or greater = 10 Provided on Plan = 24	50% Min. Required to be 5 gal or greater = 281 Provided on Plan = 284
50% Min. Required to be 24" Box Trees or greater = 21 Provided on Plan = 41	


GENERAL LANDSCAPE NOTES:

- The Landscape Architect, or his representative, reserve the right to refuse any plant materials he deems unacceptable. (See specifications)
- For clarification of discrepancies between the drawings and the site, it should be brought to the attention of the Landscape Architect prior to beginning work.
- The Landscape Architect is to approve any and all substitutions.
- Plant list provided for contractor's convenience only. Plans take precedence.
- Double stake all 15 gallon and 24" box trees as required.
- Exposed soil in planters shall be raked and free from rocks, roots, weeds, etc.
- Finished grade in ground cover and granite areas shall be 1" below adjacent header board, paving, curbing, etc.
- Plants shall be quality material having a growth habit that is normal for the species and be sound, vigorous, healthy, and free from insects and injury.
- Ground cover and/or decomposed granite shall extend under shrubs unless noted.
- After all work is completed, the contractor shall remove all materials not incorporated in the Scope of Work from the job site.
- Grading shall include all excavation, settlement, handling, import, distribution, transportation, and disposal necessary to bring ground to finish grade as shown on the civil and landscape plans.
- All earthwork is to be done so that all water drains away from all structures.
- All underground conduits and utilities are to be located before digging.
- All plant material to be guaranteed for a period of eighteen (18) months after final acceptance.
- Landscape Contractor is responsible for final grading on all landscaped areas.
- Backfill planting soil for all native species, cacti and succulents to be existing native soil. A planting mix of 1/3 mulch, 2/3 native soil mixed thoroughly is to be used as plant backfill for non-native or exotic species.
- In the event of major discrepancies between the plans and field conditions, contractor shall notify the Landscape Architect immediately. Allow a minimum of forty-eight (48) hours between notification of Landscape Architect and proceeding with construction of irrigation system.
- All finished granite areas are to be 1" below all sidewalks and curbs.
- Test drainage of plant beds and pits by filling with water. Conditions permitting the retention of water in locations for more than twenty-four (24) hours shall be brought to the attention of the LA prior to any planting.
- Contractor is responsible for providing sleeves to all landscape areas regardless whether they are shown on plans or not. Refer to sleeving schedule for size and quantity. If doubt or discrepancy exists request clarification from LA in writing.
- Refer to Specifications for Plants that are considered to be Invasive and should NOT be utilized on this project.



JOHNSON SMITHTHIPONG & ROSAMOND ASSOCIATES, INC.
5210 E Williams Cir • Ste 600 • Tucson, AZ 85711
(520) 547-7904 • www.jsrarchinc.com

Consultants:



JSR Design Studios
8444 S. Stephanie Lane
Tempe, AZ 85284
Office: 480-447-3332
www.jsrdesignstudios.com



NATIVE HEALTH
BUSINESS CENTER
777 WEST SOUTHERN AVENUE
MESA, ARIZONA 85210

No.	Date	Description

Issue Date: 02/26/24
Project No: 22-110
Scale: 1" = 30'-0"
Drawn By: JBT
Checked By: JSR

FINAL CD

Sheet Title:

LANDSCAPE PLAN

Sheet Number:
L101

SHEET KEY
L101 LANDSCAPE PLAN
L201 IRRIGATION PLAN
L301 DETAILS
L302 DETAILS
L303 DETAILS