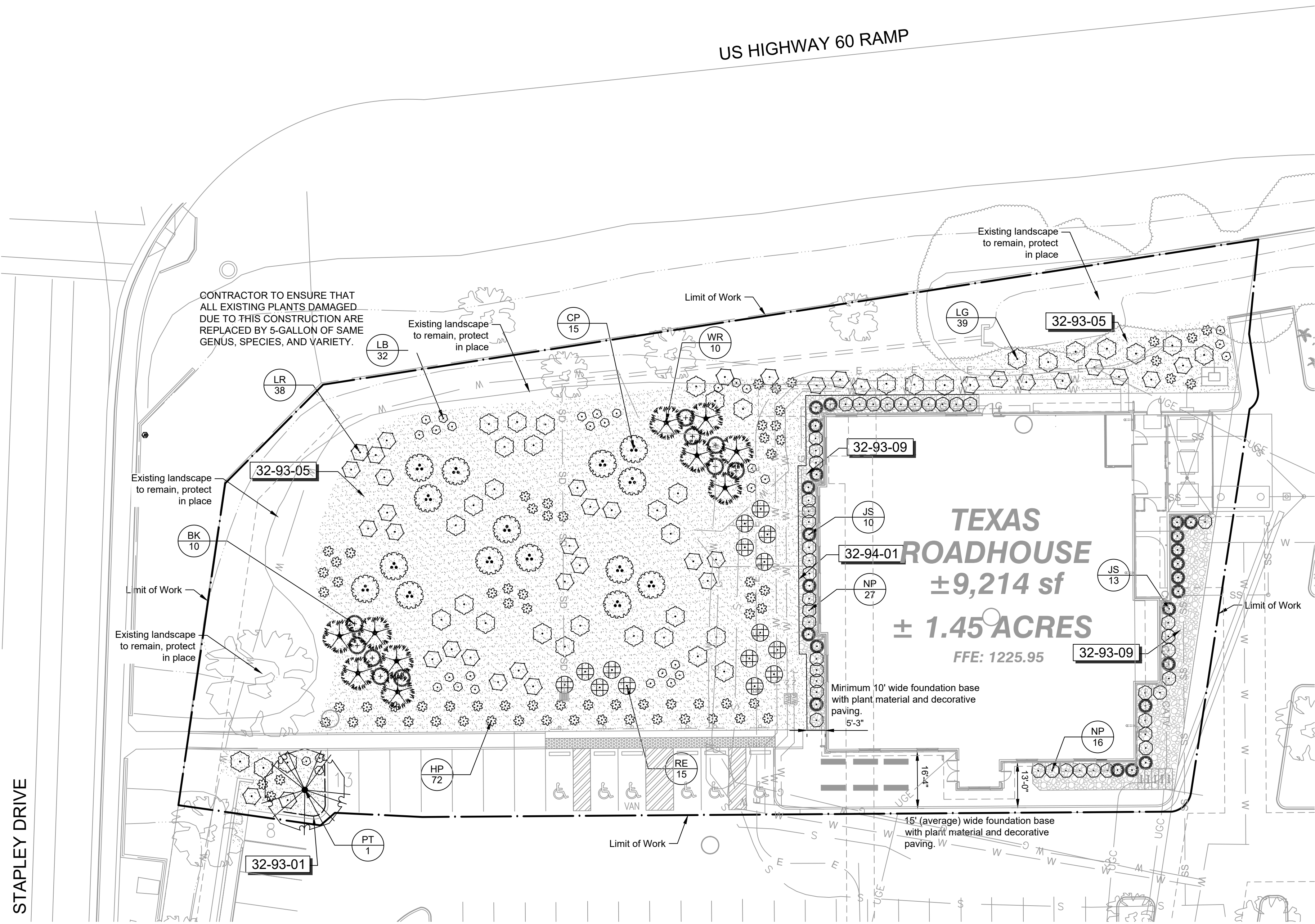
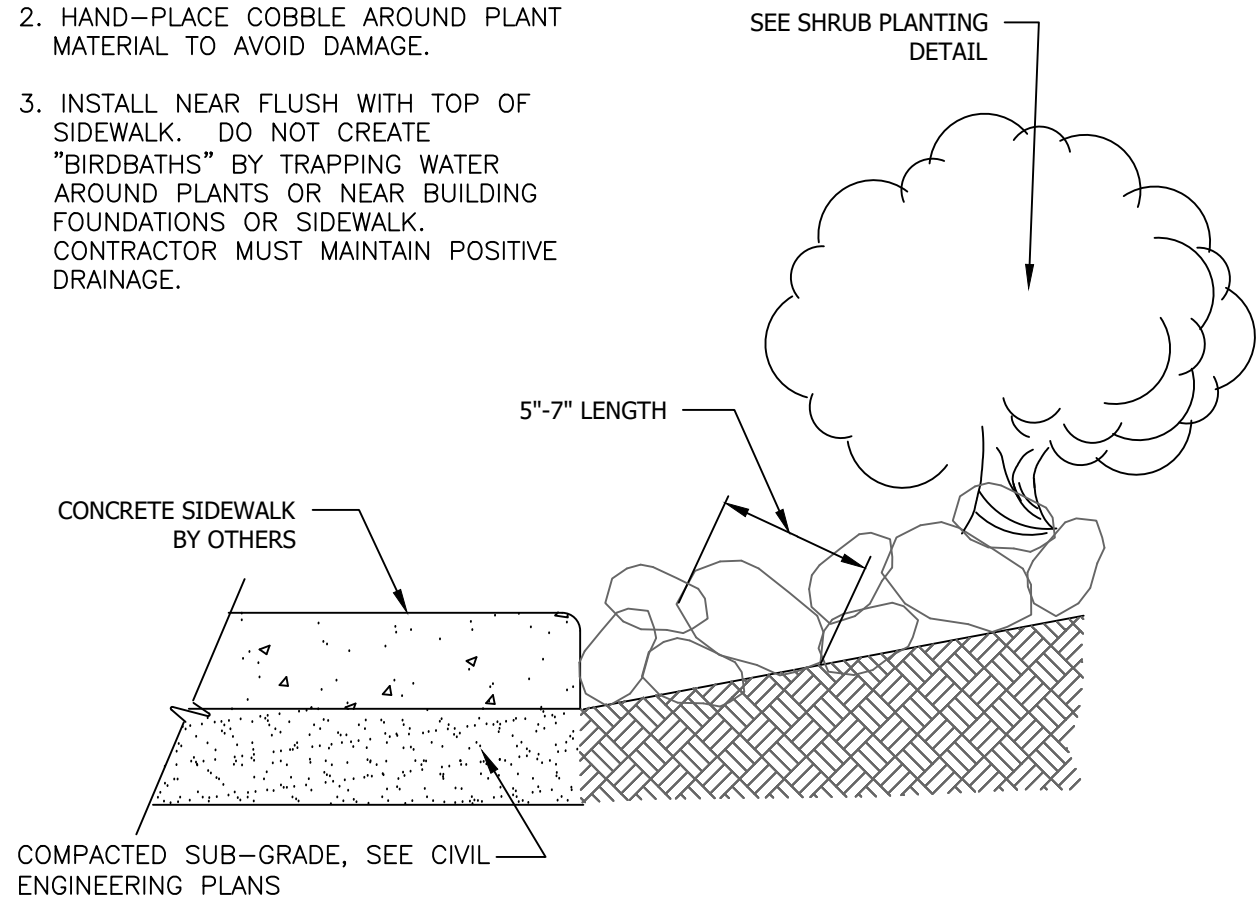


\\mach\home\Desktop\Wood Architecture\2121039_VA-Texas Roadhouse-1605 S Stapley Drive, Mesa, AZ (GF)\Land\CD\SCD_04121039_VA.p1 and p2, alt: dwg30.06.2022 by Kurt Koether



1. INSTALL 5"-7" LENGTH RIVER ROCK COBBLE, ON Mirofl "MSCAPE" WEED BARRIER, CONFIRM EXACT TYPE WITH OWNER PRIOR TO BID.
2. HAND-PLACE COBBLE AROUND PLANT MATERIAL TO AVOID DAMAGE.
3. INSTALL NEAR FLUSH WITH TOP OF SIDEWALK. DO NOT CREATE "BIRDBATHS" BY TRAPPING WATER AROUND PLANTS OR NEAR BUILDING FOUNDATIONS OR SIDEWALK. CONTRACTOR MUST MAINTAIN POSITIVE DRAINAGE.



1 5"-7" LENGTH RIVER ROCK COBBLE DETAIL
1 1/2" = 1'-0"

DETAIL-FILE

Plant Legend

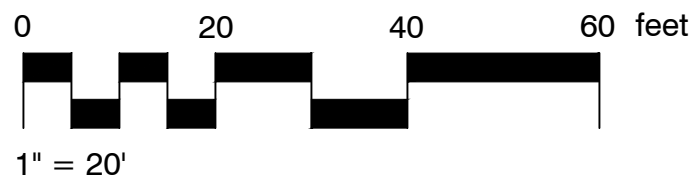
TREES	CODE	BOTANICAL NAME	COMMON NAME	SIZE	TYPE	USE	STYLE	QTY
	PT	Prosopis chilensis 'Thornless'	Thornless Chilean Mesquite	24"box	Deciduous	Parking Lot Tree	Standard	1
	WR	Washingtonia robusta	Mexican Fan Palm	20' BTH				10
SHRUBS	CODE	BOTANICAL NAME	COMMON NAME	SIZE	TYPE	WUCOLS		
	BK	Bougainvillea x 'Barbara Karst'	Barbara Karst Bougainvillea	5 gal	Evergreen			10
	CP	Caesalpinia pulcherrima	Red Bird Of Paradise	5 gal	Deciduous			15
	HP	Hesperaloe parviflora	Red Yucca	5 gal	Evergreen			72
	JS	Juniperus chinensis 'Spartan'	Spartan Juniper	7' min. ht.	Evergreen			23
	LG	Leucophyllum frutescens 'Green Cloud' TM	Green Cloud Texas Ranger	5 gal	Evergreen			39
	LR	Leucophyllum langmaniae 'Rio Bravo' TM	Rio Bravo Langman's Sage	5 gal	Evergreen			38
	LB	Leucophyllum zygophyllum 'Blue Ranger'	Cimieron	5 gal	Evergreen			32
	NP	Nerium oleander 'Petite Pink'	Petite Pink Oleander	36" min. ht.	Evergreen			43
	RE	Russelia equisetiformis	Firecracker Plant	5 gal	Evergreen			15

Groundcover Legend

SYMBOL	PLANTING DESCRIPTION	QTY
32-93-01	18" linear root barriers shall be installed within eight feet (8') of any pavement. Linear root barriers shall be by Deep Root model number 18-2. Install per manufacturer's specifications and recommendations. See planting detail.	26 lf
32-93-05	3" thick layer of 1/2" minus screened decomposed granite. Color: Madison Gold. Contractor shall provide a sample to the Owner/Owner's Representative prior to ordering. See specifications for further information.	15,240 sf
32-93-09	Install river rock mulch 5"-7" length on weed barrier in plant bed adjacent to building foundation and where indicated on plan. River rock mulch to be installed flush with top of sidewalk. See detail.	1,874 sf
SYMBOL	PLANTING ACCESSORIES DESCRIPTION	QTY
32-94-01	Permaloc aluminum landscape edging. 1/8" x 4" ProSlide; color- black. Install per manufacturer's specifications and recommendations. See planting detail.	151 lf

Notes:

- 1- Graphic symbols take precedence over written quantities. Contractor to verify total quantities.
- 2- Plant quality shall be as prescribed in the details and specifications. Any plant not meeting such requirement shall be removed from the site and replaced at no cost to the Owner or Landscape Architect.
- 3- All quantities and amounts shown on the plans are best estimates for the benefit of the Contractor. In field conditions may vary compared to what is shown on the plans. Therefore, it is the Contractor's responsibility to verify all lengths, square footages, and amounts prior to bidding the project.



NOT FOR CONSTRUCTION

Planting Plan

Date: 6.30.2022
Scale: 1" = 20'
Project: 21039_WA



L-6

Sheet 7 of 14



1512 W. Mineral King Ave.
Visalia, Ca 93291
559. 786. 9600 (c)
559. 636. 3277 (f)
www.iwoodarchitecture.com



Texas Roadhouse
Mesa, AZ