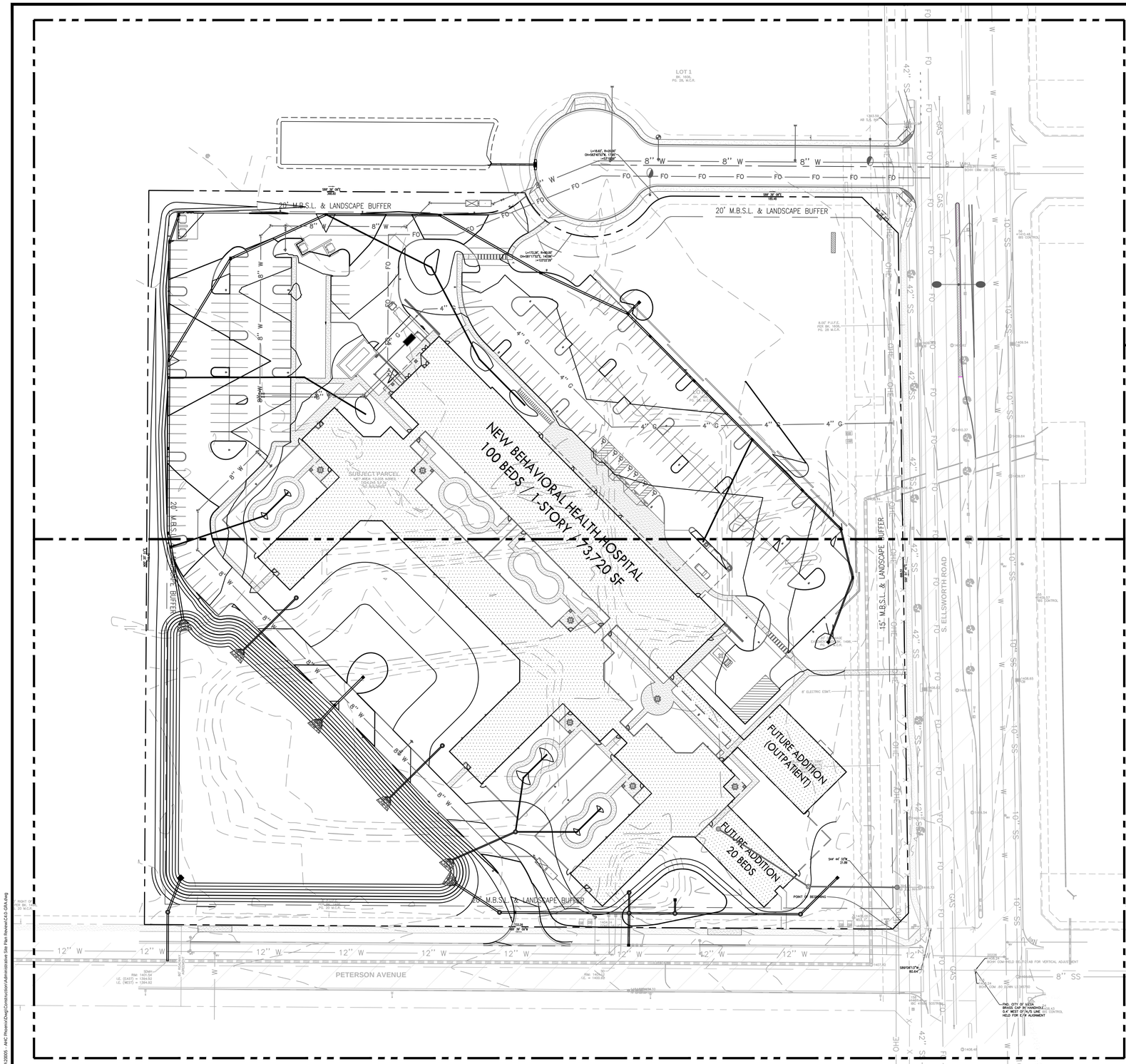

REFER TO SHEET C6.1 FOR DETAILED INFORMATION IN THIS AREA.

REFER TO SHEET C6.2 FOR DETAILED INFORMATION IN THIS AREA.

GRADING & DRAINAGE PLAN KEYNOTES

CODE	DESCRIPTION	DETAIL LOCATION
G1	SINGLE CURB INLET	-
G2	SINGLE CATCH BASIN	-
G3	JUNCTION BOX	-
G4	CLEANOUT	-
G5	12" NYLOPLAST	-
G6	CONCRETE HEADWALL	-
G7	POND OUTLET STRUCTURE	-
G8	RIP RAP OUTLET PROTECTION	-

NOTES:
1. REFER TO SHEET C2.0 FOR NOTES.
2. SEE SHEET C4.3 FOR PIPE AND STRUCTURE TABLES.

PROPOSED GRADING & DRAINAGE LEGEND

- 55 — PROPOSED CONTOUR
- + 55.10 — PROPOSED SPOT ELEVATION
- A1 — STORM STRUCTURE LABEL
- ST — STORM PIPE
- SINGLE CURB INLET
- SINGLE CATCH BASIN
- JUNCTION BOX

0 10 20 30 40 50 100
GRAPHIC SCALE

N

CRUNK ENGINEERING LLC
7112 CROSSROADS BOULEVARD
SUITE 201
BRENTWOOD, TN 37027
(615) 873-1795
WWW.CRUNKENG.COM

CRUNK ENGINEERING

Registered Professional Engineer
CERTIFICATE NO. 59749
WILLIAM CRUNK
Date Signed 6/27/22
ARIZONA, U.S.A.

AHC BEHAVIORAL HEALTH HOSPITAL

MESA, MARICOPA COUNTY, ARIZONA

REVISIONS	
No.	DATE

06/27/22 20005

C4.0

OVERALL GRADING & DRAINAGE PLAN

Drawing Path: P:\Projects\2020\20005 - AHC Phoenix\Dwg\Construction\Administrative Site Plan Review\C4.0-GRA.dwg

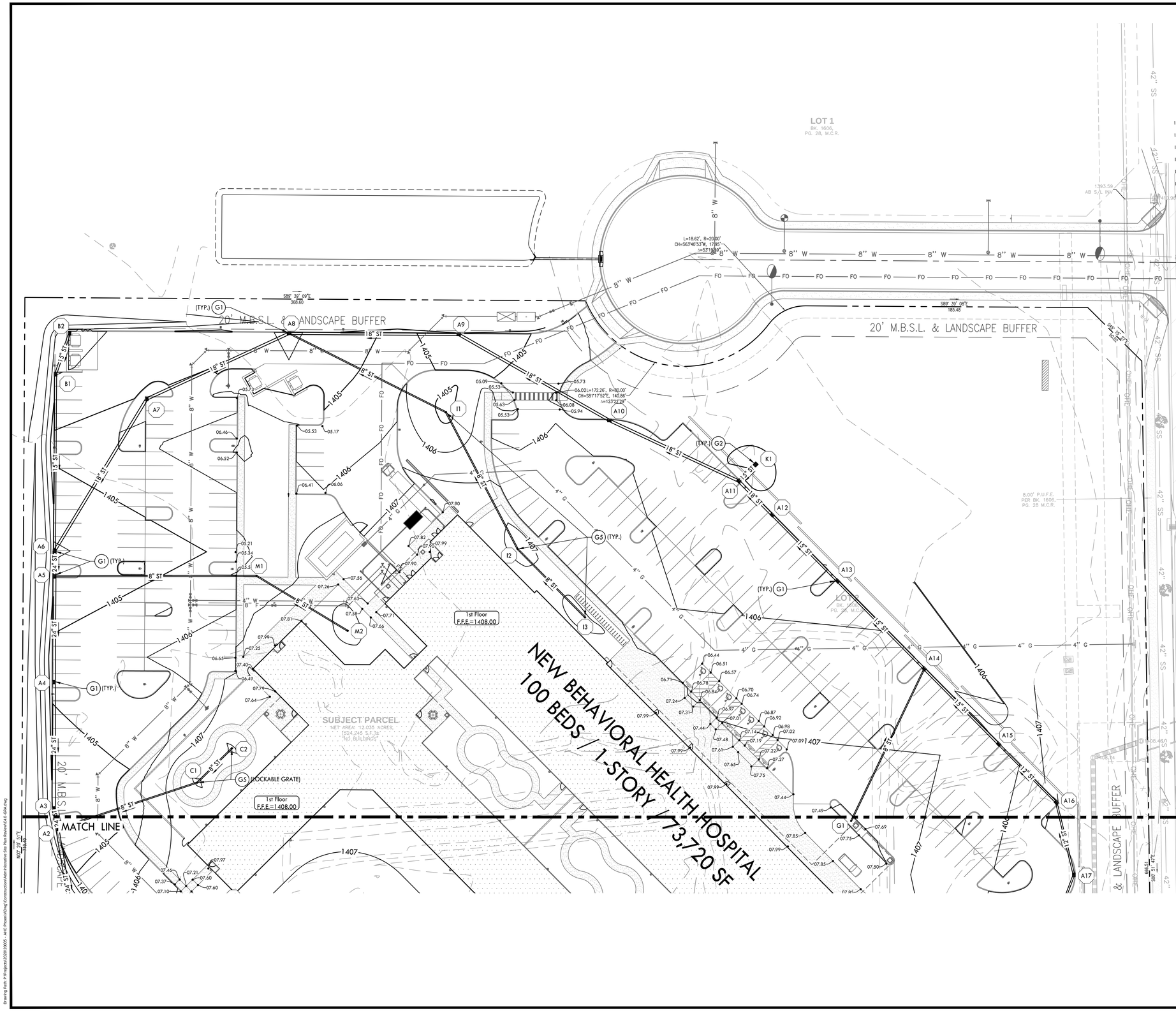

GRADING & DRAINAGE PLAN KEYNOTES

CODE	DESCRIPTION	DETAIL LOCATION
G1	SINGLE CURB INLET	-
G2	SINGLE CATCH BASIN	-
G3	JUNCTION BOX	-
G4	CLEANOUT	-
G5	12" NYLOPLAST	-
G6	CONCRETE HEADWALL	-
G7	POND OUTLET STRUCTURE	-
G8	RIP RAP OUTLET PROTECTION	-

NOTES:
1. REFER TO SHEET C2.0 FOR NOTES.
2. SEE SHEET C4.3 FOR PIPE AND STRUCTURE TABLES.

PROPOSED GRADING & DRAINAGE LEGEND

- 55 — PROPOSED CONTOUR
- + 55.10 — PROPOSED SPOT ELEVATION
- A1 — STORM STRUCTURE LABEL
- ST — STORM PIPE
- SINGLE CURB INLET
- SINGLE CATCH BASIN
- JUNCTION BOX

CRUNK ENGINEERING LLC
7112 CROSSROADS BOULEVARD
SUITE 201
BRENTWOOD, TN 37027
(615) 873-1795
WWW.CRUNKENG.COM

Registered Professional Engineer
CERTIFICATE NO. 59749
WILLIAM R. CRUNK
Date Signed 6/27/22
ARIZONA, U.S.A.

AHC BEHAVIORAL HEALTH HOSPITAL

MESA, MARICOPA COUNTY, ARIZONA

REVISIONS	
No.	DATE

06/27/22 20005

C4.1

GRADING & DRAINAGE PLAN

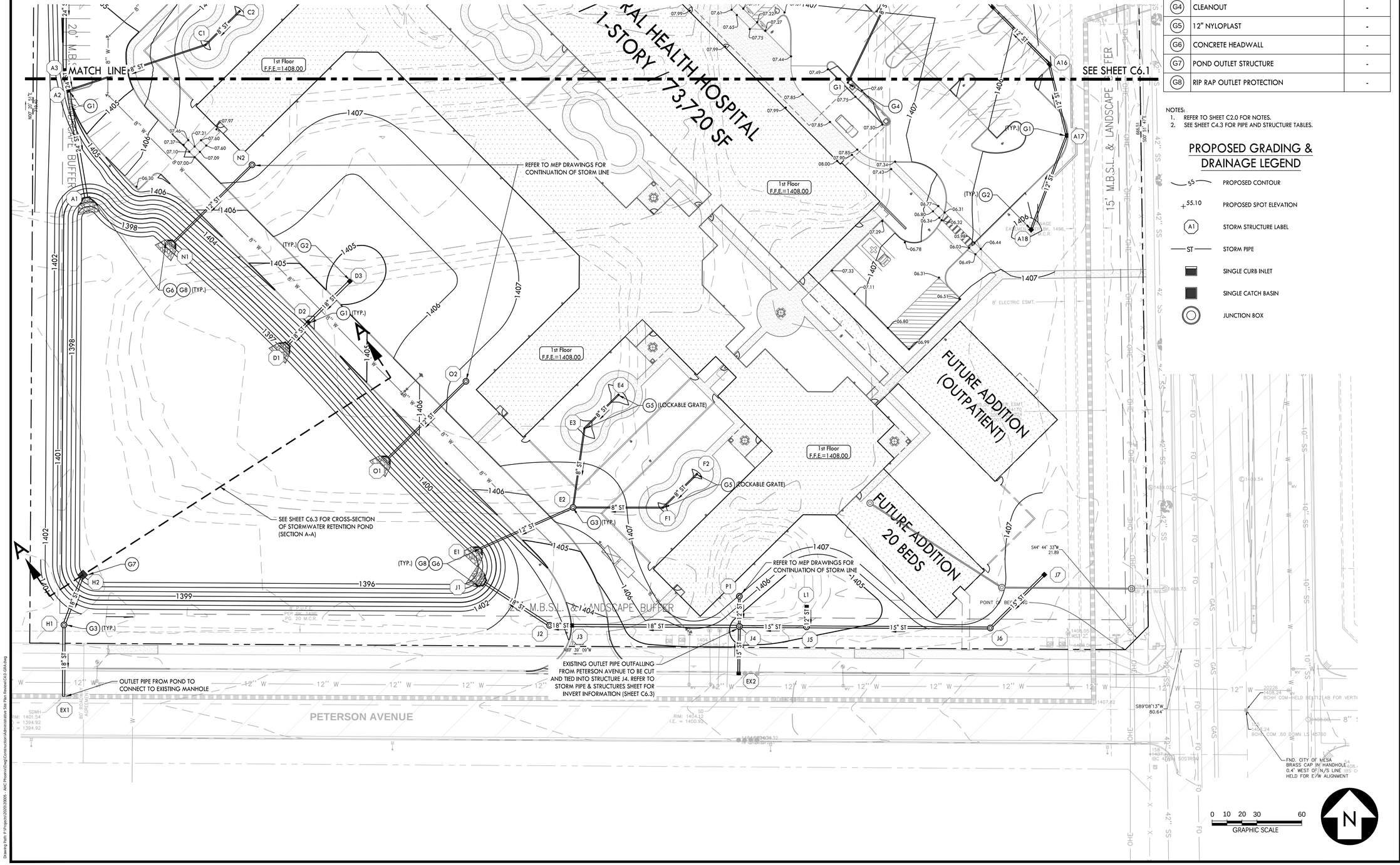

GRADING & DRAINAGE PLAN KEYNOTES

CODE	DESCRIPTION	DETAIL LOCATION
G1	SINGLE CURB INLET	-
G2	SINGLE CATCH BASIN	-
G3	JUNCTION BOX	-
G4	CLEANOUT	-
G5	12" NYLOPLAST	-
G6	CONCRETE HEADWALL	-
G7	POND OUTLET STRUCTURE	-
G8	RIP RAP OUTLET PROTECTION	-

NOTES:
1. REFER TO SHEET C2.0 FOR NOTES.
2. SEE SHEET C4.3 FOR PIPE AND STRUCTURE TABLES.

PROPOSED GRADING & DRAINAGE LEGEND

- 55 — PROPOSED CONTOUR
- +55.10 — PROPOSED SPOT ELEVATION
- A1 — STORM STRUCTURE LABEL
- ST — STORM PIPE
- SINGLE CURB INLET
- SINGLE CATCH BASIN
- JUNCTION BOX

CRUNK ENGINEERING LLC
7112 CROSSROADS BOULEVARD
SUITE 201
BRENTWOOD, TN 37027
(615) 873-1795
WWW.CRUNKENG.COM

Registered Professional Engineer
CERTIFICATE No. 59749
WILLIAM CRUNK
Date Signed 6/27/22
ARIZONA, U.S.A.

AHC BEHAVIORAL HEALTH HOSPITAL

MESA, MARICOPA COUNTY, ARIZONA

REVISIONS	
No.	DATE

06/27/22 20005

C4.2

GRADING & DRAINAGE PLAN

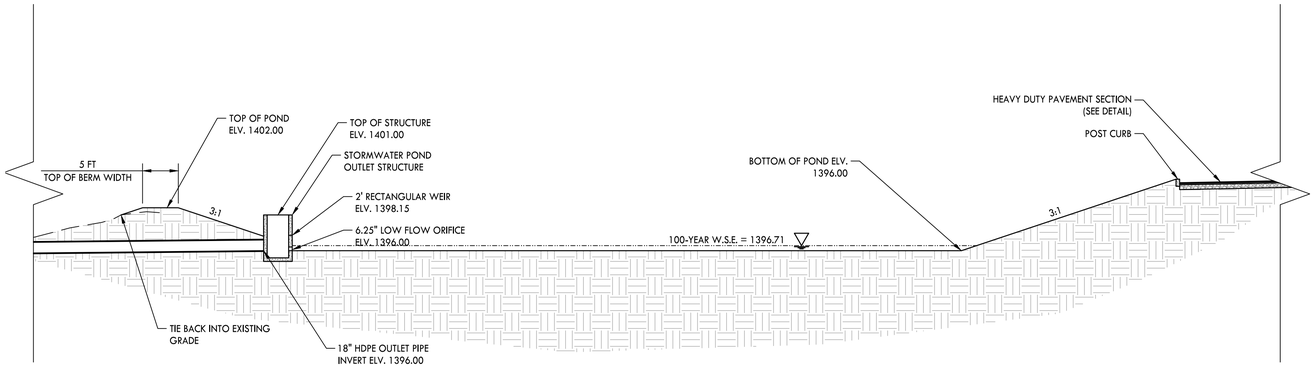

STORMWATER RETENTION POND CROSS-SECTION A-A

(NOT TO SCALE)

STORM STRUCTURE TABLE

ID	RIM	INVERT	TYPE
A1	1399.00	1396.00	CONCRETE HEADWALL
A2	1404.60	1396.40	SINGLE CURB INLET
A3	1404.32	1396.55	SINGLE CURB INLET
A4	1405.15	1396.95	SINGLE CURB INLET
A5	1404.66	1397.30	SINGLE CURB INLET
A6	1403.88	1397.44	SINGLE CURB INLET
A7	1405.10	1398.30	SINGLE CURB INLET
A8	1403.83	1398.90	SINGLE CURB INLET
A9	1404.47	1399.50	SINGLE CURB INLET
A10	1405.60	1400.10	SINGLE CURB INLET
A11	1405.28	1400.65	SINGLE CURB INLET
A12	1405.12	1400.90	SINGLE CURB INLET
A13	1405.62	1401.30	SINGLE CURB INLET
A14	1406.28	1401.70	SINGLE CURB INLET
A15	1406.32	1402.10	SINGLE CURB INLET
A16	1405.44	1402.50	SINGLE CURB INLET
A17	1405.11	1402.80	SINGLE CURB INLET
A18	1405.72	1403.10	SINGLE CATCH BASIN
B1	1403.99	1398.50	SINGLE CURB INLET
B2	1403.74	1399.00	SINGLE CURB INLET
C1	1406.95	1399.00	12" NYLOPLAST (LOCKABLE GRATE)
C2	1406.95	1399.96	12" NYLOPLAST (LOCKABLE GRATE)
D1	1398.54	1396.00	CONCRETE HEADWALL
D2	1403.89	1397.40	SINGLE CURB INLET
D3	1404.56	1398.50	SINGLE CATCH BASIN
E1	1398.63	1397.00	CONCRETE HEADWALL
E2	1406.30	1398.00	JUNCTION MANHOLE
E3	1406.90	1399.00	12" NYLOPLAST (LOCKABLE GRATE)
E4	1406.90	1400.00	12" NYLOPLAST (LOCKABLE GRATE)
EX1	1401.47	1395.02	JUNCTION MANHOLE (EXISTING)
EX2	1404.23	1400.92	SINGLE CURB INLET
F1	1406.95	1399.00	12" NYLOPLAST (LOCKABLE GRATE)
F2	1406.95	1400.00	12" NYLOPLAST (LOCKABLE GRATE)
G1	1408.13	1403.00	STORM CLEANOUT
H1	1402.17	1395.50	JUNCTION MANHOLE
H2	1401.00	1395.79	OUTLET STRUCTURE
I1	1404.65	1400.30	12" NYLOPLAST
I2	1406.63	1402.00	12" NYLOPLAST
I3	1406.87	1403.00	12" NYLOPLAST
J1	1398.56	1396.00	CONCRETE HEADWALL
J2	1403.76	1396.60	JUNCTION MANHOLE
J3	1403.67	1396.85	SINGLE CURB INLET
J4	1404.91	1398.00	JUNCTION MANHOLE
J5	1404.66	1398.65	JUNCTION MANHOLE
J6	1406.72	1400.00	JUNCTION MANHOLE
J7	1406.09	1401.00	SINGLE CATCH BASIN
K1	1404.50	1401.00	SINGLE CATCH BASIN
L1	1404.00	1399.00	SINGLE CATCH BASIN
M1	1406.33	1401.00	STORM CLEANOUT
M2	1406.64	1403.60	12" NYLOPLAST
N1	1398.00	1396.00	CONCRETE HEADWALL
N2	1407.22	1402.90	JUNCTION MANHOLE
O1	1398.00	1396.00	CONCRETE HEADWALL
O2	1407.25	1402.90	JUNCTION MANHOLE
P1	1406.89	1399.00	JUNCTION MANHOLE

STORM PIPE TABLE

INLET	INVERT	OUTLET	INVERT	LENGTH (FT)	SLOPE (%)	SHAPE	DIAMETER (IN)	MATERIAL
A2	1396.40	A1	1396.00	73	0.55%	CIRCULAR	24	HDPE
A3	1396.55	A2	1396.50	14	0.37%	CIRCULAR	24	HDPE
A4	1396.95	A3	1396.65	83	0.36%	CIRCULAR	24	HDPE
A5	1397.30	A4	1397.05	69	0.36%	CIRCULAR	24	HDPE
A6	1397.50	A5	1397.40	17	0.60%	CIRCULAR	24	HDPE
A7	1398.30	A6	1397.60	117	0.60%	CIRCULAR	18	HDPE
A8	1398.90	A7	1398.40	103	0.49%	CIRCULAR	18	HDPE
A9	1399.50	A8	1399.00	111	0.45%	CIRCULAR	18	HDPE
A10	1400.10	A9	1399.60	114	0.44%	CIRCULAR	18	HDPE
A11	1400.65	A10	1400.20	94	0.48%	CIRCULAR	18	HDPE
A12	1400.90	A11	1400.75	31	0.48%	CIRCULAR	18	HDPE
A13	1401.30	A12	1401.00	61	0.49%	CIRCULAR	15	HDPE
A14	1401.70	A13	1401.40	81	0.37%	CIRCULAR	15	HDPE
A15	1402.10	A14	1401.80	70	0.43%	CIRCULAR	15	HDPE
A16	1402.50	A15	1402.20	54	0.56%	CIRCULAR	12	HDPE
A17	1402.80	A16	1402.60	49	0.41%	CIRCULAR	12	HDPE
A18	1403.10	A17	1402.90	67	0.30%	CIRCULAR	12	HDPE
B1	1398.50	A6	1397.60	116	0.78%	CIRCULAR	15	HDPE
B2	1399.00	B1	1398.60	29	1.40%	CIRCULAR	15	HDPE
C1	1399.00	A2	1397.30	97	1.76%	CIRCULAR	8	HDPE
C2	1400.00	C1	1399.00	32	3.13%	CIRCULAR	8	HDPE
D2	1397.40	D1	1396.00	20	6.88%	CIRCULAR	18	HDPE
D3	1398.50	D2	1397.50	39	2.56%	CIRCULAR	18	HDPE
E2	1398.00	E1	1397.00	68	1.47%	CIRCULAR	12	HDPE
E3	1399.00	E2	1398.00	54	1.87%	CIRCULAR	8	HDPE
E4	1400.00	E3	1399.00	32	3.12%	CIRCULAR	8	HDPE
EX2	1400.92	J4	1400.58	31	1.07%	CIRCULAR	15	HDPE
F1	1399.00	E2	1398.00	60	1.66%	CIRCULAR	8	HDPE
F2	1400.00	F1	1399.00	32	3.13%	CIRCULAR	8	HDPE
G1	1403.00	A14	1401.80	111	1.08%	CIRCULAR	8	HDPE
H1	1395.50	EX1	1395.02	48	1.00%	CIRCULAR	18	HDPE
H2	1396.00	H1	1395.60	36	1.12%	CIRCULAR	18	HDPE
I1	1400.30	A8	1399.00	115	1.13%	CIRCULAR	8	HDPE
I2	1402.00	I1	1400.30	102	1.67%	CIRCULAR	8	HDPE
I3	1403.00	I2	1402.00	63	1.58%	CIRCULAR	8	HDPE
J2	1396.60	J1	1396.00	52	1.16%	CIRCULAR	18	HDPE
J3	1396.85	J2	1396.70	15	1.00%	CIRCULAR	18	HDPE
J4	1398.00	J3	1396.95	112	0.94%	CIRCULAR	18	HDPE
J5	1398.65	J4	1398.10	45	1.22%	CIRCULAR	15	HDPE
J6	1400.00	J5	1398.75	123	1.02%	CIRCULAR	15	HDPE
J7	1401.00	J6	1400.10	51	1.77%	CIRCULAR	15	HDPE
K1	1401.00	A11	1400.75	16	1.60%	CIRCULAR	15	HDPE
L1	1399.00	J5	1398.75	13	1.88%	CIRCULAR	12	HDPE
M1	1401.00	A5	1397.40	133	2.71%	CIRCULAR	8	HDPE
M2	1403.60	M1	1401.00	70	3.72%	CIRCULAR	8	HDPE
N2	1402.90	N1	1396.00	73	9.39%	CIRCULAR	12	HDPE
O2	1402.90	O1	1396.00	73	9.45%	CIRCULAR	12	HDPE
P1	1399.00	J4	1398.10	20	4.45%	CIRCULAR	12	HDPE

CRUNK ENGINEERING LLC
7112 CROSSROADS BOULEVARD
SUITE 201
BRENTWOOD, TN 37027
(615) 873-1795
WWW.CRUNKENG.COM

ENGINEERING CRUNK

Registered Professional Engineer
CERTIFICATE NO. 35749
WILLIAM O. CRUNK
Date Signed 6/27/22
ARIZONA, U.S.A.

AHC BEHAVIORAL HEALTH HOSPITAL

MESA, MARICOPA COUNTY, ARIZONA

REVISIONS	
No.	DATE

06/27/22 20005

C4.3

STORM STRUCTURE & PIPE TABLES

Drawing Path: P:\Projects\20005-20005 - AHC Phoenix\Dwg\Construction\Administrative Site Plan Review\C4.0-GRA.dwg