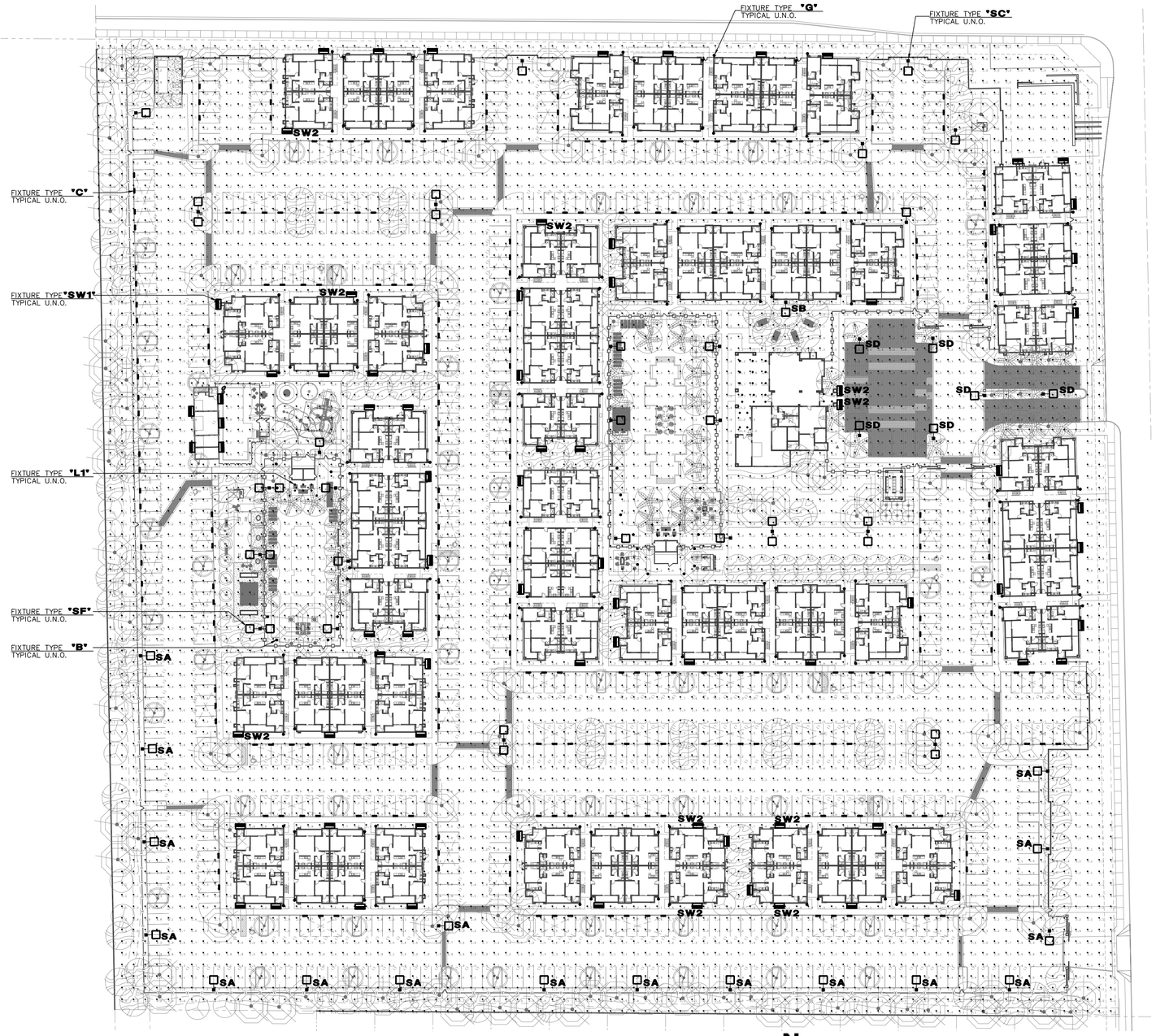

ELECTRICAL SITE PHOTOMETRICS PLAN

SCALE: 1" = 50'-0"

N

Luminaire Schedule									
Qty	Label	Symbol	Manufacturer	Description	MH	LLF	Lumens	Watts	Total Watts
17	B	•	HUBBELL OUTDOOR LIGHTING	FN1-24LU-4K-XX	3'	0.900	1443	40.7	691.9
258	C	▬	COLUMBIA LIGHTING	LXEM4-40LW-RFA-EDU	8'	0.900	4249	33.3	8591.399
35	L1	•	PRESCOLITE	LFR-4RDS-M-15L35K8WD-DM1_LFR-4RDS-T-S	12'	0.900	1524	12.278	429.73
130	G	•	target	CNCW100510L30D2XX	7'	0.900	415	12.1	1573
17	SA	▪□	Hubbell Lighting Inc, dba Beacon Product	VP-S-48L-110-3K7-3	15'	0.900	10984	108	1836
1	SB	▪□	Hubbell Lighting Inc	VP-S-48L-110-3K7-4W	15'	0.900	10544	107.36	107.36
16	SC	▪□	Hubbell Lighting Inc, dba Beacon Product	VP-S-48L-110-3K7-4	15'	0.900	10800	108	1728
6	SD	▪□	Hubbell Lighting Inc, dba Beacon Product	VP-S-48L-110-3K7-5QM	15'	0.900	10997	108	648
9	SF	□▪□	Hubbell Lighting Inc	VP-S-48L-110-3K7-4W	15'	0.900	10544	107.36	1932.48
69	SW1	▬	HUBBELL OUTDOOR LIGHTING	TRP1-12L20-3K7-3	9'	0.900	2049	19.9	1373.1
10	SW2	▬	HUBBELL OUTDOOR	TRP2-24L-30-3K7-4	12'	0.900	3284	27.9	279

Calculation Summary							
Label	CalcType	Units	Avg	Max	Min	Avg/Min	Max/Min
Site_Planar	Illuminance	Fc	2.21	36.6	0.0	N.A.	N.A.

DESIGN CODES
IECC: 2018 NEC: 2017

ELECTRICAL CONTRACTOR SHALL NOTIFY DESIGNER/ENGINEER PRIOR TO ANY DEVIATION FROM THIS SET OF ELECTRICAL DESIGN PLANS. ANY CHANGES TO THE DESIGN, IF APPROVED BY ENGINEER, WILL REQUIRE REVISIONS TO PLANS AND POSSIBLE ADDITIONAL SERVICE FEE.

Project Contact/Designer: ALEX MANJARRES
Project # 21517
HAWKINS DESIGN GROUP INC.
ELECTRICAL CONSULTING ENGINEERS
1140 WEST HAXWELL ROAD
GILBERT, ARIZONA 85233
PH. 480.813.9000 FAX. 480.813.9001
EMAIL: email@hawkinsdg.com

All concepts, designs and data indicated on these drawings are the sole property of the Hawkins Design Group Inc., and shall not be used for any other purpose other than originally intended without written permission of the engineer.

IF DRAWING IS NOT PLOTTED AT 24 X 36 THEY ARE NOT FULL SIZE

CONTRACTOR MUST VERIFY ALL DIMENSIONS AT PROJECT BEFORE PROCEEDING WITH THIS WORK. DRAWINGS, SPECIFICATIONS AND OTHER DOCUMENTS, PREPARED BY THE DESIGN PROFESSIONAL (DP) AND THE DP'S CONSULTANTS ARE INSTRUMENTS OF SERVICE FOR USE SOLELY WITH RESPECT TO THIS PROJECT. THIS INCLUDES DOCUMENTS IN ELECTRONIC FORM. THE DP AND THE DP'S CONSULTANTS SHALL BE DEEMED THE AUTHORS AND OWNERS OF THEIR RESPECTIVE INSTRUMENTS OF SERVICE AND SHALL RETAIN ALL COMMON LAW, STATUTORY AND OTHER RESERVED RIGHTS, INCLUDING COPYRIGHTS. THE INSTRUMENTS OF SERVICE SHALL NOT BE USED BY ANYONE FOR FUTURE ADDITIONS, ALTERNATIONS, COMPLETION OF TO THIS PROJECT OR FOR OTHER PROJECTS, WITHOUT THE PRIOR WRITTEN AGREEMENT OF THE DP. ANY UNAUTHORIZED USE OF THE INSTRUMENTS OF SERVICE SHALL BE AT THE OWNER'S SOLE RISK AND WITHOUT LIABILITY TO THE DP AND THE DP'S CONSULTANTS.

© Copyright BMA Architecture, LLC 2021

Registered Professional Engineer (Electrical)
CERTIFICATE NO. 52649
ARMANDO GARCIA
Date Signed 04/18/2022
ARIZONA, U.S.A.

BMA ARCHITECTURE
2915 e baseline rd. | suite 120 |
gilbert, az 85234 | 480-659-1524

IDM INVEST DEVELOP MANAGE

client:

consultant:

PROPOSED NEW MULTI-FAMILY DEVELOPMENT:
ACERO HAWES CROSSING VILLAGE II
MESA, AZ

ELECTRICAL SITE PHOTOMETRICS PLAN

rev	date - comment
△	
△	
△	
△	
△	
△	

date:	2/3/2022
project no.	2021.13
scale:	
drawn by:	AM
checked by:	AG

drawing number:

E1.15

TYPE: G

AFX

LOCATION		DATE	
PREPARED BY		QUANTITY	
COMMENTS			
CATALOG NUMBER		FIXTURE TYPE	

Concord LED Outdoor Sconce CNCW Series

Features
Modern angular design. Open bottom for wall wash effect. Ideal use in hallways, entrances or anywhere general lighting is needed. Provides lighting in residential, commercial and hospitality applications. Meets ADA requirements. Fixture mounts to standard junction box (not included).

Construction
Back plate is die-formed of 22-gauge steel. Standard mounting holes and hardware are included. Power supply connections must be made inside a junction box (not included).

Finish
All metal parts are powder coated in white or black.

Diffuser
Frosted glass diffuser.

Electrical
This unit is direct wired with a low voltage electronic LED driver. The constant current LED driver is rated for 120-277 VAC input, 0-10V dimmable. Minimum starting temp -20°F.

Lamping
Fixture includes a LED modules capable of producing: 12W, 1000 source lumens. 3000K (CCT). Rated for 50,000 Hrs., 90 CRI.

Certification
All fixtures are cETLus listed for wet locations. ADA

Warranty
Limited warranty: This fixture is free from defects in materials and workmanship for a period of 5 years from date of purchase.

Specifications and dimensions subject to change without notice.

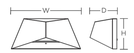

Ordering Information:

White	Black	LED	Source Lumens	CCT	H	W	D
CNCW1005IOL30D2WH	CNCW1005IOL30D2BK	12W	1000	3000K	4-1/2"	10-1/2"	4"

2345 N. Ernie Krueger Circle • Waukegan, IL 60087 • P: 847.249.5970 • F: 847.249.2618 • AFXinc.com

RG/18

TYPE: SW2

HUBBELL Outdoor Lighting

DATE: LOCATION:
TYPE: PROJECT:
CATALOG #:

GEOPAK Series 2

SIZE 2 - TRP2/QSP2/RD2

FEATURES

- Mid sized architectural wallpacks in three stylish shapes
- Capable of replacing up to 400w HID luminaires
- Type I, II, III and IV distributions for a wide variety of applications
- Integral battery backup options
- Control capabilities offer additional energy savings options
- Zero uplight distributions

RELATED PRODUCTS

RD1 GeoPak TRP1 GeoPak QSP1 GeoPak

*5000K and warmer CCTs only

See Certification Specifications

CONTROL TECHNOLOGY

SiteSync

SPECIFICATIONS

CONSTRUCTION
- Die-cast aluminum housing and door
- Seven powder coat standard finishes, plus custom color options

OPTICS
- 24 or 32 high power LEDs deliver up to 10,800 lumens
- Up to 146 lumens per watt
- Different families offer a variety of distribution patterns - Type I, II, III and IV (Forward Throw)
- 3000K - 70 CRI, 4000K - 70 CRI and 5000K - 70 CRI, CCT nominal

INSTALLATION
- Quick-mount adapter with gasket seal provides easy installation to wall or to recessed junction box (4" square junction box). Fixture attaches by two Allen-head hidden fasteners for tamper resistance
- Black box accessory available for surface conduit application

ELECTRICAL
- Optional Dual Drivers & Dual Power Feeds for 50, 70 and 90 watt versions
- 120-277, 347 and 480 voltage, 50/60Hz
- Power factor ≥ 90%
- THD (Total Harmonic Distortion) <20%
- Ambient operating temperature -40°C to 40°C
- 20kA surge protection (series). Automatically takes fixture off-line when device is consumed

ELECTRICAL (CONTINUED)
- Intergral Battery Backup provides emergency lighting for the required 90 minute path of egress
- Includes a long-life Lithium Iron Phosphate battery with optional battery heater for cold temperature application
- Utilizes 4 LEDs in emergency mode with 657 lumens. Each of the 4 LEDs in emergency are designed to function independently in the unlikely event of a single LED malfunction
- Spectron® self-testing/self-diagnostic electronics are included standard
- Independent dedicated driver and LED array for battery/emergency mode operation

CONTROLS
- Drivers are 0-10V dimming standard
- Universal button photocontrol for dusk to dawn energy savings
- Photocell and occupancy sensor options available for complete on/off and dimming control
- In addition, GeoPak Size 2 can be specified with SiteSync® wireless control system for reduction in energy and maintenance cost while optimizing light quality 24/7. See ordering information or visit www.hubbelllighting.com/sitesync for more details

CERTIFICATIONS
- IP65 rated housing
- DesignLights Consortium® (DLC) qualified. Please refer to the DLC website for specific product qualifications at www.designlights.org
- Zero uplight (UO), dark sky, neighbor friendly
- Drivers IP66 and RoHS compliant
- This product qualifies as both (I) a "domestic construction material" per FAR §52.225-9 Buy American-Construction Materials and a "(COTS) item" per FAR §2.101 and (II) a "designated country construction material" per FAR §2.225-11 Buy American-Construction Materials under Trade Agreements effective 06/03/2020. See Buy American Solutions

WARRANTY
- 5 year limited warranty
- See HLI Standard Warranty for additional information

KEY DATA	
Lumen Range	3,200-11,000
Wattage Range	28–87
Efficacy Range (LPW)	112–146
Fixture Projected Life (Hours)	L70>60K
Weights lbs. (kg)	16–18 (7.3–8.2)

© 2020 Hubbell Outdoor Lighting, a division of Hubbell Lighting, Inc. Specifications subject to change without notice.
701 Millennium Blvd • Greenville, SC 29607 / Tel: 864.678.1000 / Website www.hubbelloutdoor.com
HUBBELL Lighting

HUBBELL Outdoor Lighting

DATE: LOCATION:
TYPE: PROJECT:
CATALOG #:

GEOPAK Series 2

SIZE 2 - TRP2/QSP2/RD2

ORDERING GUIDE

CATALOG # _____ Example: TRP2-24L30-3K7-2-UNV-DBT

ORDERING INFORMATION

Series	# LEDs - Wattage	CCT/CRI	Distribution	Voltage	Secondary Mounting
TSP2 Trapezoid	24L-30 24 LEDs, 30 watts	3K7 3000K, 70 CRI	1 TYPE I	UNV 120-277V	BLANK Downlight Only
RD2 Radius	24L-50 24 LEDs, 50 watts	3K8 3000K, 80 CRI	2 TYPE II	120 120V	
QSP2 Qtr-sphere	24L-70 24 LEDs, 70 watts	4K7 4000K, 70 CRI	3 TYPE III	208 208V	
	24L-90 24 LEDs, 90 watts	4K8 4000K, 80 CRI	4 TYPE IV	240 240V	
	32L-70 32 LEDs, 70 watts	5K7 5000K, 70 CRI		277 277V	
	32L-90 32 LEDs, 90 watts			UNV* 347/480V	
				347 347V	
				480 480V	

Color	Control Options Network	Options
BLT Black Matte Textured	PC Button Photocontrol	SF[1] Single fuse & fuse holder
BLS Black Gloss Smooth	SCP[2,3,4] Programmable occupancy sensor, factory default is 10% light output	DF[1] Double fuse & fuse holder
DBT Dark Bronze Matte Textured	SCO[5] Sensor Control, On/Off	E[7,8] Battery pack (0°C)
DBS Dark Brone Gloss Smooth	Spec SCP/SCO & SWPM Mount Height	EH[7,8] Battery pack (-30°C) with heater
GTT Graphite Matte Textured	-8F Up to 8ft mount height	2DR[6] Dual Drivers
LGS Light Grey Gloss Smooth	-20F Up to 20ft mount height	2PR[6,9] Dual power feeds
PSS Platinum Silver Smooth		CS Comfort shield
WHT White Matte Textured		
WHS White Gloss Smooth		
VGT Verde Green Textured		
Color Option		
CC Custom Color		

Notes:
1 7.0 & 90 watt versions only
2 Must specify voltage 220, 277 or 347V only for SWP & SWP, 120 or 277V only for E & EH
3 PCU option not applicable, included in sensor
4 Must order minimum of one remote control to program dimming settings, 0-10V fully adjustable dimming with automatic daylight calibration and different time delay settings
5 Not available with 50w versions
6 Battery option not compatible with 2 power feeds

ACCESSORIES (ORDERED SEPARATELY)

	Catalog Number	Description
☐	SCP-REMOTE*	Remote control for SCP option. Order at least one per
☐	BB-GEO-XX	Black box with 4-1/2" threaded conduit holes, specify finish by replacing "XX" with finish selection, eg. Dark Bronze "DB"
☐	SWUSB**	SiteSync loaded on USB flash drive (Windows based only)
☐	SWTAB**	SiteSync Windows Tablet
☐	SWBRG+	SiteSync Wireless Bridge Node

Notes:
* Must order minimum of one remote control to program dimming settings, 0-10V fully adjustable dimming with automatic daylight calibration and different time delay settings.
** When ordering with SiteSync, one of the following interface options must be chosen an ordered separately. Each option contains the SiteSync License, GUI and Bridge Node.
\+ If needed, an additional Bridge Node can be ordered

© 2020 Hubbell Outdoor Lighting, a division of Hubbell Lighting, Inc. Specifications subject to change without notice.
701 Millennium Blvd • Greenville, SC 29607 / Tel: 864.678.1000 / Website www.hubbelloutdoor.com
HUBBELL Lighting

TYPE: SW1

HUBBELL Outdoor Lighting

DATE: LOCATION:
TYPE: PROJECT:
CATALOG #:

GEOPAK Series 1

SIZE 1 - TRP1/QSP1/RD1

FEATURES

- GeoPak Series consists of three compact Geometric wall-pack shapes in four popular finishes
- "Normally On" emergency luminaire for architectural applications
- 12 high-power LEDs create 3115 lumens in AC and 658 lumens in emergency mode
- Environmentaly friendly, long-life Lithium Iron Phosphate battery
- Standard Temperature Range: 0°C to 40°C, Optional Heater: -30°C to 40°C
- Zero uplight distributions
- Wet Location Listed to UL924

RELATED PRODUCTS

RD2 GeoPak TRP2 GeoPak QSP2 GeoPak

*5000K and warmer CCTs only

SPECIFICATIONS

CONSTRUCTION
- Housing is made from die-cast aluminum with a hinged back-plate for ease of installation and maintenance
- The LED bezel and trim-plate are made of stainless steel
- Five powder coat standard finishes, plus custom color options
- Wet Location Listed to UL924 and UL1598 Standard

OPTICS
- 12 high power LEDs delivering up to 3,000 lumens
- Up to 118 lumens per watt
- Type II, III and IV distributions for a wide variety of applications
- Zero uplight (UO), dark sky, neighbor friendly

INSTALLATION
- Universal plate for mounting to standard 3 1/2" and 4" square electrical boxes. All connections are made from connections at the rear of the unit
- Optional back-box accessory available for surface conduit application. See BB-Geo accessories

ELECTRICAL
- 120-277 operation, 50/60Hz
- 0-10V dimming driver standard
- 10kA surge protector
- Photocell and occupancy sensor options available for complete on/off and dimming control
- Intergral Battery Backup provides emergency lighting for the required 90 minute path of egress
- Includes a long-life Lithium Iron Phosphate battery with optional battery heater for cold temperature application
- Utilizes 4 LEDs in emergency mode with 657 lumens. Each of the 4 LEDs in emergency are designed to function independently in the unlikely event of a single LED malfunction
- Spectron® self-testing/self-diagnostic electronics are included standard
- Independent dedicated driver and LED array for battery/emergency mode operation

CERTIFICATIONS
- DesignLights Consortium® (DLC) qualified. Please refer to the DLC website for specific product qualifications at www.designlights.org
- Drivers IP66 and RoHS compliant
- UL 1598 listed for use in wet locations

WARRANTY
- 5 year limited warranty
- See HLI Standard Warranty for additional information

KEY DATA	
Lumen Range	147I-2942
Wattage Range	13.9–28.2
Efficacy Range (LPW)	95–118
Fixture Projected Life (Hours)	L70>345K
Weights lbs. (kg)	10.5–11.5 (4.8–5.2)

© 2020 Hubbell Outdoor Lighting, a division of Hubbell Lighting, Inc. Specifications subject to change without notice.
701 Millennium Blvd • Greenville, SC 29607 / Tel: 864.678.1000 / Website www.hubbelloutdoor.com
HUBBELL Lighting

HUBBELL Outdoor Lighting

DATE: LOCATION:
TYPE: PROJECT:
CATALOG #:

GEOPAK SERIES 1

SIZE 1 - TRP1/QSP1/RD1

ORDERING GUIDE

CATALOG # _____ Example: TRP2-24L30-3K7-2-UNV-DBT

ORDERING INFORMATION

Series	# LEDs	Wattage	CCT/CRI	Distribution	Voltage
TRP1 Trapezoid	12L 12 LEDs	15 15 watts	3K7 3000K, 70 CRI	2 TYPE II	UNV 120-277V
RD1 Radius		20 20 watts	4K7 4000K, 70 CRI	3 TYPE III	1 120V
QSP1 Qtr-sphere		30 30 watts	5K7 5000K, 70 CRI	4 TYPE IV	2 208V
					3 240V
					4 277V

Color	Control Options Network	Options
BLT Black Matte Textured	PC Button Photocontrol	F* Fusing (only available with STD fixture configuration, 120-277V only)
BLS Black Gloss Smooth	SCP[2,3] Programmable occupancy sensor, factory default is 10% light output	E* Battery pack (0°C)
DBT Dark Bronze Matte Textured	Spec SCP/SCO & SWPM Mount Height	EH[4] Battery pack (-30°C) with heater
DBS Dark Brone Gloss Smooth	-8F Up to 8ft mount height	
GTT Graphite Matte Textured	-20F Up to 20ft mount height	
LGS Light Grey Gloss Smooth		
PSS Platinum Silver Smooth		
WHT White Matte Textured		
WHS White Gloss Smooth		
VGT Verde Green Textured		
Color Option		
CC Custom Color		

Notes:
1 Voltage specific (120 or 277V only)
2 Must order minimum of one remote control to program dimming settings, 0-10V fully adjustable dimming with automatic daylight calibration and different time delay settings, 120-277V only
3 PCU option not applicable, included in sensor
4 Must specify input voltage (120, 208, 240 or 277)

ACCESSORIES (ORDERED SEPARATELY)

	Catalog Number	Description
☐	SCP-REMOTE*	Remote control for SCP option. Order at least one per
☐	BB-GEO-XX	Black box with 4-1/2" threaded conduit holes, specify finish by replacing "XX" with finish selection, eg. Dark Bronze "DB"

Notes:
* Must order minimum of one remote control to program dimming settings, 0-10V fully adjustable dimming with automatic daylight calibration and different time delay settings.

BB-GEO-XX – Mounted to luminaire

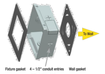

BB-GEO-XX

© 2020 Hubbell Outdoor Lighting, a division of Hubbell Lighting, Inc. Specifications subject to change without notice.
701 Millennium Blvd • Greenville, SC 29607 / Tel: 864.678.1000 / Website www.hubbelloutdoor.com
HUBBELL Lighting

DESIGN CODES
IECC: 2018 NEC: 2017

ELECTRICAL CONTRACTOR SHALL NOTIFY DESIGNER/ENGINEER PRIOR TO ANY DEVIATION FROM THIS SET OF ELECTRICAL DESIGN PLANS. ANY CHANGES TO THE DESIGN, IF APPROVED BY ENGINEER, WILL REQUIRE REVISIONS TO PLANS AND POSSIBLE ADDITIONAL SERVICE FEE.

Project Contact/Designer: ALEX MANJARRES
Project # 21517
HAWKINS DESIGN GROUP INC.
ELECTRICAL CONSULTING ENGINEERS
1140 WEST HARWELL ROAD
GILBERT, ARIZONA 85233
PH. 480.813.9000 FAX. 480.813.9001
EMAIL. email@hawkinsdg.com
All concepts, designs and data indicated on these drawings are the sole property of the Hawkins Design Group Inc., and shall not be used for any other purpose other than originally intended without written permission of the engineer.

IF DRAWING IS NOT PLOTTED AT 24 X 36 THEY ARE NOT FULL SIZE

CONTRACTOR MUST VERIFY ALL DIMENSIONS AT PROJECT BEFORE PROCEEDING WITH THIS WORK. DRAWINGS, SPECIFICATIONS AND OTHER DOCUMENTS, PREPARED BY THE DESIGN PROFESSIONAL (DP) AND THE DP'S CONSULTANTS ARE INSTRUMENTS OF SERVICE FOR USE SOLELY WITH RESPECT TO THIS PROJECT. THIS INCLUDES DOCUMENTS IN ELECTRONIC FORM. THE DP AND THE DP'S CONSULTANTS SHALL BE DEEMED THE AUTHORS AND OWNERS OF THEIR RESPECTIVE INSTRUMENTS OF SERVICE AND SHALL RETAIN ALL COMMON LAW, STATUTORY AND OTHER RESERVED RIGHTS, INCLUDING COPYRIGHTS. THE INSTRUMENTS OF SERVICE SHALL NOT BE USED BY ANYONE FOR FUTURE ADDITIONS, ALTERNATIONS, COMPLETION OF TO THIS PROJECT OR FOR OTHER PROJECTS, WITHOUT THE PRIOR WRITTEN AGREEMENT OF THE DP. ANY UNAUTHORIZED USE OF THE INSTRUMENTS OF SERVICE SHALL BE AT THE OWNER'S SOLE RISK AND WITHOUT LIABILITY TO THE DP AND THE DP'S CONSULTANTS.
© Copyright BMA Architecture, LLC 2021

Registered Professional Engineer (Electrical) CERTIFICATE NO. 52649 ARMANDO GARCIA Date Signed 04/19/22 ARIZONA, U.S.A.

BMA ARCHITECTURE
2915 e baseline rd. | suite 120 |
gilbert, az 85234 | 480-659-1524

IDM INVEST DEVELOP MANAGE

client:

consultant:

PROPOSED NEW MULTI-FAMILY DEVELOPMENT:
ACERO HAWES CROSSING VILLAGE II
MESA, AZ

ELECTRICAL CUT SHEETS

rev	date - comment

date:	2/3/2022
project no.	2021.13
scale:	
drawn by:	AM
checked by:	AG

drawing number:

E1.21

TYPE: SA, SB, SC, SD, SF

BEACON
design . performance . technology

DATE: LOCATION:
TYPE: PROJECT:
CATALOG #:

VIPER S
SMALL VIPER LUMINAIRE

FEATURES
- Small size companion to Viper Large
- Wide choice of different LED wattage configurations
- Nine optical distributions
- Designed to replace HID lighting up to 400W MH or HPS
- Suitable for wet locations

*3000K and warmer CCTs only

See Certification Specifications

CONTROL TECHNOLOGY
NX DISTRIBUTED INTELLIGENCE · wiSCAPE · energent · SiteSync

SPECIFICATIONS

CONSTRUCTION
- Manufactured with die cast aluminum
- Coated with a polyester finish that meets ASTM B117 corrosion test requirements and ASTM D522 cracking and loss of adhesion test requirements
- IFS polyester powder-coat electrostatically applied and thermocured. IFS finish consists of a five stage pretreatment regimen with a polymer primer sealer and top coated with a thermoset super TGIC polyester powder coat finish
- The finish meets the AAMA 2604 performance specification which includes passing a 3,000-hour salt spray test for corrosion resistance and resists cracking or loss of adhesion per ASTM D522 and resists surface impacts of up to 160 inch-pounds
- External hardware is corrosion resistant

OPTICS
- Cartridge is held together with internal brass standoffs soldered to the board so that it can be field replaced as a one-piece optical system
- One-piece silicone gasket ensures a weatherproof seal around each individual optic
- One-piece optical cartridge system consisting of an LED engine, optics, gasket and stainless steel bezel

INSTALLATION
- Mounting options for horizontal arm, vertical tenon or traditional arm mounting available. Mounting hardware included

ELECTRICAL
- Luminaire accepts 100V through 277V, 347V or 480V input 50 Hz to 60 Hz (UNV)

ELECTRICAL (CONTINUED)
- Power factor is ≥ .90 at full load
- Dimming drivers are standard, but CD must be selected in options to obtain external wiring leads for dimming controls
- Component-to-component wiring within the luminaire may carry no more than 80% of rated load and is certified by UL for use at 600VAC or 90°C or higher
- Plug disconnects are certified by UL for use at 600 VAC, 13A or higher. 13A rating applies to primary (AC) side only
- Fixture electrical compartment contains all LED driver components
- Optional 7-pin ANSI C136.41-2013 Twist-Lock® photo control receptacle available. Compatible with ANSI C136.41 external wireless control devices
- Ambient operating temperature -40°C to 25°C
- Surge protection: 20kA
- Lifeshield™ Circuit (see Electrical Data)

CONTROLS
- Available with an optional passive infrared (PIR) motion sensor capable of detecting motion 360° around the luminaire. When no motion is detected for the specified time, the motion response system reduces the wattage to factory preset level, reducing the light level accordingly. When motion is detected by the PIR sensor, the luminaire returns to full wattage and full light output. Please contact Beacon Products if project requirements vary from standard configuration
- Available with Energent for optional set dimming, timed dimming with simple delay, or timed dimming based on time of night

CONTROLS (CONTINUED)
- In addition, Viper can be specified with SiteSync™ wireless control system for reduction in energy and maintenance costs while optimizing light quality 24/7

CERTIFICATIONS
- DLC® (DesignLights Consortium) Qualified. Please refer to the DLC website for specific product qualifications at www.designlights.org
- Certified to UL 1598 and UL 8750
- 3G rated for ANSI C136.31 high vibration applications with MAF mounting
- IDA approved
- This product qualifies as a "designated country construction material" per FAR 52.225-11 Buy American-Construction Materials under Trade Agreements effective 04/23/2020. See Buy American Solutions.

WARRANTY
- 5 year warranty
- See HLI Commercial and Industrial Outdoor Lighting Warranty for additional information

KEY DATA	
Lumen Range	4,045–16,216
Wattage Range	39–136
Efficacy Range (LPW)	100–124
Reported Life (Hours)	L70>60,000
Input Current Range (Amps)	0.1–.11

© 2020 Beacon Products, a division of Hubbell Lighting, Inc. Specifications subject to change without notice.
701 Millennium Boulevard • Greenville, SC 29607 / Tel 864.678.1000 / Website www.beaconproducts.com
HUBBELL Lighting

BEACON

VIPER S
SMALL VIPER LUMINAIRE

DATE: LOCATION:
TYPE: PROJECT:
CATALOG #:

ORDERING GUIDE

Example: VPS–24L–55–4K7–4W–UNV–A–DBT–TL–GEN1–04–BC

CATALOG # _____

VPS							
Series	LED Engine	CCT/CRI[1]	Distribution	Rotation	Voltage		

Series
VPS Viper Small

LED Engine	
24L-39	39W, LED array
24L-55	55W, LED array
36L-65	65W, LED array
36L-80	80W, LED array
48L-110	110W, LED array
60L-136	136W, LED array

CCT/CRI	
3K7	3000K, 70 CRI
4K7	4000K, 70 CRI
5K7	5000K, 70 CRI

Distribution	
FR	Type 1/Front Row
2	Type 2
3	Type 3
4F (formerly 4)	Type 4
4W	Type 4 Wide
5GM	Type 5GM
5R	Type 5R (rectangular)
5W	Type 5W (round wide)
TC	Tennis Court
CR	Corner Right
CL	Corner Left

Rotation	
Blank	No rotation
L	Optic rotation left[2]
R	Optic rotation right[3]

Voltage	
UNV	120–277V
347	347V
480	480V

Mounting	
A	Rectangular Arm (formerly R4) for square or round pole
M&F	Mast Arm Fitter (formerly SF2) for 2-7/8" OD horizontal arm
K	Knuckle (formerly PK2) limit to 30" 18 lbs. OD horizontal arm or vertical tenon
WB	Wall Bracket
AD	Universal Arm for square pole
AD3	Adapter for 2.4"–4.4" round pole
AD4	Adapter for 4.2"–5.2" round pole
AD5	Adapter for 5.0"–5.9" round pole
AD6	Adapter for 6.0"–6.5" round pole

Color	
BLT	Black Matte Textured
BLS	Black Gloss Smooth
DBT	Dark Bronze Matte Textured
DBS	Dark Bronze Gloss Smooth
GTT	Graphite Matte Textured
LGS	Light Grey Gloss Smooth
PSS	Platinum Silver Smooth
WHT	White Matte Textured
WHS	White Gloss Smooth
VGT	Verde Green Textured
Color Option	
CC	Custom Color

Control Options	
NXWE	NX Wireless Enabled (module + radio)
NXSPW_F	Nx Wireless, PIR Occ, Sensor, Daylight Harvesting[1]
NXSP_F	NX, PIR Occ, Sensor, Daylight Harvesting[1]
WIR	Wireless Controls, wiSCAPE
Control Options	
7PR	7-Pin Receptacle only (shorting cap, photo control, or wireless control provided by others)
7PR-SC	7-Pin Receptacle w/Shorting Cap
7PR-TL	7-Pin Receptacle w/TwistLock® photo control
SCPI_F	Programmable Occupancy Sensor w/ daylight control [1,5,6]
GEN-XX	ENERGENT®
SWP	SiteSync Pre-Commission[1,4]
SWPM_F	SiteSync Pre-Commission w/ Sensor[1,5,4]

Options	
BC	Backshield (available for FR, 2, 3, 4, 4W Optics)
CD	Continuous Dimming
F	Fusing
TB	Terminal Block

House Side Shield Accessories	
☐ HSS/VP-S/90-FB/XXX	90° shield front or back
☐ HSS/VP-S/90-LR/XXX	90° shield left or right
☐ HSS/VP-S/270-FB/XXX	270° shield front or back
☐ HSS/VP-S/270-LR/XXX	270° shield left or right
☐ HSS/VP-S/360/XXX	Full shield

Replace XXX with notation for desired finish color. Refer to page 8 for shield images.

Mounting Accessories	
☐ VPL-AD-RPA3	2.4"–4.1" Round Pole Adapter for AD arm
☐ VPL-AD-RPA4	4.2"–5.3" Round Pole Adapter for AD arm
☐ VPL-AD-RPA5	5.1"–5.9" Round Pole Adapter for AD arm
☐ VPL-AD-RPA6	6.0"–6.5" Round Pole Adapter for AD arm

Notes:
1 Not available with other wireless control or sensor options
2 Specify mounting height, 8 = 8' or less, 40 = 14' to 30'
3 Specify routine setting code (example: GEN4-04). See ENERGENt brochure and instructions for setting table and options. Not available with sensor or SiteSync options
4 Specify group and zone at time of order. See www.hubbellbuildingautomation.com for SiteSync™ Pro software. Requires SiteSync License, USA and Bridge Node. Each option contains SiteSync License, GUI, and Bridge Node
5 Only available with FR, 2, 3, 4, 4W and 5R distributions
6 Specify mounting height, 8=8', 30=30'

Accessories and Services (Ordered Separately)	
☐ SCP-REMOTE	Remote Control for SCPI_F option. Order at least one per project to program and control the occupancy sensor
☐ SWUSB*	SiteSync interface software loaded on USB flash drive for use with owner supplied PC (Windows based only). Includes SiteSync license, software and USB radio bridge node
☐ SWTAB*	Windows tablet and SiteSync interface software. Includes tablet with preloaded software, SiteSync license and USB radio bridge node
☐ SWBRG	SiteSync USB radio bridge node only. Order if a replacement is required or if an extra bridge node is requested
☐ SW7PR+	SiteSync 7-Pin on fixture module On/Off/Dim, Daylight Sensor 120–480VAC
☐ BIRD-SPIKE-3	Bird Spikes

Hubbell Control Solutions — Accessories (Sold Separately)	
NX Distributed Intelligence™	
☐ NXDIFM-1RID-UNV	On-fixture Module (1-pin), On / Off / Dim, Daylight Sensor with HUBBNET Radio and Bluetooth® Radio, 120–480VAC
wiSCAPE® Lighting Control	
☐ WIR-RME-L	On-fixture Module (7-pin or 5-pin), On / Off / Dim, Daylight Sensor with wiSCAPE Radio, 110–480VAC

For additional information related to these accessories please visit www.hubbellcontrolsolutions.com. Options provided for use with Hubbell Control Solutions please view specification sheet ordering information table for details.

© 2020 Beacon Products, a division of Hubbell Lighting, Inc. Specifications subject to change without notice.
701 Millennium Boulevard • Greenville, SC 29607 / Tel 864.678.1000 / Website www.beaconproducts.com
HUBBELL Lighting

TYPE: C

Columbia LIGHTING

DATE: LOCATION:
TYPE: PROJECT:
CATALOG #:

LXEM
ENCLOSED AND GASKETED FIBERGLASS EXTREME ENVIRONMENT

FEATURES
- Available in 2', 4', or 8' lengths
- IP65, IP67 and IP66 all models with standard polyacetal (POM) latches
- NEMA 4X housing
- Fiberglass housing with F1 weatherability rating, standard
- IK10 rated when ordered with polycarbonate lens
- Impact modified acrylic lens equivalent to 100% DR
- UL Sanitation Certified per NSF Standards
- Includes stainless steel surface mounting brackets
- -20°C up to +50°C ambient operation; see table provided for details

Built to UL 924 Standards

See Certification Specifications

RELATED PRODUCTS
LXEN · LXEP · LXEW

SPECIFICATIONS

CONSTRUCTION
- Housing is formed from UL 94V-A fiberglass
- F1 weatherability rating, suitable for indoor or outdoor use with respect to exposure to UV light
- Pour-in-place non-porous gasketing assures seal
- LED affixed to removable heat sinked gear tray
- 14 Latches per 8', 8 per 4', 6 per 2'
- Latches are provided tamper resistance ready, tamper resistant screws by others
- Latches are standard polycarbonate (POM), optional in stainless steel
- Access openings are provided for electrical connection
- White painted parts are treated with a five-stage phosphate bonding process and finished with high reflectance baked enamel

OPTICS
- Linear ribbed frosted acrylic lens impact modified equivalent to 100% DR; modification adds flexibility to reduce impact breakage compared to standard acrylic formulations
- Optional ribbed polycarbonate lens or deep acrylic
- All lenses available in clear or frost

ELECTRICAL
- Long life 60,000 hour LEDs at L80 for reduced maintenance
- Extra High Lumen packages (XL) rated L70 at 60,000 hours
- 80 CRI
- Driver options include fixed output for on/off function, step dimming (high/low/off) or continuous 0-10V dimming
- QR code label affixed to housing for easy traceability

CERTIFICATIONS
- All luminaires are built to UL 1598 and 2108 standards, and bear appropriate cCSAus labels
- CSA certified to UL 924 standards with battery pack or DTS (Dimming Bypass Module) options
- Wet Location label standard
- UL Sanitation certified to NSF standards
- Ingress protection IP65 and IP67 standard; IP66 on certain models

CERTIFICATIONS (CONTINUED)
- DLC® (DesignLights Consortium) Qualified, with some Premium Qualified configurations. Please refer to the DLC website for specific product qualifications at www.designlights.org
- The DTS, Dimming Bypass Module, is for emergency circuit control loads including sensors and wireless systems CSA certified to UL 924. See page 10 for wiring diagram. Link to Dimming Bypass Module Specification sheet
- This product qualifies as a "designated country construction material" per FAR 52.225-11 Buy American-Construction Materials under Trade Agreements effective 06/01/2020. See Buy American Solutions

WARRANTY
- 5 year warranty
- See HLI Standard Warranty for additional information

KEY DATA	
Lumen Range	2145–22,473
Wattage Range	20-183
Efficacy Range (LPW)	99-147
Reported Life (Hours)	L80/60,000

© 2020 Columbia Lighting, a division of Hubbell Lighting, Inc. Specifications subject to change without notice.
701 Millennium Blvd • Greenville, SC 29607 / Tel 864.678.1000 / Website www.columbialighting.com
HUBBELL Lighting

Columbia LIGHTING

DATE: LOCATION:
TYPE: PROJECT:
CATALOG #:

LXEM
ENCLOSED AND GASKETED FIBERGLASS EXTREME ENVIRONMENT

ORDERING GUIDE

Example: LXEM4–35HL–RFA–EDU

CATALOG # _____

LXEM							
Model	Size	Color Temp	Nominal Lumens	Shielding	Driver	Voltage	

Model	
LXEM	LED Enclosed and Gasketed

Size	
2	2' [1,2,3,4,5,6]
4	4'
8	8'

Color Temp	
30	3000K
35	3500K
40	4000K
50	5000K

Nominal Lumens	
VW	2' (2,145–2,208) 4' (2,802–3,433) 8' (6,078–6,866)
LW	2' (2,738–3,528) 4' (3,726–4,922) 8' (8,095–9,276)
ML	2' (3,862–4,921) 4' (4,533–5,646) 8' (8,844–11,293)
HL	2' (4,254–5,416) 8' (9,449–11,753) 8' (11,851–13,523)
VL	4' (7,086–8,415) 8' (14,747–16,830)
XL	4' (9,059–11,237) 8' (19,558–22,473)

Shielding	
RFA	Ribbed Frosted Acrylic
RA	Ribbed Clear Acrylic*
DFA	Deep Frosted Acrylic
DCA	Deep Clear Acrylic*
RFP	Ribbed Frosted Polycarbonate*
RP	Ribbed Clear Polycarbonate* [4,6]

Driver	
E	Fixed Output
ED	0–10V Dimming
EDI	0–10V TIL Dimming[7]
ESD	Step Dimming[7]

Voltage	
U	120–277V
347	347V

Options	
ELLM	Emergency Battery Pack Installed, 1400 Lumens [5,9]
GLR	Fast Blow Fuse
DTS	Dimming Bypass Module [5,8,9]
OCM	Microwave Occupancy Sensor [6,10]
SSL	Stainless Steel Tamper Resistance Ready Latches
TP	Tamper Proof Latches
F3CBW	3-Wire 8' Wet Cord
F3CSW	3-Wire 15' Wet Cord
F4CBW	4-Wire 8' Wet Cord
F4C15W	4-Wire 15' Wet Cord
F5CBW	5-Wire 8' Wet Cord
F5C15W	5-Wire 15' Wet Cord
F6CBW	6-Wire 8' Wet Cord
SWH	Single Wet Hub 1/2" NPT Hub
DWH	Dual Wet Hub 1/2" NPT Hub
ZKE	ControlScope® compatible [4,10]

Accessories	
☐ XEDPM	Dual Pendant Brackets (pendant by others)[8]
☐ XEHC	Chain Hanger Kit (includes 14" Chain)
☐ XE45MB	45° Mounting Bracket [12]
☐ XE45MBSS	45° Stainless Steel Mounting Bracket [12]

Sensor kits (Order Separately)
All sensor kits include On/Off Occupancy & Daylight. Daylight activation requires setting of dip switches on site.

	Catalog #	# Relays	Lens Type	Voltage	Wet Label
120V/277V	OS1360WLK	1	360°	120/277	Yes
	OS2360WLK	2	360°	120/277	Yes
	OS1AWLK	1	Aisle	120/277	Yes
	OS2AWLK	2	Aisle	120/277	Yes

Notes:
1 VL and XL not available in 2' size
2 Not available with battery pack or DTS
3 Not available with XL lumen package
4 Not available with VL lumen package
5 Clear lenses (RA, DCA and RP) may cause noticeable light patterns on lit surfaces. See sec files for exact distribution
6 2' and 4' only. 8' not available
7 See table for availability
8 Not available in 347V
9 Dimming bypass (DTS) control loads including sensors and wireless systems is listed to UL924. Only available with 0-10V drivers. See page 10 for wiring diagram
10 Registered trademark of Daintree Networks, used by permission
11 Requires 14" OD threaded rod by others
12 2 required for 8' fixture
13 OCM option uses Wattstopper PM-105

© 2020 Columbia Lighting, a division of Hubbell Lighting, Inc. Specifications subject to change without notice.
701 Millennium Blvd • Greenville, SC 29607 / Tel 864.678.1000 / Website www.columbialighting.com
HUBBELL Lighting

TYPE: B

HUBBELL Outdoor Lighting

DATE: LOCATION:
TYPE: PROJECT:
CATALOG #:

FRESNO Series
BOLLARDS

FEATURES
- Two size options available
- Sealed one-piece, clear acrylic lens
- Specular, anodized aluminum optical systems
- 30w and 46w energy-efficient LED systems
- Extruded aluminum square or round housing, with tamper resistant hardware
- Flat top, or optional dome top for round FN2

RELATED PRODUCTS
Bristol Park · Pavilion Family

SPECIFICATIONS

HOUSING
- Extruded aluminum 6061 alloy square or round housing, with tamper resistant hardware; flat top, for round FN2
- Single screw access for service and maintenance
- Sealed one-piece, clear acrylic lens; Specular, anodized aluminum optical systems
- Concealed, cast aluminum 360 alloy anchor base; four 1/2" x 10" anchor bolts
- Durable Lektrocote® TGIC thermoset polyester powder coat paint finish assures long life and maintenance-free service

OPTICS
- Available in 5000K, 4000K, 3000K CCT and Monochromatic Amber
- Long Life >60,000 hour L90 rated at 25°C
- Optional continuous dimming to 10%
- Rotatable LED assembly adjustment for ideal placement and aiming of asymmetric light pattern

ELECTRICAL
- Universal voltage (120-277, 50/60Hz) drivers with +/- 10% tolerance, starting temperature rated at -20°F

CERTIFICATIONS
- Listed to UL1598 for use in wet locations

WARRANTY
- 5 year limited warranty
- See HLI Standard Warranty for additional information

© 2020 Hubbell Outdoor Lighting, a division of Hubbell Lighting, Inc. Specifications subject to change without notice.
701 Millennium Blvd • Greenville, SC 29607 / Tel 864.678.1000 / Website www.hubbellcutdoor.com
HUBBELL Lighting

HUBBELL Outdoor Lighting

DATE: LOCATION:
TYPE: PROJECT:
CATALOG #:

FRESNO SERIES
BOLLARDS

ORDERING GUIDE

Example: FN1–12LU–3K–BLT–CD

CATALOG # _____

ORDERING INFORMATION

Housing	LED	Voltage	CCT	Finish	Options[1]

Housing	
FN1	Fresno Square
FN2	Fresno Round

LED	
12L	asymmetric, 27W
24L	symmetric, 49W[4]

Voltage	
U	120V-277V
1	120
2	277
3	240
4	277
5	480
F	347

CCT	
3K	3000K
4K	4000K
5K	5000K
AM	Amber 590nm[4]

Finish	
BLT	Black Matte Textured
BLS	Black Gloss Smooth
DBT	Dark Bronze Matte Textured
DBS	Dark Bronze Gloss Smooth
GTT	Graphite Matte Textured
LGS	Light Grey Gloss Smooth
PSS	Platinum Silver Smooth
WHT	White Matte Textured
WHS	White Gloss Smooth
VGT	Verde Green Textured
Color Option	
CC	Custom Color

Options[1]	
CD	0-10V dimmable
24	24" QAH[4]
30	30" QAH[4]
36	36" QAH[4]
DM	Dome Top (FN2 only)
F(X)	Fusing[2]
P(X)	Button Photocell[3]
ABS	Bolts shipped ahead

Notes:
1 Any or all options may be used together
2 Standard fixture height is 42", only one overall height (DAH) may be selected
3 Replace '(X)' with corresponding voltage (P120, P208, P240, P277, P480, P347).
Button Photocell not available in 480V
4 24L only, 20W

PERFORMANCE DATA

Description	Drive Current	Distribution	5K (5000K NOMINAL 70 CRI)					4K (4000K NOMINAL 70 CRI)					3K (3000K NOMINAL 80 CRI)				
			Lumens	LPW	B	U	G	Lumens	LPW	B	U	G	Lumens	LPW	B	U	G
FN1	12	Type III	761	28	0	2	0	654	24	0	2	0	635	24	0	2	0
	24	Type V	1580	39	1	2	0	1443	35	1	2	1	1399	34	1	2	0
FN2	12	Type III	1095	41	0	2	0	941	35	0	2	0	914	34	0	2	0
	24	Type V	1955	48	1	2	0	1787	44	1	2	1	1725	42	1	2	0

Description	AM (590nm Mono Amber)			
	Lumens	LPW	B	U	G
FN1	761	28	0	2	0
	1580	39	1	2	0
FN2	1095	41	0	2	0
	1955	48	1	2	0

© 2020 Hubbell Outdoor Lighting, a division of Hubbell Lighting, Inc. Specifications subject to change without notice.
701 Millennium Blvd • Greenville, SC 29607 / Tel 864.678.1000 / Website www.hubbellcutdoor.com
HUBBELL Lighting

DESIGN CODES
IECC: 2018 NEC: 2017

ELECTRICAL CONTRACTOR SHALL NOTIFY DESIGNER/ENGINEER PRIOR TO ANY DEVIATION FROM THIS SET OF ELECTRICAL DESIGN PLANS. ANY CHANGES TO THE DESIGN, IF APPROVED BY ENGINEER, WILL REQUIRE REVISIONS TO PLANS AND POSSIBLE ADDITIONAL SERVICE FEE.

Project Contact/Designer: ALEX MANJARRES
Project # 21517
HAWKINS DESIGN GROUP INC.
ELECTRICAL CONSULTING ENGINEERS
1140 WEST HARWELL ROAD
GILBERT, ARIZONA 85233
PH. 480.813.9000 FAX. 480.813.9001
EMAIL. email@hawkinsdg.com
All concepts, designs and data indicated on these drawings are the sole property of the Hawkins Design Group Inc., and shall not be used for any other purpose other than originally intended without written permission of the engineer.

IF DRAWING IS NOT PLOTTED AT 24 X 36 THEY ARE NOT FULL SIZE

CONTRACTOR MUST VERIFY ALL DIMENSIONS AT PROJECT BEFORE PROCEEDING WITH THIS WORK. DRAWINGS, SPECIFICATIONS AND OTHER DOCUMENTS, PREPARED BY THE DESIGN PROFESSIONAL (DP) AND THE DP'S CONSULTANTS ARE INSTRUMENTS OF SERVICE FOR USE SOLELY WITH RESPECT TO THIS PROJECT. THIS INCLUDES DOCUMENTS IN ELECTRONIC FORM. THE DP AND THE DP'S CONSULTANTS SHALL BE DEEMED THE AUTHORS AND OWNERS OF THEIR RESPECTIVE INSTRUMENTS OF SERVICE AND SHALL RETAIN ALL COMMON LAW, STATUTORY AND OTHER RESERVED RIGHTS, INCLUDING COPYRIGHTS. THE INSTRUMENTS OF SERVICE SHALL NOT BE USED BY ANYONE FOR FUTURE ADDITIONS, ALTERNATIONS, COMPLETION OF TO THIS PROJECT OR FOR OTHER PROJECTS, WITHOUT THE PRIOR WRITTEN AGREEMENT OF THE DP. ANY UNAUTHORIZED USE OF THE INSTRUMENTS OF SERVICE SHALL BE AT THE OWNER'S SOLE RISK AND WITHOUT LIABILITY TO THE DP AND THE DP'S CONSULTANTS.
© Copyright BMA Architecture, LLC 2021

Registered Professional Engineer (Electrical) CERTIFICATE NO. 52649 ARMANDO GARCIA Date Signed 02/03/22 ARIZONA, U.S.A.

BMA ARCHITECTURE
2915 e baseline rd. | suite 120 |
gilbert, az 85234 | 480-659-1524

IDM INVEST DEVELOP MANAGE

client:

consultant:

PROPOSED NEW MULTI-FAMILY DEVELOPMENT:
ACERO HAWES CROSSING VILLAGE II
MESA, AZ

ELECTRICAL CUT SHEETS

rev	date - comment
△	
△	
△	
△	
△	
△	

date:	2/3/2022
project no.	2021.13
scale:	
drawn by:	AM
checked by:	AG

drawing number:

E1.20