



# Proposed Sales and Fabrication Shop




## Exterior Color and Materials Board:

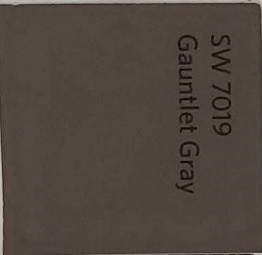
### Exterior Walls:



W1 • Primary Painted Tilt Panel Walls  
MFR: Sherwin Williams  
Color: SW 7646 "First Star"



W2 • Accent Painted Tilt Panel Walls  
MFR: Sherwin Williams  
Color: SW 1015 "Skyline Steel"



W3 • Accent Painted Tilt Panel Walls and CMU  
MFR: Sherwin Williams  
Color: SW 7019 "Gauntlet Gray"



W4 • Accent Painted Tilt Panel Walls Below Slot Windows  
MFR: Sherwin Williams  
Color: SW 7019 "Gauntlet Gray"

### Metal Painted Shading Elements:



MP1 • Metal Shade Elements  
Metal Ribbed Panels  
MFR: Sherwin Williams  
Color: SW SW6258 "Tricorn Black"

### Ribbed Concrete Form Liner:



RC1 • Ribbed Concrete Form Liner  
MFR: Fitzgerald Formliners  
Color: Varies

**VinylLoK™** Part Size: 6" Wide Cover lengths up to 4'  
Styrene - Single use.  
ABS Plastic - Up to 10 reuses.  
Max Depth: 0.5"  
On Center: 1.5"  
Peak: 0.5"  
Valley: 0.5"  
Draft: 0.25"