

# Mesa Police Department

April 9, 2026

Chief Dan Butler

Fiscal Year 2026/27



The Mesa Police Department provides **professional policing** that **prevents crime** while **creating a safe and thriving community**.

**PERFORMANCEPLUS**

ENVISION. ELEVATE. IMPACT.

- WHY WE EXIST
- OUTCOMES-base of kpis
- HOW WE ALIGN TO THE PRIORITIES

## **Reduce Crime and Increase Citizen Safety**

*Initiative: Increase Traffic Enforcement to Reduce Fatal Accidents*

## **Strategic Staffing: Hire, Train, and Retain the Best Candidates**

*Initiative: Focused Marketing and Recruitment and Employee Wellness*

## **Innovate and Integrate Technology**

*Initiative: Identify Regional Information Sharing and Technology*

## **Exceptional Organizational Effectiveness**

*Initiative: Leadership Development for Professional and Sworn Staff*

## **Increase Community Engagement**

*Initiative: Develop and Enhance Partnerships with the Community, Businesses, and Non-Profit Organizations*

# Highlights and Accomplishments



- 26 Lifesaving Medals
- 13 NARCAN Lifesaving Awards
- 3 Medals of Excellence



- 429 Community Engagement Events
- 54 GAIN Events
- 127 Citizens participated in 5 Academies

## Mesa is the Safest City in the United States\*

- NIBRS Group A Crime Rate (2024):  
Persons and Property Crimes: 44 per 1,000 residents\*\*
- 22,475 Total Group A Crimes for 2024 (0.7% increase from 2023)
  - Group A Persons Crimes: 18.6% increase from 2023
  - Group A Property Crimes: 10.6% decrease from 2023

\* Based upon FBI reported violent and property crimes with populations between 500,000 and 650,000

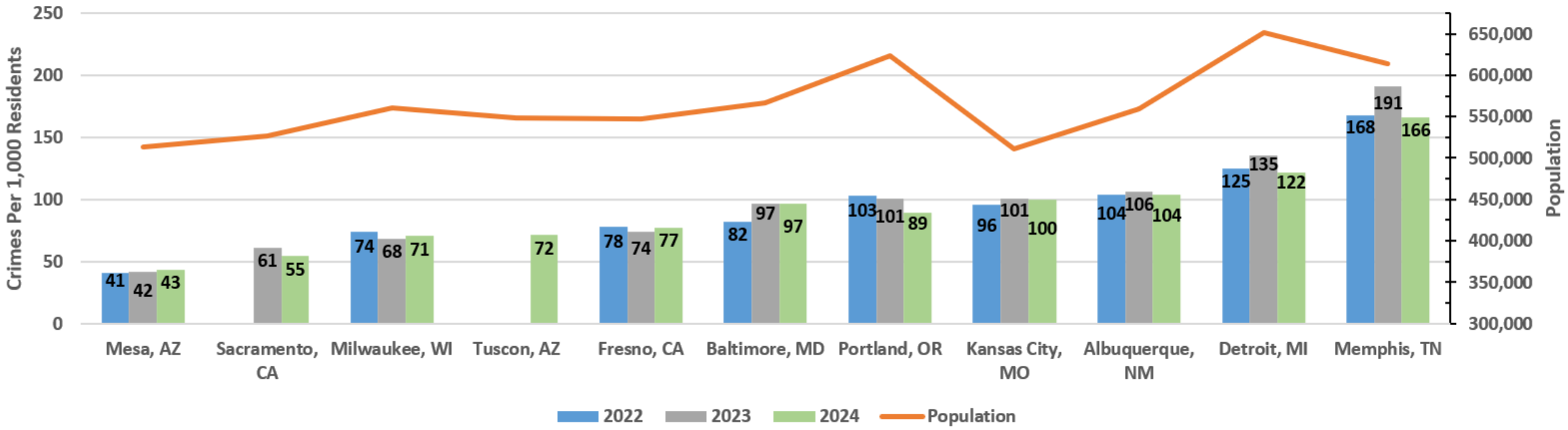
\*\*Based upon Mesa RMS data reported to Department of Public Safety

# Group A Crimes per 1,000 Residents

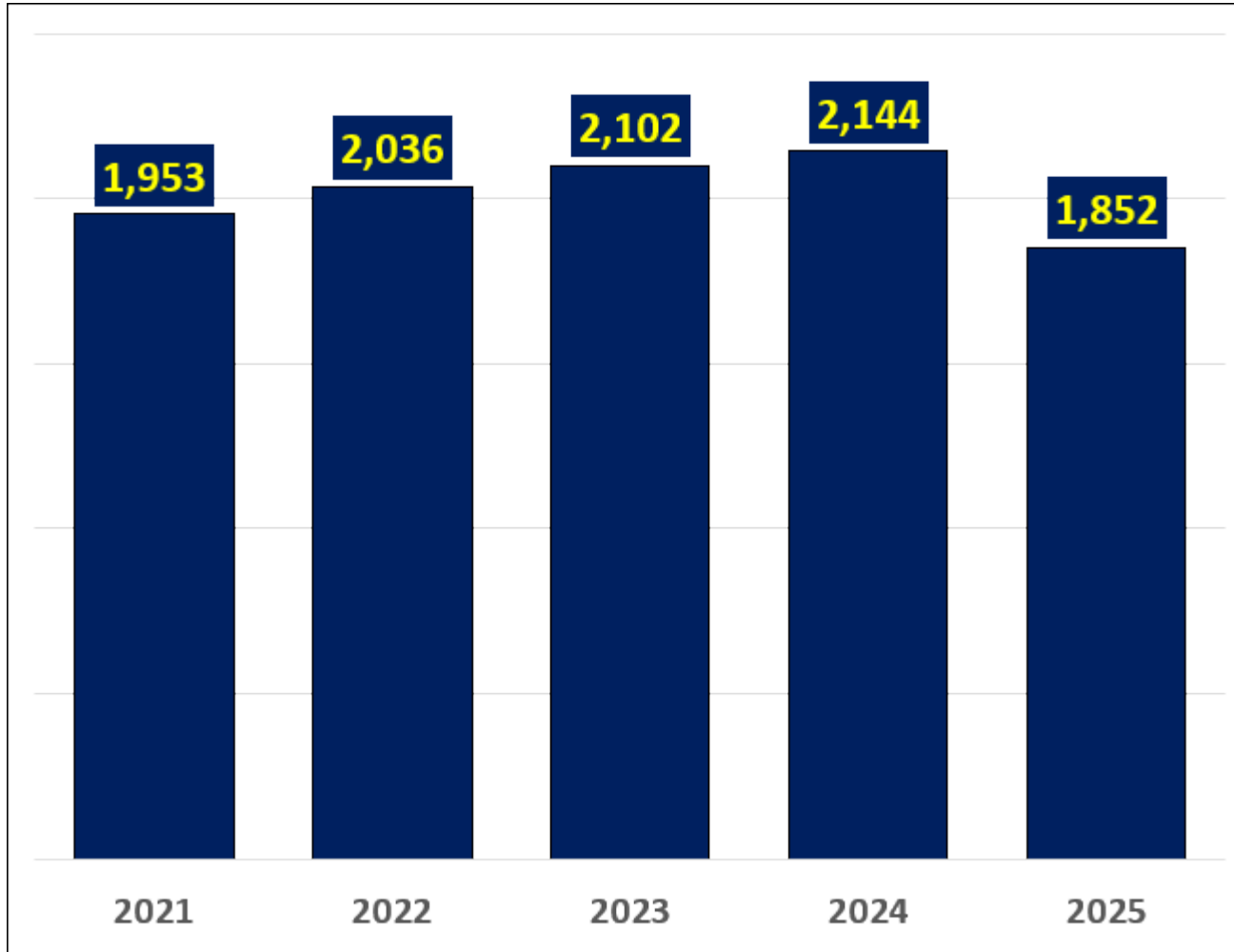


2024 NIBRS Group A: Person & Property - Crimes Per 1,000 Residents

\* Data source: FBI Crime Explorer website



# Violent Crime Incidents by Calendar Year



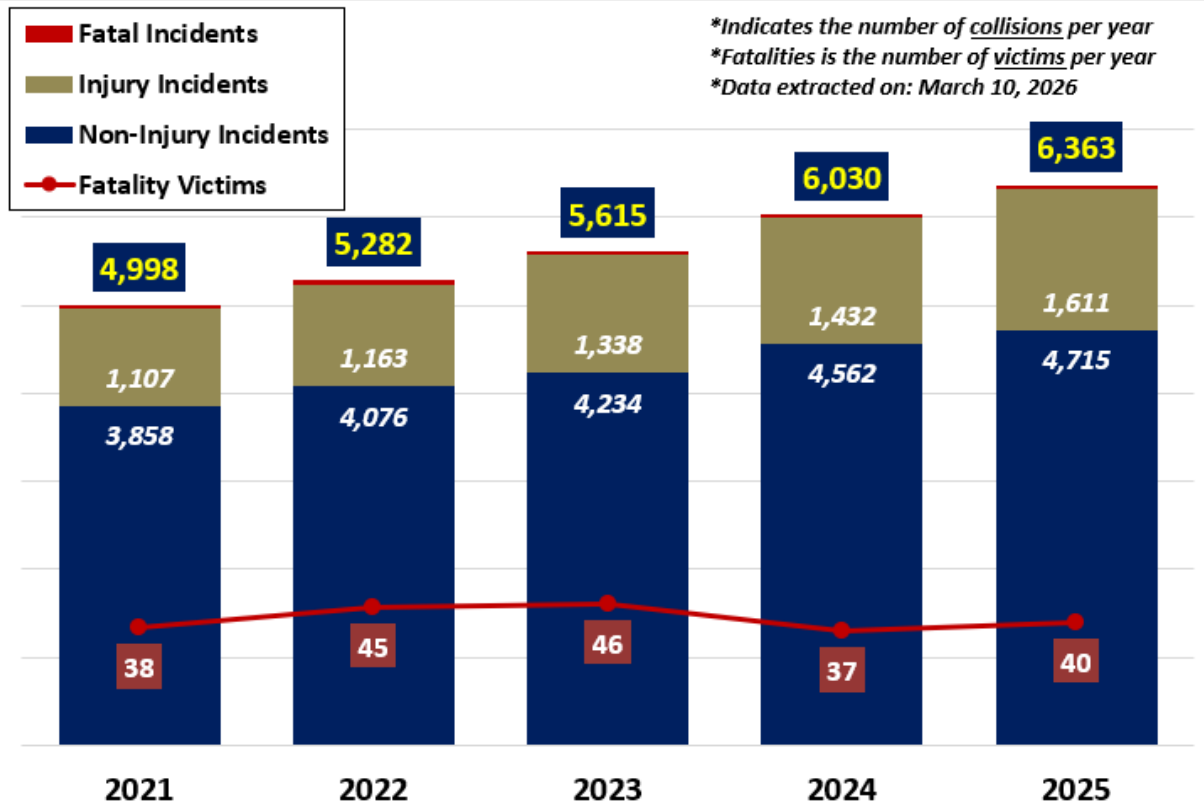
- Violent crime Incidents rose steadily from 2021 through 2024.
- In 2025, Mesa realized a reduction of about 14%.
- Robberies continued a long-term downward trend, decreasing for the fifth consecutive year with a 23.62% decrease from 2021 to 2025.
- Aggravated assaults decreased for first time in five years.

# Traffic Collision Fatalities

2025 Fatal Traffic Collisions: 37 resulting in 40 Fatalities

➔ Pedestrian Involved: 7 of the 40  
(12.5% decrease from 2024)

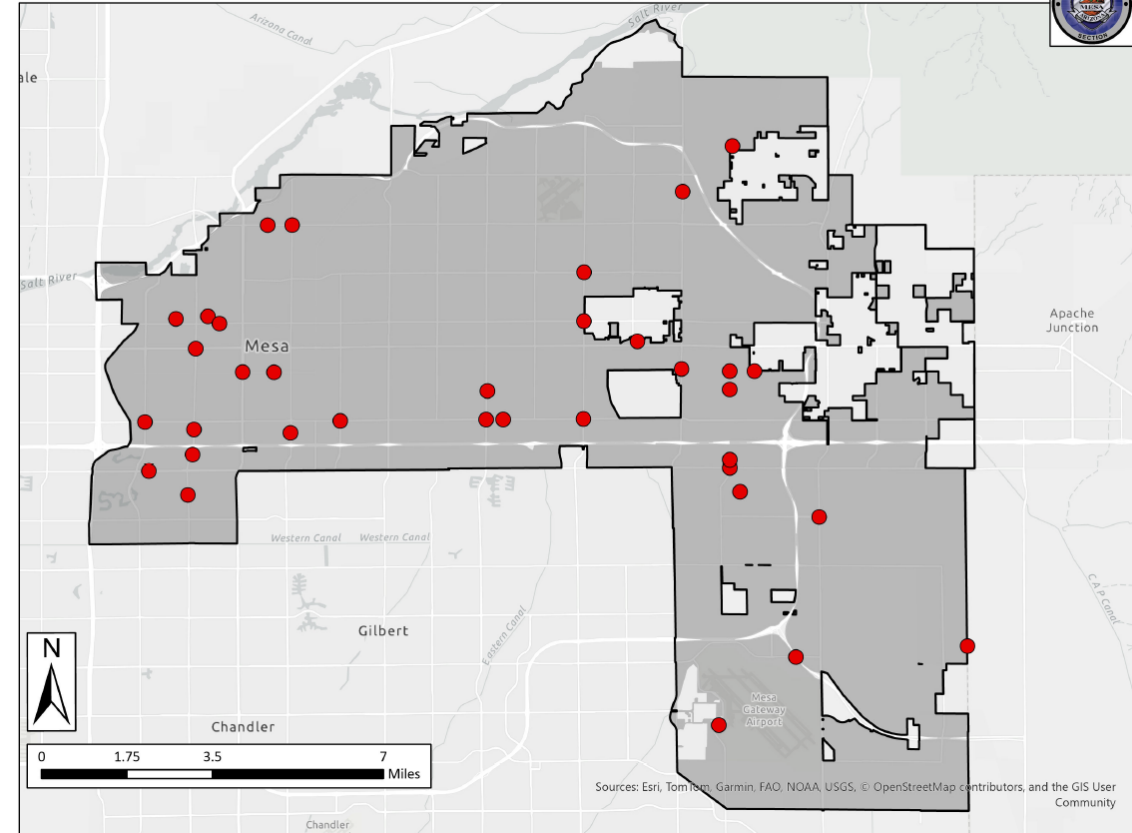
Mesa Traffic Collisions: 2021-2025\*



\*Indicates the number of collisions per year  
\*Fatalities is the number of victims per year  
\*Data extracted on: March 10, 2026

\*Data includes the following offenses: accident - fatal (5499-2), accident - non-injury (5499-0), and accident - injury (5499-1).

Citywide Fatal Collisions: 01/01/2025 - 12/31/2025



Date: 3/11/2026

# Department Financial Summary



<b>Service Level</b>	<b>FY 24/25 Year End Actuals</b>	<b>FY 25/26 Revised Budget</b>	<b>FY 25/26 Year End Estimate</b>	<b>FY 26/27 Proposed Budget</b>
<b>Executive Services Bureau</b>	\$21.5	\$31.5	\$32.6	\$23.6
<b>Strategic Initiatives Bureau</b>	\$3.5	\$3.7	\$3.9	\$3.7
<b>Operations Bureau (Patrol)</b>	\$114.8	\$129.1	\$129.3	\$130.9
<b>Operations Support Bureau</b>	\$46.3	\$40.3	\$41.9	\$40.7
<b>Investigations Bureau</b>	\$37.8	\$39.2	\$41.1	\$41.9
<b>Professional Services Bureau</b>	\$65.8	\$60.4	\$62.1	\$49.5
<b>Total</b>	<b>\$289.7</b>	<b>\$304.2</b>	<b>\$310.9</b>	<b>\$290.3</b>

*Figures in millions, rounded*

# FY 26/27 Expenditure Reduction Summary



**Total General Fund Reduction Target: \$4.4M**

**Year 1 Reductions: \$1.7M**

<b>Reduction FY26/27</b>	<b>FTE / Vacant?</b>		<b>Reduction Amount</b>	<b>Request Type</b>
Eliminate Recruit Signing Bonus	0		-\$315,000	Administrative
Reduction in Expenditures	0		-\$237,000	Admin/Service
Civilianization	0		-\$152,000	Administrative
Professional Staff Reductions	-6.5	Yes	-\$603,000	Vacant Positions
Sworn Staff Reductions	-3.0	No	-\$428,000	Administrative
<b>Total</b>	<b>-9.5</b>		<b>-\$1,735,000</b>	

# FY 26/27 Reduction in Expenditures Summary



Description	Reduction Amount	Fund
Eliminate Psychological Reviews for Prof. Staff	-\$37,000	General
Reduction in Project Management Services	-\$50,000	General
Reduction in CCTV New Requests	-\$150,000	General
<b>Total</b>	<b>-\$237,000</b>	

# FY 26/27 Civilianization Summary



Conversions	Prof Staff Impact	Sworn Impact	Net Reduction Amount	Fund
Community Engagement Detective to a Community Engagement Coordinator	1.0	-1.0	-\$57,000	General
Special Events Sergeant to a Management Assistant I	1.0	-1.0	-\$55,000	General
Hiring Detective to Hiring Coordinator	1.0	-1.0	-\$40,000	General
<b>Total</b>	<b>3.0</b>	<b>-3.0</b>	<b>-\$152,000</b>	

# FY 26/27 Professional Staff Reduction Summary



Professional Staff	FTE / Vacant?		Reduction Amount	Fund
Range Firearm Instructor – PTNB	-0.5	Yes	-\$30,000	General
Park Rangers	-3.0	Yes	-\$268,000	General
Civilian Investigation Specialists	-2.0	Yes	-\$211,000	General
Police Investigator I	-1.0	Yes	-\$94,000	General
<b>Total</b>	<b>-6.5</b>		<b>-\$603,000</b>	

# FY 26/27 Sworn Staff Reduction Summary



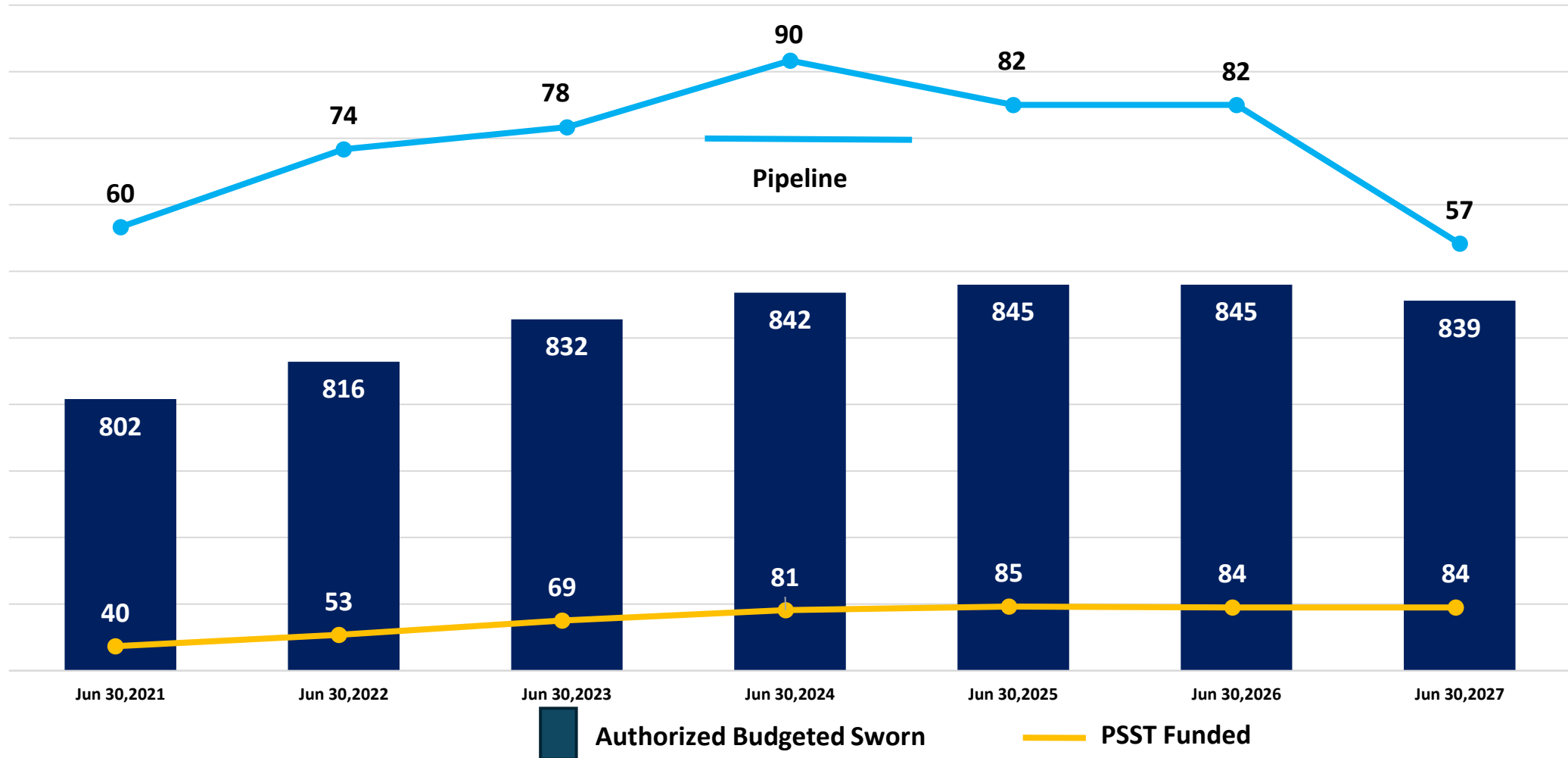
Sworn Staff	FTE / Vacant?		Reduction Amount	Fund
Crime Gun Intelligence Center Detectives	-3.0	No	-\$428,000	General
<b>Total</b>	<b>-3.0</b>		<b>-\$428,000</b>	

# Budget Adjustment Request Summary

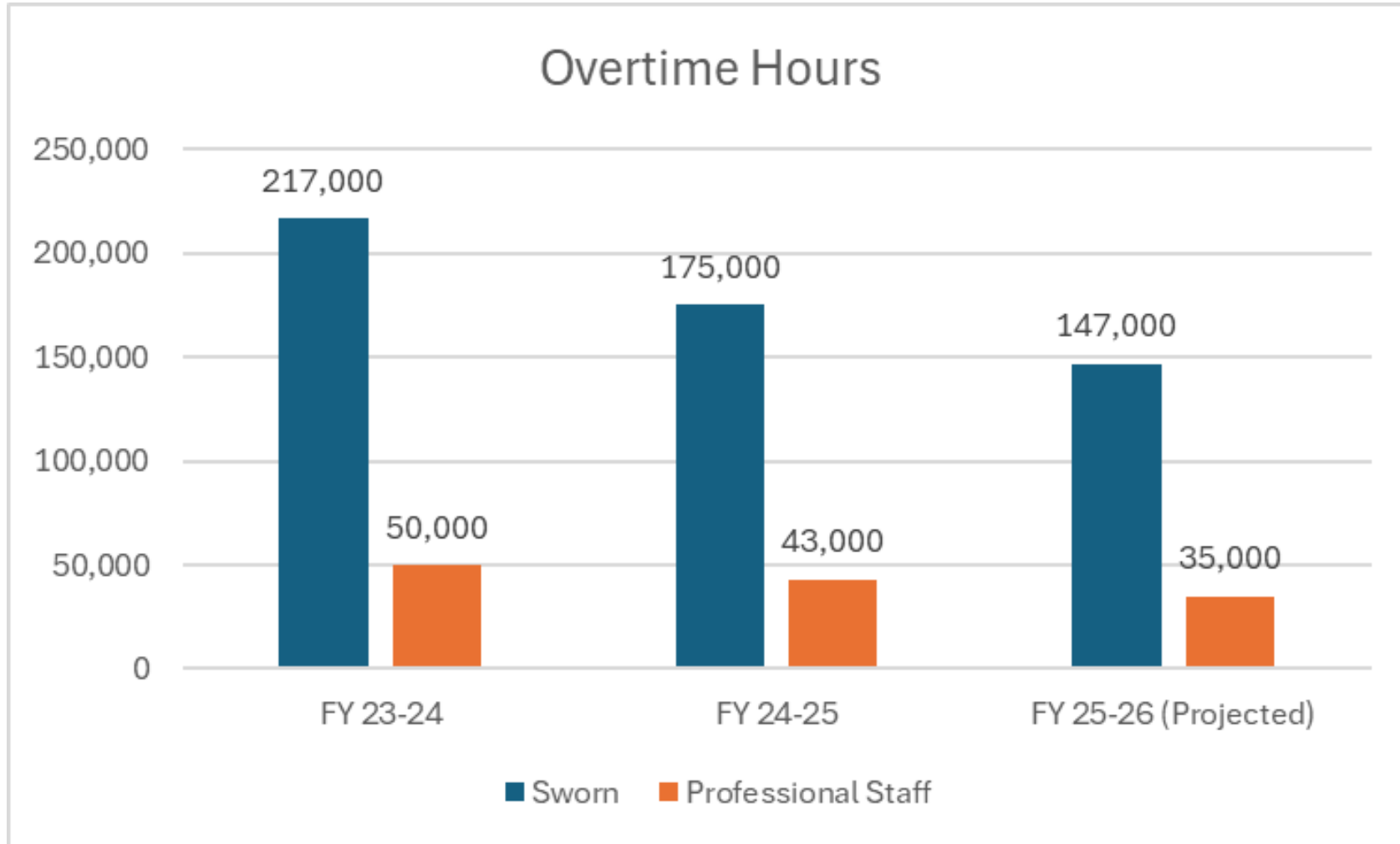


<b>Adjustment</b>	<b>FTE</b>	<b>One-Time</b>	<b>Ongoing</b>	<b>Fund</b>
Vehicle – Dispatch Lieutenant	0	\$75,000	\$17,000	General

# Sworn Staffing



# Overtime Reduction



Sworn Reduction – 32%

Professional Staff Reduction – 30%



mesa·az