

EDUCATION AND WORKFORCE DEVELOPMENT ROUNDTABLE MINUTES

March 5, 2025

The Education and Workforce Development Roundtable of the City of Mesa met in The Studios at Mesa City Center, 59 E. 1st St., on March 5, 2025, at 1:32 p.m.

BOARDMEMBERS PRESENT

Councilmember Heredia, Chair
Councilmember Spilsbury, Vice Chair
Dr. Perry Berry
Candice Copple
Dr. Joseph Foy*
Sally Harrison
Marcie Hutchinson
Jenny Jackson Robinson
David Loutzenheiser (Designee for
Sherry Richards)
Dr. Shane McCord
Rich Nickel*
Renee Parker (Designee for Dr. Andi
Foullis)
Kelsy Rowe (Designee for Dr. Chad
Wilson)
Kristin Sorensen
David Williams
Vince Yanez

BOARDMEMBERS ABSENT

Dr. Richard Daniel

STAFF PRESENT

Andrea Alicoate
Lisa Anderson
Heather Basford
Lisa Cartwright-Harris
Lauren Lowe
Rafaella Safarian
Sarah Tolar

COUNCIL PRESENT

None

(*Participated in the meeting through the use of video conference equipment.)

Chairperson Heredia conducted a roll call.

Chairperson Heredia excused Boardmember Daniel from the entire meeting.

Chairperson Heredia excused Boardmembers Copple and Rowe from the beginning of the meeting; they both arrived at 1:45 p.m.

1. Call meeting to order, welcome announcements and reminders from the Chair.

Chairperson Heredia called the meeting to order. He welcomed Designee David

Loutzenheiser, Higley Unified School District; Designee Kelsey Rowe, East Valley Institute of Technology; and Designee Renee Parker, Director of Community Partnerships with Mesa Public Schools.

2. Take action to approve the Roundtable Meeting Minutes from December 4, 2024.

It was moved by Boardmember Harrison, seconded by Boardmember Jackson-Robinson, that the December 4, 2024, Education and Workforce Development Roundtable (EWDR) meeting minutes be approved.

Upon tabulation of votes, it showed:

AYES – Heredia–Spilsbury–Berry–Copples–Foy–Harrison–Hutchinson–Jackson-Robinson–
Loutzenheiser–McCord–Nickel–Parker–Rowe–Sorensen–Williams–Yanez

NAYS – None

ABSENT – Daniel

Chairperson Heredia declared the motion carried unanimously by those present.

3. Recognition and introduction of Mayor Freeman.

Chairperson Heredia introduced Mayor Mark Freeman.

Mayor Freeman expressed his gratitude to the Education and Workforce Development Roundtable (EWDR). He stressed the importance of education and confirmed Council commitment to support education.

4. City staff to provide an update on the Roundtable Strategic Framework based on the discussion from the December 2024 meeting.

Education and Workforce Administrator Sarah Tolar provided a recap of the previous strategic framework discussions. **(See Attachment 1)**

She presented a draft of the strategic focus areas and pointed out that continuing discussions on the strategic priorities are reflective of the feedback received from the EWDR. She mentioned the purpose is not to have an exhaustive list, but a guide as to the priorities the EWDR are working toward. (See Pages 3 and 4 of Attachment 1)

Ms. Tolar indicated the updated circular graphic was designed to represent the work being done by the EWDR and show how the categories are connected. She emphasized that the graphic will be used as a guide and grounding tool to ensure the discussions fall within the purview of the group. (See Page 5 of Attachment 1)

Chairperson Heredia reminded the Roundtable that the framework can be reevaluated later in the year as things change.

Chairperson Heredia thanked staff for the presentation.

5. Update and presentation from City staff on Education and Workforce Data Dashboard.

Ms. Tolar introduced Chief Data Officer Evan Allred and Economic Development Project Manager Frank Adams. She commented on the progress made to the Workforce Data Dashboard and announced that the dashboard is ready for EWDR members and the public to view.

Mr. Allred provided an overview of the education data that is available on the dashboard and reviewed the statistics, metrics and reports that are accessible. He explained how the data was obtained and provided the data sources. He reiterated that feedback is welcome. He confirmed that the dashboard provides the data but does not provide details about the cause. (See Pages 6 and 7 of Attachment 1)

Discussion ensued regarding what is driving the data and requests for changes to the database.

Mr. Allred pointed out that the dashboard is in the beginning stage and to inform Ms. Tolar of additional metrics that would assist the EWDR.

Additional discussion ensued regarding the data and trends shown in the available reports.

Mr. Adams gave an overview of the workforce portion of the dashboard and provided context for the data. He pointed out a report that shows the industries located in the City of Mesa (COM) and the wage data compared to other cities in Maricopa County. He explained that the data helps determine the industries that would benefit from post-secondary certificate education programs. (See Pages 8 through 10 of Attachment 1)

Discussion ensued regarding the types of businesses included in each industry category and where the data was derived from.

Chairperson Heredia asked the EWDR members to review the dashboard at www.data.mesaaz.gov and reminded them to contact Ms. Tolar with any changes or suggestions.

Chairperson Heredia thanked staff for the presentation.

6. Presentation from City staff on Opioid data and settlement funds. Discussion with student panel on prevention and education opportunities in Mesa.

Community Services Deputy Director Lindsey Balinkie introduced Transportation Support Services Administrator Chase Carlile and outlined the opioid settlement funds the COM will be receiving, noting that the funds are to be used for opioid education and prevention. She commented that prevention and education go hand in hand with the work that the EWDR is doing and requested feedback and suggestions on specific ways the funds should be used. (See Page 11 of Attachment 1)

Mr. Carlile provided a background of how the opioid crisis has affected the city and reviewed statistics involving opioid overdose incidents since 2018. He pointed out that RX/Synthetic drugs accounted for 97.8% of the drugs involved in the opioid deaths in Maricopa County. He recalled that the Criminal Justice Center surveyed Arizona youths and asked questions regarding fentanyl awareness and discussed the survey results. (See Pages 12 through 15 of Attachment 1)

Mr. Carlile reported the opioid settlement agreement against the pharmaceutical companies and their partners resulted in a national settlement of more than \$50 billion, to be distributed over the next 18 years. He explained that the One Arizona Agreement between state and local

governments establishes terms for disbursing funds based on population and severity of harm. He confirmed that the State will receive \$494 million, and the counties will receive \$629 million to be distributed to the cities and towns in the region. He noted the COM will receive between \$17 million and \$22 million over the next 16 years. (See Page 16 of Attachment 1)

Mr. Carlile reviewed the conditions of the One Arizona Agreement which states that the settlement funds are to be used for prevention and education, early intervention and treatment, harm reduction and rescue, and recovery and resilience. He confirmed that the COM has allocated funding in 2025 to continue education and prevention efforts and support the non-profit youth education programs and gave a brief description of each program. (See Pages 17 through 19 of Attachment 1)

(At 2:35 p.m., Chairperson Heredia excused Boardmember Harrison from the remainder of the meeting.)

Ms. Bilinkie introduced Emily Thompson, a senior at Dobson High School; Cody Allred, a senior at Mountain View High School; and Meera Narasimhan, a senior at Mountain View High School to participate in an open discussion regarding opioid use among teens in schools.

Discussion ensued between the students and Boardmembers regarding opioid use and effective ways to deliver the message to students and families.

(At 2:45 p.m., Chairperson Heredia excused Boardmember Nickel from the remainder of the meeting.)

Boardmember McCord shared that Gilbert Public Schools participated in the Not My Kid prevention program in the past and reiterated the importance of the message being reinforced at home.

Boardmember Loutzenheiser said that the Higley Unified School District had utilized the One Pill Can Kill campaign in collaboration with Community Bridges. He said that parent participation was a challenge.

Boardmember Hutchinson suggested making it a Hacktivate Mesa activity.

Boardmember Rowe mentioned offering incentives to the parents as well as the students to encourage participation and distributing the information at events to meet the students where they are.

Vice Chairperson Spilsbury reminded the group to provide ideas to help determine the best way to utilize the settlement funds and how to deliver the message to the kids in a way that will have a positive impact.

Boardmember Jackson-Robinson expressed her opinion that experience is more relatable and effective than data and suggested peer presentations with a celebrity or someone that the students will listen to.

Ms. Tolar reminded the EWDR that she would follow up with each Boardmember to obtain the point of contact at their organization to assist in rolling out the opioid education programs.

Chairperson Heredia thanked staff for the presentation.

7. Roundtable members share out information regarding their involvement in recent and upcoming education or workforce-related events or programs.

(At 2:53 p.m., Chairperson Heredia excused Boardmember Foy from the remainder of the meeting.)

Boardmember Copple announced that the Arizona State University Polytechnical campus is hosting a hands-on innovation showcase on May 2, and will include a student panel and lunch.

Ms. Tolar commented that the Mesa College Promise program is currently accepting applications and is open to City of Mesa residents, including adult learners.

Boardmember Parker pointed out that the Bezos Academy is now taking applications for tuition-free preschool.

8. Call to the public.

There were no public comments.

9. Call for future agenda items.

There were no future agenda items discussed.

10. Adjourn.

Without objection, the Education and Workforce Development Roundtable meeting adjourned at 3:03 p.m.

I hereby certify that the foregoing minutes are a true and correct copy of the minutes of the Education and Workforce Development Roundtable meeting of the City of Mesa, Arizona, held on the 5th day of March 2025. I further certify that the meeting was duly called and held and that a quorum was present.


HOLLY MOSELEY, CITY CLERK

MESA

EDUCATION AND WORKFORCE

DEVELOPMENT ROUNDTABLE

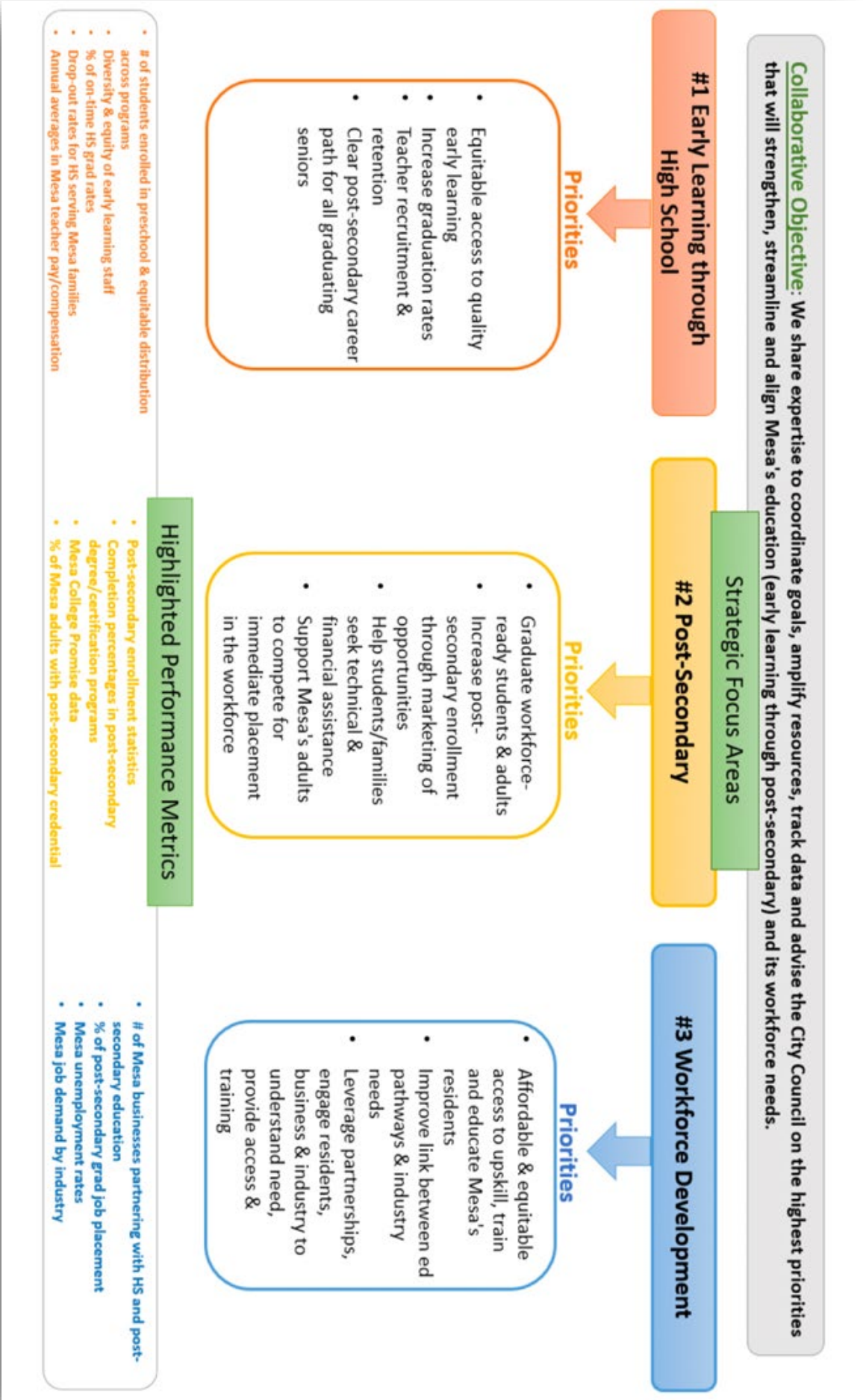
March 5, 2025

2025 Meeting Dates

- **June 4, 2025**
- **September 3, 2025**
- **December 3, 2025**



Strategic Priority Framework



City of Mesa
Education and
Workforce Roundtable

Share expertise to coordinate goals, amplify resources, track data, and advise the City Council on the highest priorities that will strengthen, streamline, and align Mesa's education and workforce needs.



Strategic Plan: December 2024

EARLY LEARNING

K — 12TH GRADE

WORKFORCE PREPARATION
(COLLEGE, COMMUNITY COLLEGE,
CTE, CERTIFICATIONS, ETC.)

Awareness:

Amplify available resources for students, educators, businesses, families and community

- Equitable access to quality early learning

- Enhance promotion of Dual Enrollment, Mesa College Promise

- Enhance promotion of community early literacy programs and resources

Identify Barriers:

Identifying and addressing financial and other barriers that impact access to educational resources for students and families

- FAFSA promotion, awareness and assistance

Link Education and Industry:

Communication, identifying skills, opportunities and experiences

- Increase graduation rates
- Clear post-secondary career path for all graduating seniors
- Increase work-based learning experiences

- Graduate workforce-ready students and adults
- Identify growing and in-demand industries

- Early introduction and exposure to STEM

Post-Secondary Attainment:

advocate for post-secondary training, education, certification, opportunities and benefits

- # of students enrolled in preschool

Data:
Measure outcomes by tracking community and city-wide data

- 3rd grade Reading
- 8th grade Math
- % of on-time HS grad rates
- Drop-out rates
- Incorporate student voice

- Post-secondary enrollment rates
- Completion percentages in post-secondary degree
- Mesa College Promise data
- % of Mesa adults with post-secondary credential
- Mesa unemployment rates
- Mesa job demand by industry

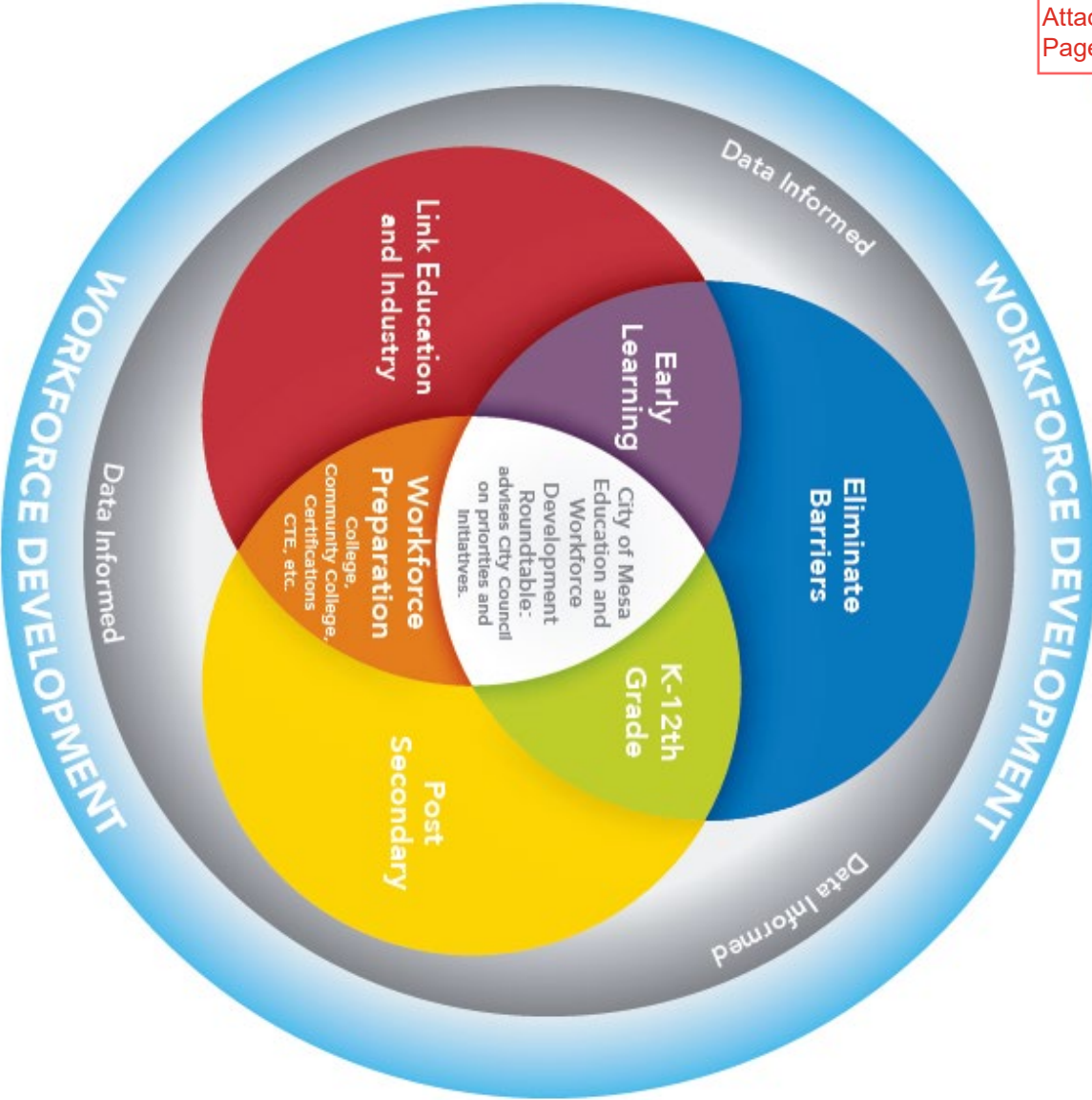
WORKFORCE DEVELOPMENT

CONTINUE TO BRING INDUSTRY TO THE TABLE • IDENTIFY CTE PATHWAYS • PIVOT TO PROMOTION AND AWARENESS

of Mesa
ization and
Workforce
ndtable

Share expertise to coordinate goals, amplify resources, track data, and advise the City Council on the highest priorities that will strengthen, streamline, and align Mesa's education and workforce needs.

gic Focus Areas 2025



Eliminate Barriers:

Identify and address common barriers, including awareness, financial, and other challenges that impact access to resources, opportunities and experiences for students, educators, businesses, families, and community.



Link Education and Industry:

Deliberate communication between industry and education partners. Facilitate a common understanding of skills, opportunities and experiences.



Post-Secondary:

Communicate the importance of post-secondary training, education, certification, opportunities and benefits.



Data Informed:

Measure outcomes, identify patterns and guide discussion by tracking community and city-wide data.



Workforce Development:

- Continue to bring industry to connect directly with education partners.
- Identify CTE pathways that align with high growth and in-demand industries.
- Prioritize promotion and awareness of opportunities.

Education and Workforce Development Roundtable

Data Dashboard

Early Learning		K-12 Education	Workforce Preparation
Preschool Enrollment Licensed Preschools by location and capacity	On-time Graduation Rates		Post-secondary enrollment
	Drop-out Rate		Post-secondary completion
	Teacher Salary Averages	Mesa College Promise	
	Community Partnerships	Post-secondary attainment	
		Post-secondary grad job placement	
		Unemployment Rate	
		Job demand by industry	

Table of Contents:

[Preschool Enrollment](#)

[Number of Preschools / Child Care Centers per 1,000 Children](#)

[Licensed Preschool Capacity per 1,000 Children](#)

[On-Time High School Graduation](#)

[High School Drop-Out Rate](#)

[Teacher Salary Averages](#)

[Post-secondary Enrollment](#)

[Mesa College Promise](#)

[Post-secondary Attainment](#)

[Community Partnerships](#)

[Unemployment Rate](#)

[Mesa Job Demand by Industry](#)

Job Demand by Industry

Industry	Maricopa County			
	MESA	AZ	Gilbert	Chandler
Services	48.1%	48.9%	47.6%	46.2%
Retail Trade	12.6%	11.6%	10.3%	10.5%
Finance/Insurance/Real Estate	9.4%	8.7%	11.5%	11.6%
Construction	8.4%	7.7%	6.0%	6.0%
Manufacturing	8.2%	7.5%	10.7%	13.1%
Transportation/Utilities	6.0%	6.1%	5.5%	5.2%
Public Administration	3.6%	5.2%	4.1%	3.3%
Wholesale Trade	1.6%	1.7%	2.0%	1.9%
Information	1.3%	1.3%	1.8%	1.8%
Agriculture/mining	0.7%	1.2%	0.5%	0.5%

Industry Concentration Vs Income and Education

Industry	Maricopa			
	Mesa	AZ	County	Gilbert Chandler
Services	48.1%	48.9%	48.0%	47.6% 46.2%
Retail Trade	12.6%	11.6%	11.6%	10.3% 10.5%

	Median Household Income	Associates Degree or Higher
Mesa	\$79,614	43.4%
Maricopa County	\$88,096	47.6%
Arizona	\$79,653	44.5%
Gilbert	\$121,543	61.6%
Chandler	\$107,339	58.9%

Data Sources

- **American Community Survey, 1-year estimates:** preschool population and enrollment, post-secondary population, enrollment and attainment
- **Arizona Department of Education:** graduation and drop-out rates
- **Arizona Department of Health Services:** licensed preschools
- **ESRI Community Analyst:** employment distribution by industry
- **US Bureau of Labor Statistics:** unemployment rate
- **Arizona Auditor General:** average teacher salaries
- **National Student Clearinghouse:** Student enrollment after graduation
- **Mesa Community College:** Mesa College Promise student and financial overview
- **Mesa Public Schools:** community/education partnerships

OPIOID SETTLEMENT FUNDS PREVENTION AND EDUCATION

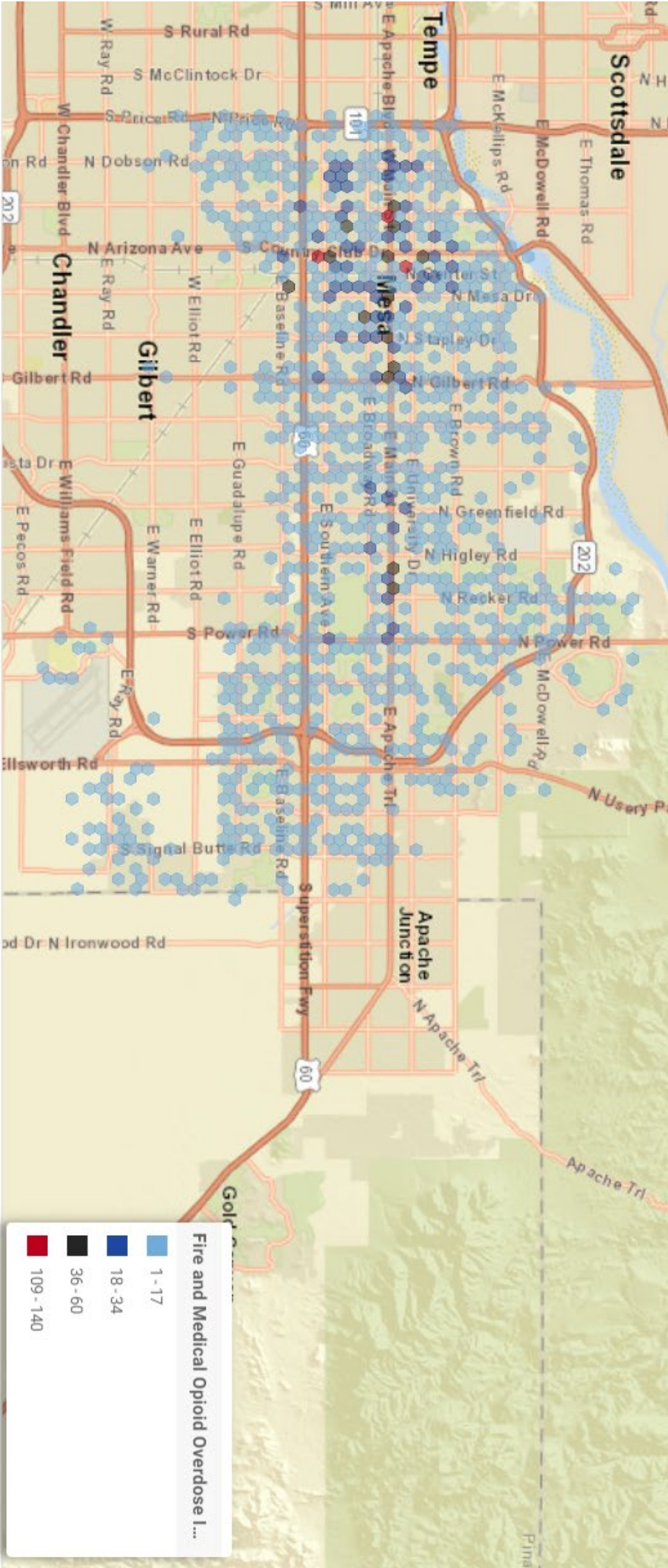
Mesa Education and Workforce Roundtable

March 5, 2025

**Lindsey Balinkie, Deputy Director of Community Services
Chase Carlile, Transportation Support Services Administrator**

BACKGROUND

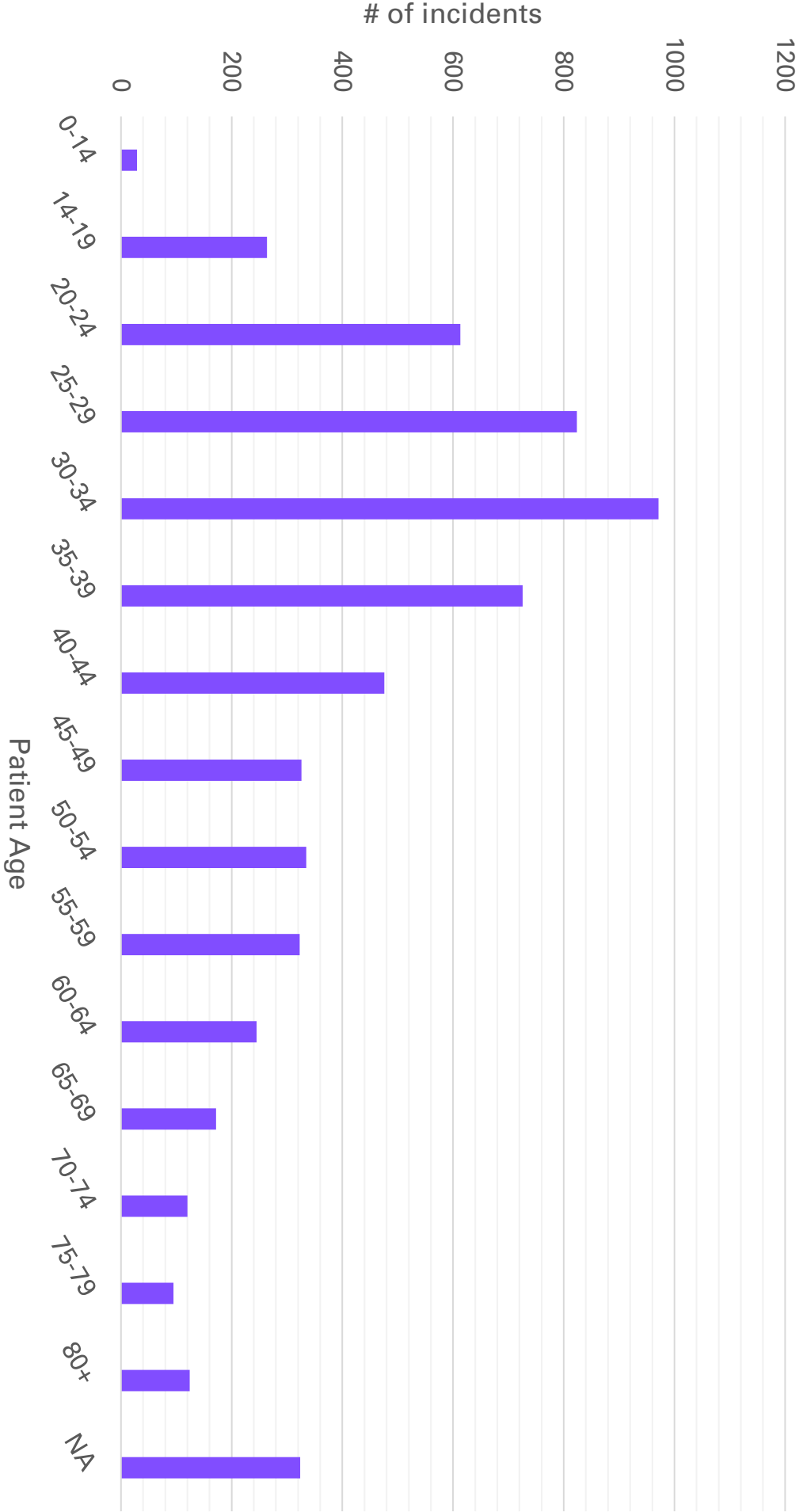
Opioid Overdose Incidents: 2018-Present



BACKGROUND

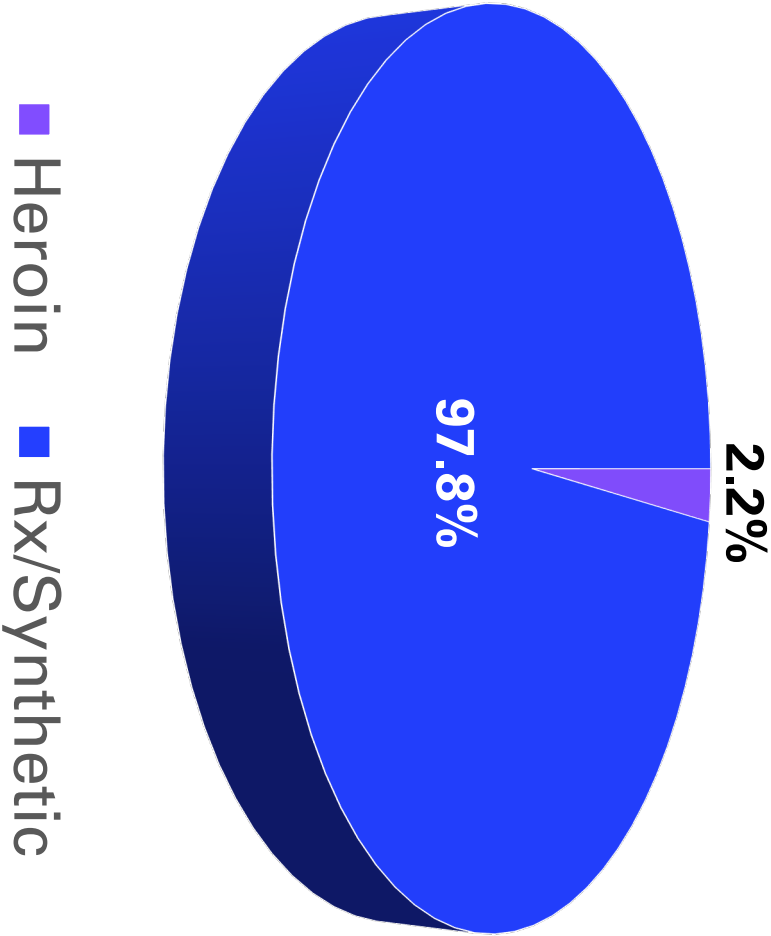
Opioid Overdose Incidents by Age

2018-present. Excludes unit incident dispositions no patient, canceled, etc.



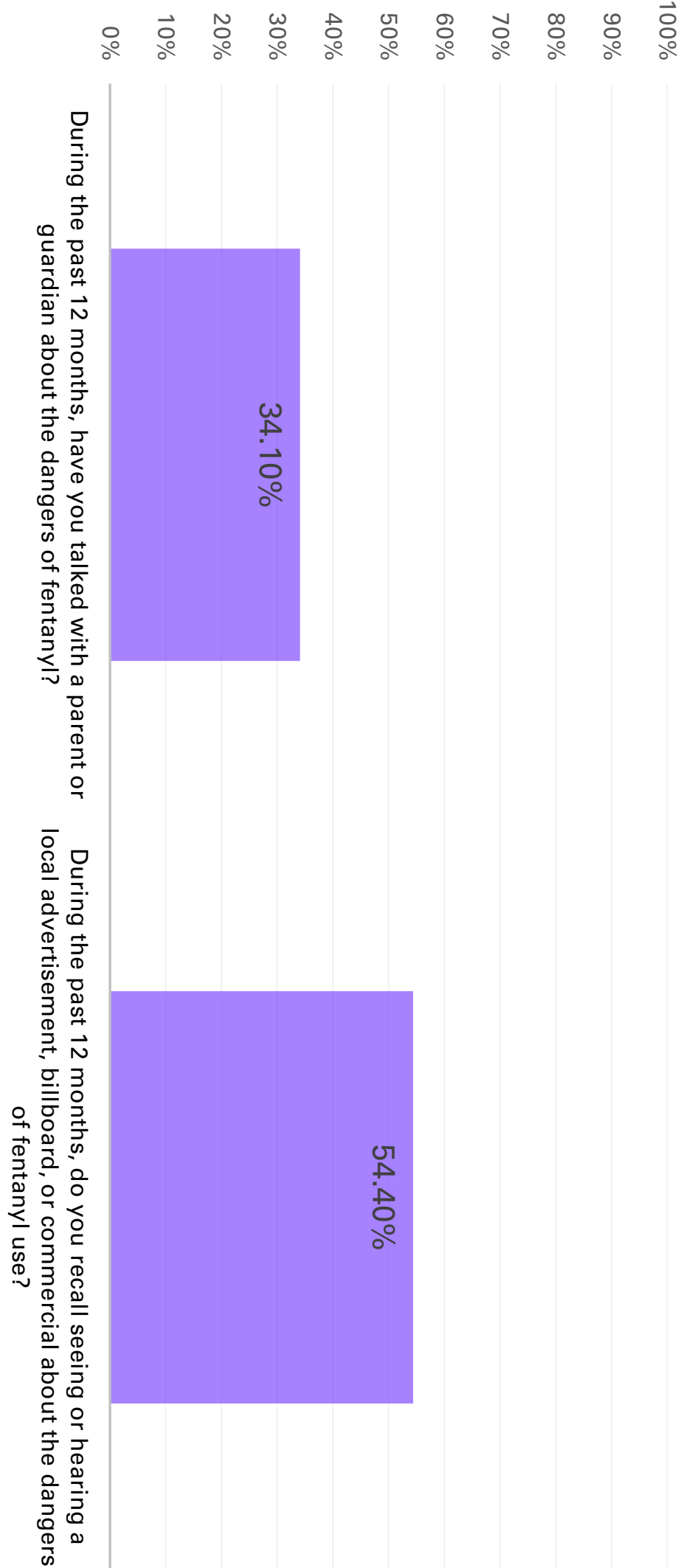
BACKGROUND

Drugs involved in opioid deaths in Maricopa County (Calendar Year 2024)



BACKGROUND

2024 Arizona Youth Survey- Fentanyl Awareness



ONE ARIZONA AGREEMENT

National Opioid Settlements

- \$50 billion across 10 settlements
- Funds distributed over 18 years

One Arizona Agreement

- Arizona share: \$1.12 billion over the next 16 years
- Maricopa County administers the County and City shares

City of Mesa

- Mesa share: 6.06% of Maricopa County allotment
- Mesa has received \$4.5M to date, anticipating receiving a total amount between \$17M-\$22M over the next 16 years

ONE ARIZONA AGREEMENT: CORE STRATEGIES



**PREVENTION AND
EDUCATION**



**EARLY INTERVENTION
AND TREATMENT**



**HARM REDUCTION
AND RESCUE**



**RECOVERY AND
RESILIENCY**

PREVENTION AND EDUCATION



Prevention education plays a vital role in deterring the early onset of substance use by promoting life skills and awareness about the risks associated with substance use.



The City of Mesa has allocated in funding in 2025 for Community Education and Outreach, including Youth Prevention and Education efforts



YOUTH EDUCATION PROGRAMS

Mesa
Prevention
Alliance

NotMyKid

Chicanos
Por La
Causa

Rise Up
Glendale

Tempe
Coalition



Discussion

STAFF RECOMMENDATION

PROPOSED 2025 FUNDING ALLOCATION

- Community Education and Outreach: \$1.0M
- Public Safety: \$1.0M
- Community Grant Program & Support: \$1.1M

SETTLEMENT SOURCES

Mesa has received settlement funds from the following opioid settlements/bankruptcies:

- Allergan
- CVS
- Distributer
- Janssen
- Mallinckrodt
- Teva
- Walgreens
- Walmart

Roundtable Share-outs

Hacktivate 2025

