FIXTURE TYPE 'B'

D-Series Size 1
LED Wall Luminaire

Buy American

Catalog Number
Notes
Type

d-series

Specifications
Luminaire

Width: 13-3/4" (34.9 cm)
Depth: 10" (25.4 cm)
Height: 6-3/8" (16.2 cm)
Weight: 12 lbs (5.4 kg)

Back Box (BBW, E20WC)

Width: 13-3/4" (34.9 cm)
Depth: 4" (10.2 cm)
Height: 6-3/8" (16.2 cm)
BBW Weight: 5 lbs (2.3 kg)
E20WC Weight: 10 lbs (4.8 kg)

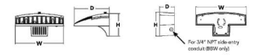

Introduction
The D-Series Wall luminaire is a stylish, fully integrated LED solution for building-mount applications. It features a sleek, modern design and is carefully engineered to provide long-lasting, energy-efficient lighting with a variety of optical and control options for customized performance.

With an expected service life of over 20 years of nighttime use and up to 74% in energy savings over comparable 250W metal halide luminaires, the D-Series Wall is a reliable, low-maintenance lighting solution that produces sites that are exceptionally illuminated.

Ordering Information
EXAMPLE: DSXW1 LED 20C 1000 40K T3M MVOLT DDBTXD

DSXW1 LED

Series	LEDs	Driver Current	Color temperature	Distribution	Voltage	Mounting
DSXW1 LED	10C 10 LEDs (one engine) 20C 20 LEDs (two engines)[1]	350 350 mA 530 530 mA 700 700 mA 1000 1000 mA (1.A)[2]	30K 3000 K 40K 4000 K 50K 5000 K AMBPC Amber (phosphor converted)	T1S Type I Short T2S Type II Short T2M Type II Medium T3S Type III Short T3M Type III Medium T4M Type IV Medium TFTM Forward Throw Medium T5VS Type V very short[3] T5S Type V short[3] T5M Type V medium[3] T5W Type V wide[3] BLC Backlight control[4] LCCO Left corner cutoff[4] RCCO Right corner cutoff[4]	MVOLT (120V-277V)[5,6] XVOLT (277V-480V)[5,6] 120[7] 208[7] 240[7] 277[7] 347[7,8] 480[7,8]	**Shipped included** (none) Surface mounting bracket BBW Surface mounting back box (for conduit entry)[9]

Mounting Options	Control Options	Other Options	Finish (required)
Shipped included PE Photoelectric cell, button type[4] DMG 0-10v dimming wires pulled outside fixture (for use with an external control, interest in options) PIR 180° motion/ambient light sensor, <15' mtg ht[10,11] PIR1FC3V Motion/ambient sensor, 8-15' mounting height, ambient sensor enabled at 3fc[10,11] PIRHFC3V Motion/ambient sensor, 15-30' mounting height, ambient sensor enabled at 3fc[10,11] E20WC Emergency battery backup (includes external component enclosure), CA title 20 compliant[10]	**Shipped installed** NLTAIR2 nLight AIR generation 2 enabled[10,11] PIRHN Network, high/low motion/ambient sensor[10] PER NEMA receptacle only (control ordered separately)[10] PER5 Five-pin receptacle only (control ordered separately)[10,12] PER7 Seven-pin receptacle only (lenses not included) (control ordered separately)[10,12] DMG 0-10V dimming extend out back of housing for external control (control ordered separately)[10]	**Shipped installed** PS Photocell, integral[4] SF Single fuse (120, 277, or 347V)[5,6] DF Double fuse (208, 240, or 480V)[5,6] HS House-side shield[1] SPD Separate surge protector[10]	DDBXD Dark bronze DBLXD Black DNAXD Natural aluminum DWHXD White DDBTXD Textured dark bronze DBLBXD Textured black DNATXD Textured natural aluminum DWHGXD Textured white DSSTXD Textured sandstone

Shipped separately[10]
BSW Bird-deterrent spikes
WG Vandal guard
DDL Diffused drop lens
DDE Dark bronze
DBL Black
DNA Natural aluminum
DWH White
DSS Sandstone
DDBTXD Textured dark bronze
DBLBXD Textured black
DNATXD Textured natural aluminum

Accessories
Ordered and shipped separately.

DSXW1CE House-side shield (one per light engine)
DSXW1DEFLT End-deterrent spikes
DSXW1WG Vandal guard accessory

NOTES
1 20C 1000 is not available with PIR, PIRH, PIR1FC3V or PIRH1FC3V.
2 MVOLT driver operates on any line voltage from 120-277V (50/60 Hz).
3 Single fuse (SF) requires 120, 277 or 347 voltage option. Double fuse (DF) requires 208, 240 or 480 voltage option.
4 Only available with 20C, 700mA or 1000mA. Not available with PIR or PIRH.
5 Contact factory for availability of fuses for field installed. Cannot be ordered as an accessory.
6 Photocontrol (PE) requires 120, 208, 240, 277 or 347 voltage option. Not available with motion/ambient light sensors (PIR or PIRH).
7 Reference Motion Sensor table on page 3.
8 Same as std ELCW, Cold weather (-30C) rated. Not compatible with conduit entry applications. Not available with BBW mounting option. Not available with Easing. Not available with any or also voltage options. Emergency components access in back box housing. Emergency house side lens needed for product page at www.lithonia.com
9 Not available with SPD.
10 Not available with E20WC.
11 Also available as a separate accessory; see Accessories information.
12 Not available with E20WC.

LITHONIA LIGHTING
COMMERCIAL OUTDOOR

One Lithonia Way • Conyers, Georgia 30012 • Phone: 1-800-705-SERV (7378) • www.lithonia.com
© 2013-2020 Acuity Brands Lighting, Inc. All rights reserved.

DSXW1 LED
Rev. 3/01/22

FIXTURE TYPE 'D'

D-Series Size 0
LED Area Luminaire

Buy American

Catalog Number
Notes
Type

d-series

Specifications

EPA: 0.95 ft² (.09 m²)
Length: 26" (66.0 cm)
Width: 13" (33.0 cm)
Height$_1$: 3" (7.6 cm)
Height$_2$: 7" (17.8 cm)
Weight (max): 16 lbs (7.25 kg)

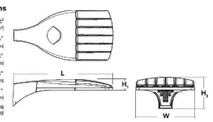

Introduction
The modern styling of the D-Series is striking yet unobtrusive - making a bold, progressive statement even as it blends seamlessly with its environment. The D-Series distills the benefits of the latest in LED technology into a high performance, high efficacy, long-life luminaire.

The outstanding photometric performance results in sites with excellent uniformity, greater pole spacing and lower power density. It is ideal for replacing up to 400W metal halide with typical energy savings of 70% and expected service life of over 100,000 hours.

Ordering Information
EXAMPLE: DSX0 LED P6 40K T3M MVOLT SPA NLTAIR2 PIRHN DDBXD

DSX0 LED

Series	LEDs	Color temperature	Distribution	Voltage	Mounting
DSX0 LED	**Forward optics** P1 P5 P2 P6 P3 P7[1] P4 **Rotated optics** P10[2] P12[2] P11[2] P13[2,3]	30K 3000 K 40K 4000 K 50K 5000 K	T1S Type I short T2S Type II short T2M Type II medium T3S Type III short T3M Type III medium T4M Type IV medium TFTM Forward throw medium T5VS Type V very short[4] T5S Type V short[4] T5M Type V medium[4] T5W Type V wide[4] BLC Backlight control[5] LCCO Left corner cutoff[5] RCCO Right corner cutoff[5]	MVOLT (120V-277V)[6,7,8] XVOLT (277V-480V)[6,7,8] 120[9] 208[9] 240[9] 277[9] 347[9] 480[9]	**Shipped included** SPA Square pole mounting RPA Round pole mounting[10] WBA Wall bracket[11] SPUMBA Square pole universal mounting adapter[12] RPUMBA Round pole universal mounting adapter[12] **Shipped separately** MA508 DDBXD U Arm arm mount replacement adapter (specify finish)[13]

Control options[14]	Other options	Finish (required)
Shipped installed NLTAIR2 nLight AIR generation 2 enabled[15,16] PIRHN Network, high/low motion/ambient sensor[16] PER NEMA receptacle only (control ordered separately)[16] PER5 Five-pin receptacle only (control ordered separately)[16,17] PER7 Seven-pin receptacle only (lenses not included) (control ordered separately)[16,17] DMG 0-10V dimming extend out back of housing for external control (control ordered separately)[16] **Shipped separately** BS Bird spikes[18] EGS External glare shield[18]	PIR High/low, motion/ambient sensor, 8-15' mounting height, ambient sensor enabled at 3fc[16,19] PIRH High/low, motion/ambient sensor, 15-30' mounting height, ambient sensor enabled at 3fc[16,19] PIR1FC3V High/low, motion/ambient sensor, 8-15' mounting height, ambient sensor enabled at 1fc[16,19] PIRH1FC3V High/low, motion/ambient sensor, 15-30' mounting height, ambient sensor enabled at 1fc[16,19] FAO Field adjustable output[20]	**Shipped installed** HS House-side shield[18] SF Single fuse (120, 277, 347V)[6] DF Double fuse (208, 240, 480V)[6] L90 Left oriented optics[5] R90 Right oriented optics[5] DDL Diffused drop lens[18] HA -40°C ambient operation[7] BAA Buy American Act Compliant **Shipped separately** BS Bird spikes[18] EGS External glare shield[18]	DDBXD Dark bronze DBLXD Black DNAXD Natural aluminum DWHXD White DDBTXD Textured dark bronze DBLBXD Textured black DNATXD Textured natural aluminum DWHGXD Textured white

LITHONIA LIGHTING
COMMERCIAL OUTDOOR

One Lithonia Way • Conyers, Georgia 30012 • Phone: 1-800-705-SERV (7378) • www.lithonia.com
© 2011-2021 Acuity Brands Lighting, Inc. All rights reserved.

DSX0 LED
Rev. 02/19/21

DESIGN CODES
IECC: 2018 NEC: 2017

ELECTRICAL CONTRACTOR SHALL NOTIFY DESIGNER/ENGINEER PRIOR TO ANY DEVIATION FROM THIS SET OF ELECTRICAL DESIGN PLANS. ANY CHANGES TO THE DESIGN, IF APPROVED BY ENGINEER, WILL REQUIRE REVISIONS TO PLANS AND POSSIBLE ADDITIONAL SERVICE FEE.

DALKE DESIGN GROUP
2039 E RICE DR., TEMPE
AZ, 85283
480-589-3793
VINCE@DALKEDESIGNGROUP.COM

BLUE SKY PEST CONTROL
5118 S 71ST ST
MESA, AZ 85212

NUMBER	REVISION	DATE

SEAL



EXPIRES: 12/31/2026

SHEET TITLE
SITE LIGHTING FIXTURE CUTSHEETS

ISSUE DATE	9/29/2025
DRAWN	BCR
CHECKED BY	VJD
PROJECT NUMBER	-

DRAWING NO.

E0.2

REV

NOTE:
IN LIEU OF DIMMING LIGHTING CONTROL PANEL, LIGHT FIXTURES ARE EQUIPPED WITH INTEGRAL PHOTOCELL/MOTION SENSOR. STEP DIM BY NO LESS THAN 30% WHEN NO MOTION IS DETECTED FOR MORE THAN 15 MINUTES. EXTERIOR LIGHTING TO COMPLY WITH IECC 2018 C405.2. EXTERIOR LIGHTING CONTROLS.

Schedule

Symbol	Label	QTY	Manufacturer	Catalog	Description	Number Lamps	Lamp Output	LLF	Input Power
	B2	7	Lithonia Lighting	DSXW1 LED 20C 700 40K T3M MVOLT/ MOUNTED AT 15'	DSXW1 LED WITH (2) 10 LED LIGHT ENGINES, TYPE T3M OPTIC, 4000K, @ 700mA.	1	5454	0.95	45.7
	G	1	Lithonia Lighting	DSXO LED P6 40K T4M MVOLT HS/ SSS 22.5' POLE ON 2.5' BASE	DSXO LED P6 40K T4M MVOLT with houseside shield	1	12128	0.95	134

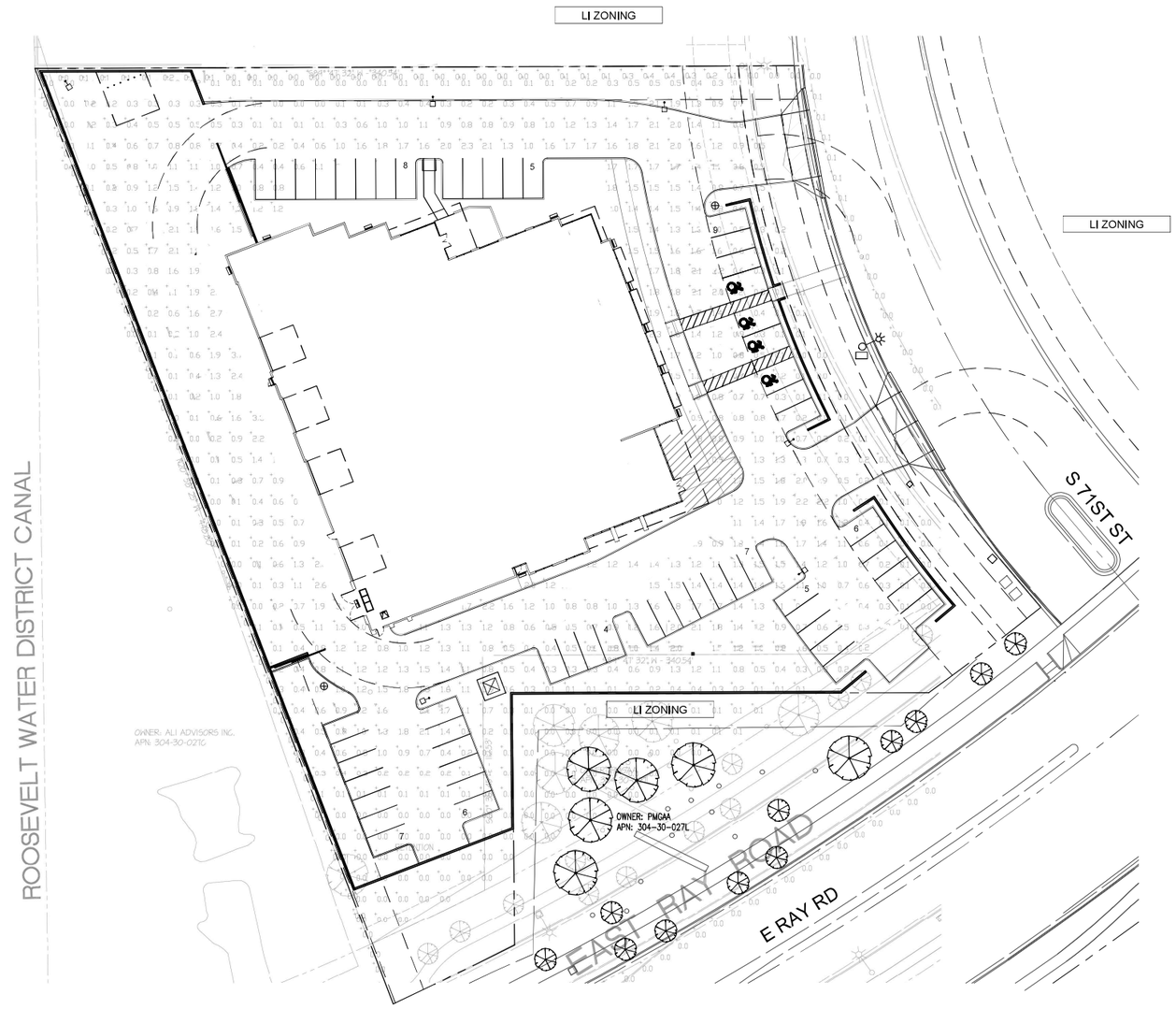

POST PHOTOMETRY STATISTICS						
DESCRIPTION	SYMBOL	AVG	MAX	MIN	MAX/MIN	AVG/MIN
PROP LINE @ 36" AFG	+	0.0 fc	0.4 fc	0.0 fc	N/A	N/A
FC ON SITE AT GRADE	+	0.9 fc	22.9 fc	0.0 fc	N/A	N/A

DESIGN CODES
IECC: 2018 NEC: 2017

ELECTRICAL CONTRACTOR SHALL NOTIFY DESIGNER/ENGINEER PRIOR TO ANY DEVIATION FROM THIS SET OF ELECTRICAL DESIGN PLANS. ANY CHANGES TO THE DESIGN, IF APPROVED BY ENGINEER, WILL REQUIRE REVISIONS TO PLANS AND POSSIBLE ADDITIONAL SERVICE FEE.

PRELIMINARY SITE ELECTRICAL PHOTMETRIC PLAN

SCALE: 1" = 30'-0"

N

0 15' 30' 60'

DALKE DESIGN GROUP

2039 E RICE DR., TEMPE
AZ, 85283
480-589-3793
VINCE@DALKEDESIGNGROUP.COM

THIS DRAWING AND ALL SUPPLEMENTS, IS THE PROPERTY OF DALKE DESIGN GROUP AND IS NOT REPRODUCABLE WITHOUT WRITTEN PERMISSION.

BLUE SKY PEST CONTROL

5118 S 71ST ST
MESA, AZ 85212

NUMBER	REVISION	DATE

SEAL

EXPIRES: 12/31/2026

SHEET TITLE
PRELIMINARY ELECTRICAL PHOTOMETRIC PLAN

ISSUE DATE	9/29/2025
DRAWN	BCR
CHECKED BY	VJD
PROJECT NUMBER	-

DRAWING NO.

E0.1

REV