

Annual Action Plan
2013-2014
City of Mesa, Arizona



March 2013



City of Mesa, Arizona

Fourth Program Year

PY 2013 Action Plan

SF 424

Date Submitted 05-15-2013	Applicant Identifier	Type of Submission	
Date Received by state	State Identifier	Application	Pre-application
Date Received by HUD	Federal Identifier	<input type="checkbox"/> Construction	<input type="checkbox"/> Construction
		<input checked="" type="checkbox"/> Non Construction	<input type="checkbox"/> Non Construction
Applicant Information			
City of Mesa, Arizona		040270	
P.O. Box 1466		Organizational DUNS #02-014-1404	
20 East Main Street Street Address Line 2		City of Mesa	
Mesa	Alabama	Housing and Community Development	
ZIP	Country U.S.A.	Housing and Revitalization Division	
Employer Identification Number (EIN):		County: Maricopa	
##-#####		Program Year Start Date (MM/DD)	
Applicant Type:		Specify Other Type if necessary:	
Local Government: Township		Specify Other Type	
Program Funding		U.S. Department of Housing and Urban Development	
Catalogue of Federal Domestic Assistance Numbers; Descriptive Title of Applicant Project(s); Areas Affected by Project(s) (cities, Counties, localities etc.); Estimated Funding			
Community Development Block Grant		14.218 Entitlement Grant	
CDBG Project Titles CDBG various inter-related housing and community development activities to be undertaken with entitlement funds that benefit low income households, areas and/or eliminate slum and blight.		Description of Areas Affected by CDBG Project(s) Areas within the corporate limits of the City of Mesa including any county islands.	
CDBG Grant Amount	\$Additional HUD Grant(s) Leveraged	Describe	
\$3,176,330			
Additional Federal Funds Leveraged		\$Additional State Funds Leveraged	
Locally Leveraged Funds \$1,750,000		\$Grantee Funds Leveraged	
Anticipated Program Income \$50,000		Other (Describe)	
Total Funds Leveraged for CDBG-based Project(s) \$815,435			
Home Investment Partnerships Program		14.239 HOME	
HOME Project Titles Single Family Housing Acquisition and Clearance, Multi-Family New Construction, First Time Homebuyer Assistance, Multi-Family Acquisition and Rehabilitation, Tenant Based Rental Assistance, Rental Rehabilitation, CHDO Operations and Administration.		Description of Areas Affected by HOME Project(s) Areas within the corporate limits of the City of Mesa including any county islands.	

HOME Grant Amount \$943,082	\$Additional HUD Grant(s) Leveraged	Describe
\$Additional Federal Funds Leveraged		\$Additional State Funds Leveraged
\$Locally Leveraged Funds		\$Grantee Funds Leveraged
\$Anticipated Program Income		Other (Describe)
Total Funds Leveraged for HOME-based Project(s)		

Housing Opportunities for People with AIDS		14.241 HOPWA
HOPWA Project Titles		Description of Areas Affected by HOPWA Project(s)
\$HOPWA Grant Amount	\$Additional HUD Grant(s) Leveraged	Describe
\$Additional Federal Funds Leveraged		\$Additional State Funds Leveraged
\$Locally Leveraged Funds		\$Grantee Funds Leveraged
\$Anticipated Program Income		Other (Describe)
Total Funds Leveraged for HOPWA-based Project(s)		

Emergency Shelter Grants Program		14.231 ESG
ESG Project Titles Emergency shelter grant assistance for homeless individuals and families within Mesa.		Description of Areas Affected by ESG Project(s) Areas within the corporate limits of the City of Mesa including any county islands.
ESG Grant Amount \$268,926	\$Additional HUD Grant(s) Leveraged	Describe
\$Additional Federal Funds Leveraged		\$Additional State Funds Leveraged
Locally Leveraged Funds \$1,375,000		\$Grantee Funds Leveraged
\$Anticipated Program Income		Other (Describe)
Total Funds Leveraged for ESG-based Project(s) \$1,375,000		

Congressional Districts of:		Is application subject to review by state Executive Order 12372 Process?	
Applicant Districts 5,6	Project Districts 5,6	<input type="checkbox"/> Yes	This application was made available to the state EO 12372 process for review on DATE
Is the applicant delinquent on any federal debt? If "Yes" please include an additional document explaining the situation.		<input checked="" type="checkbox"/> No	Program is not covered by EO 12372
<input type="checkbox"/> Yes	<input checked="" type="checkbox"/> No	<input checked="" type="checkbox"/> N/A	Program has not been selected by the state for review

Person to be contacted regarding this application		
Tammy		Albright Last Name
Housing and Title	480-644-4546	Fax
eMail	www.mesaaz.gov Grantee Website	Other Contact: Rob Schweitzer 480-644-3024
Signature of Authorized Representative Christopher J. Brady, City Manager		Date Signed



City of Mesa
Annual Action Plan FY 2013/14
TABLE OF CONTENTS

PROCESS	#
AP-05 EXECUTIVE SUMMARY	1
PR-05 LEAD & RESPONSIBLE AGENCIES	6
AP-10 CONSULTATION	8
AP-12 PARTICIPATION	10
STRATEGIC PLAN	#
SP-10 GEOGRAPHIC PRIORITIES	#
SP-25 PRIORITY NEEDS	#
SP-45 GOALS	#
ANNUAL ACTION PLAN	#
AP-15 EXPECTED RESOURCES	11
AP-20 ANNUAL GOALS AND OBJECTIVES	15
AP-35 PROJECTS	17
AP-50 GEOGRAPHIC DISTRIBUTION	18
AP-55 AFFORDABLE HOUSING	20
AP-60 PUBLIC HOUSING	24
AP-65 HOMELESS AND OTHER SPECIAL NEEDS ACTIVITIES	26
AP-75 BARRIERS TO AFFORDABLE HOUSING	29
AP-85 OTHER ACTIONS	30
AP-90 PROGRAM SPECIFIC REQUIREMENTS	36
ATTACHMENTS	#

Executive Summary

ES-05 Executive Summary

1. Introduction

In September 2008, the City of Mesa initiated the development of the FY 2010-14 Consolidated Plan, the strategic planning document that provides the framework for targeting critical but limited federal resources to the highest priority needs. The City set a high value on citizen participation and their input was vital to the development to plan. This Annual Action Plan describes specific plans and goals for the City of Mesa's HUD formula grant programs: Community Development Block Grant (CDBG), Emergency Solutions Grant (ESG), and HOME Investments Partnerships Program (HOME) funds during the upcoming plan year from July 1, 2013 through June 30, 2014.

The City of Mesa entitlement funds are available to meet the housing and community development needs of low- and moderate- income families. These federal programs are targeted to low- and moderate-income persons and the neighborhoods where they live in addition to the activities which aid in the prevention or elimination of slums and blight.

The mission of the City of Mesa is to render priority affordable housing, homeless and supportive housing programs for the community in an expeditious and cost-effective manner. Another mission is also to preserve and revitalize neighborhoods to enhance the quality of life for Mesa residents. the final mission is to address priority community public services, community development and economic development and redevelopment needs within applicable local, state and federal statutes and regulations.

The Housing and Revitalization Division of the Housing and Community Development Department administers the CDBG, HOME, ESG, NSP programs, the Housing Rehabilitation program, Housing Choice Voucher (HCV) program, as well as the Office of Human Services. In 2008, the City's Office of Economic Development applied to HUD for a Section 108 Loan Guarantee Fund for the purposes of furthering economic development in targeted areas. The application has been approved by the Department of Housing and Urban Development.

In addition, the City of Mesa received funding for the Neighborhood Stabilization Program 3 (NSP 3) as part of the Federal governments' efforts to address the housing crisis and stimulate economic recovery. The Dodd-Frank Wall Street Reform and Consumer Protection Act of 2010 provided \$1 billion for the Neighborhood Stabilization Program (NSP 3) that was originally established under the Housing and Economic Recovery Act (HERA) of 2008. NSP 3 provides funding to acquire and rehabilitate rental or

owner-occupied properties that have been abandoned or foreclosed upon. The rehabilitated housing is to benefit renters and homeowners who are at 120% or less of area median income.

2. Summary of the objectives and outcomes identified in the Plan Needs Assessment Overview

Objectives. The City of Mesa has set an ambitious array of objectives for the use of its federal entitlement grant resources. The City of Mesa strives to allocate these and other state and local funds in order to maximize assistance for its low and moderate income resident households through:

- Housing rehabilitation activities, including accessibility improvements;
- Assisting homeless adults and families including those with disabilities and other special needs through emergency shelter, transitional housing, affordable supportive housing;
- Funding public facilities improvements to protect and sustain the infrastructure critical to community services;
- Investing in Economic Development activities that support businesses that create jobs for low and moderate income residents;

The City of Mesa has long placed a high priority on affordable housing and community services because they reflect important community values. The City invests General Fund into related programs to support the federal funding it receives for these activities. The City is committed to maintaining high quality programs for those in need but faces significant challenges in the wake of year after year reductions in federal funds available, particularly at a time when General Fund revenues are not increasing.

At the same time, ESG, HOME, Consolidated Plan, and Annual Action Plan requirements have substantially increased. Cuts on this scale combined with an increased administrative burden impact the City's ability to address all of the identified needs.

The City of Mesa will address the following long-range strategies in PY 2013 through CDBG and HOME funded projects and/or other actions:

- Develop and improve public facilities to benefit income qualifying neighborhoods and income qualified special needs populations.
- Improve the infrastructure of income qualified areas to ensure the health and safety of communities, and to increase neighborhood pride and viability.
- Provide limited public services that ensure the health and welfare of income qualified people

3. Evaluation of past performance

The Consolidated Plan regulations [24 CFR Part 91.200 (c)] require the executive summary to include an evaluation of past performance. The following is an evaluation of the past performance through year 3. In the FY 2010 to FY 2014 Consolidated Plan the City of Mesa specified goals around housing and community development activities. In the FY2010 to FY 2014 Consolidated Plan, Mesa specified XX goals around housing and community development activities, XX of which were not supported by actual production targets. Of the XX supported by production targets, XX were specific to housing including homelessness, affordable rental housing, special needs housing and affordable homeownership. The other XX were specific to community development [public facilities, infrastructure, public services and economic development. XX housing goals with production targets, XX exceeded projections and XX housing goals did not have specific production targets for Year XX of the Consolidated Plan. The XX goals for which the County did not meet projections were in the area of affordable homeownership and homelessness. For affordable homeownership, XX units in total were projected; XX units were completed. Currently, XX additional homes have been constructed and will be sold shortly in order to meet the overall goal's intent on leverage and production of owner-occupied units for the current program year. In addition, XX homes were projected for Mesa's housing rehabilitation program but only XX homes were completed in the program year. In the area of homelessness, XX persons would receive shelter, prevention and housing in the ESG program. XX persons received such services.

Of the XX community development goals with production targets, XX did not have specific production targets for Year XX of the Consolidated Plan. Of those that did not meet projections, XX were in the area of *-develop or improve a variety of public facilities to benefit* income-qualified special needs populations and two were in the area of *improve the* infrastructure of income-qualified areas to ensure the health and safety of communities, and increase neighborhood pride and viability XX public facilities were proposed for Year XX were completed by the end of Year XX with XX still underway. Original projections in the priority need areas of centers for persons with disabilities realized. For infrastructure projects, the goal was to assist XX persons through completed infrastructure projects. In Year XX, XX persons were served in Mesa at the XX completed projects with an additional XX persons to be served by the "underway" projects in Mesa. For public services, the overall goal of services to XX persons was met as Mesa served XX persons in Year XX (includes ESG), even though XX of the XX goals were not met for Year 1. For economic development in the City of Mesa, the goal to support commercial revitalization resulting in employment was/ not met. The following paragraphs provide numerical accomplishment data for PY 2011.

4. Summary of citizen participation process and consultation process

The City uses a competitive proposal process to determine a balanced range of eligible CDBG activities to commence the following fiscal year. For the CDBG, HOME, and ESG programs, the Housing and

Community Development Advisory Board and the Economic Development Advisory Board evaluate and rate the applicant's presentation of their funding proposal(s) and staff conducts a technical evaluation (rating) of each project. Both rating scores are combined and staff then makes funding recommendations to the City's Community and Cultural Development Committee based on the total rated score for each proposal. The Community and Cultural Development Committee evaluate the staff recommendations and, in turn, make funding recommendations to the full City Council. In general, the Committee concurred with most of the staff funding recommendations; they continue to support the allocation methodology for the HOME program. The city will continue with the open application process for the HOME program where interested non-profit agencies can apply for funding throughout the year as projects become available. The Committee as well as Council feels strongly that the flexibility this provides meets the needs of the community.

Both the city's general fund contributions and those from the community at-large through the A Better Community Program (ABC), the Housing and Community Development Advisory Board reviews, rates, and recommends funding from these sources (Human Services funding) to the Community and Cultural Development Committee, which in turn, makes final recommendations to the City Council. On February 28, 2013 Mesa's City Council approved the Committee's recommended FY 2013/2014 CDBG, HOME, ESG, and Human Services activities for inclusion in this Annual Action Plan. The City's Section 108 Loan program will consider specific loan applications designed to meet the economic development objectives set forth in the Five Year Consolidated Plan.

A major source of input for the fiscal year 2013/2014 Annual Plan was obtained from public forums. Housing and Revitalization staff coordinated public hearings at meetings of the Housing and Community Development Advisory Board on January 9 and 10, 2013 (Public Hearing #1, Parts 2 & 3), Economic Development Advisory Board on January 8, 2013 (Public Hearing #1, Part 1) and at the April 4, 2013 meeting of the Housing and Community Development Advisory Board (Public Hearing #2). The City Council is scheduled to approve the Plan on April 15, 2013.

Notices of meetings and public hearings were published in advance in the local newspaper as required, were publicly posted, and were mailed to applicants and other interested persons. A summary of projects proposed for funding in FY 2013/14 was published and distributed for comment.

Information on the federal programs is also posted on the City's Web site as well as a request for comments on the proposed Annual Plan. As part of the federal CDBG/HOME/ESG application process the City held two public hearings, the thirty-day public comment period was from March 10 to April 11, 2013 for the next fiscal year's Annual Plan. Comments made during public hearings on the 2013/14 Annual Action Plan as well as written comments on proposed projects are included in the final Plan submitted to HUD. Copies of all public notices, public hearings, and meetings for the federal CDBG/HOME/ESG and local Human Services/ABC application process may be found as an attachment to the final submitted Plan.

5. Summary of public comments

See attached the public comments received during the FY 13/14 funding process.

6. Summary of comments or views not accepted and the reasons for not accepting them

N/A

7. Summary

Insert Summary

PR-05 Lead & Responsible Agencies

1. Agency/entity responsible for preparing/administering the Consolidated Plan

The following are the agencies/entities responsible for preparing the Consolidated Plan and those responsible for administration of each grant program and funding source.

Agency Role	Name	Department/Agency
Lead Agency	City of Mesa	Housing and Community Development

Table 1 – Responsible Agencies

Narrative

The programs covered by the Action Plan include:

Community Development Block Grant (CDBG) Program.

The City of Mesa receives CDBG funds which can be used for activities such as housing, public services, community facilities, public improvements, economic development and community revitalization.

HOME Investment Partnerships (HOME) Program.

The HOME program is authorized under Title II of the National Affordable Housing Act for the purposes of 1) Expanding the supply of affordable housing for low- and very low-income families with an emphasis on rental housing; 2) Building state and local nonprofit capacity to carry out affordable housing programs; and 3) Providing coordinated assistance to participants in development of affordable low-income housing.

Emergency Solutions Grant (ESG) Program.

ESG funds will be used as allowed in the HEARTH Act including emergency shelter, essential services related to street outreach, provision of rental assistance to provide short and medium term housing to homeless individuals or families or those at risk of homelessness, housing relocation and/or stabilization services, Homeless Management Information System and Administration.

Consolidated Plan Public Contact Information

Housing and Community Development

P.O. Box 146

Mesa, AZ 85211-1466

Phone: (480) 644-3536

Fax: (480) 644-4842

711 (AZ Relay TDD)

AP-10 Consultation

1. Introduction

Summary of the jurisdiction's activities to enhance coordination between public and assisted housing providers and private and governmental health, mental health and service agencies

As part of its strategy to assist the homeless population, the city staff and elected officials are participants in a regional Continuum of Care plan that encompasses the City of Mesa, City of Phoenix, Maricopa County and all jurisdictions as well as unincorporated areas within the County. This process is led by the Maricopa Association of Governments (MAG). Development of the Continuum of Care plan requires coordination between the participating entities in providing services for the homeless and in recognizing the gaps in service. The city assists in developing and supports local applications for HUD Super NOFA funding for homeless and special needs populations.

Describe coordination with the Continuum(s) of Care that serves the jurisdiction's area in determining how to allocate ESG funds, develop performance standards for and evaluate outcomes of projects and activities assisted by ESG funds, and develop funding, policies and procedures for the operation and administration of HMIS

Insert narrative.

Describe consultation with the Continuum(s) of Care that serves the State in determining how to allocate ESG funds, develop performance standards for and evaluate outcomes of projects and activities assisted by ESG funds, and develop funding, policies and procedures for the operation and administration of HMIS

2. Agencies, groups, organizations and others who participated in the process and consultations

Agency/Group/Organization	Agency/Group/Organization Type	What section of the Plan was addressed by Consultation?
Maricopa County Human Services	Other government - County	Homelessness Strategy

Table 2 – Agencies, groups, organizations who participated

How was the Agency/Group/Organization consulted and what are the anticipated outcomes of the consultation or areas for improved coordination

Identify any Agency Types not consulted and provide rationale for not consulting

N/A

Other local/regional/state/federal planning efforts considered when preparing the Plan

Name of Plan	Lead Organization	How do the goals of your Strategic Plan overlap with the goals of each plan?
Continuum of Care	Maricopa County Continuum of Care	?

Table 3 – Other local / regional / federal planning efforts

Narrative

AP-12 Participation

1. Summary of citizen participation process/Efforts made to broaden citizen participation
Summarize citizen participation process and how it impacted goal-setting

Citizen Participation Outreach

Mode of Outreach	Target of Outreach	Summary of response/attendance	Summary of comments received	Summary of comments not accepted and reasons	URL (If applicable)
Public Meeting	Non-targeted/broad community	Insert Summary	Insert Comments	N/A	http://www.mesaaz.gov/housing/

Table 4 – Citizen Participation Outreach

Expected Resources

AP-15 Expected Resources

Introduction

The following federal resources are expected to be available in the City of Mesa during FY 2013/2014:

Anticipated Resources

Program	Source of Funds	Uses of Funds	Expected Amount Available Year 4				Expected Amount Available Reminder of ConPlan \$	Narrative Description
			Annual Allocation: \$	Program Income: \$	Prior Year Resources: \$	Total: \$		
CDBG	public - federal	Acquisition Admin and Planning Economic Development Housing Public Improvements Public Services	3,176,330	0	1,266,955	4,443,285	0	
HOME	public - federal	Acquisition Homebuyer assistance Homeowner rehab Multifamily rental new construction Multifamily rental rehab New construction for ownership	944,491	0	710,158	1,654,649	0	

Program	Source of Funds	Uses of Funds	Expected Amount Available Year 4				Expected Amount Available Reminder of ConPlan \$	Narrative Description
			Annual Allocation: \$	Program Income: \$	Prior Year Resources: \$	Total: \$		
		TBRA						
ESG	public - federal	Conversion and rehab for transitional housing Financial Assistance Overnight shelter Rapid re-housing (rental assistance) Rental Assistance Services Transitional housing	268,926	0	162,047	430,973	0	
Competitive McKinney-Vento Homeless Assistance Act	public - federal	Conversion and rehab for transitional housing Services Transitional housing	1,306,912	0	0	1,306,912	0	
Continuum of Care	public - federal	Overnight shelter Transitional housing	418,740	0	0	418,740	0	
General Fund	public - local	Admin and Planning Public Services	620,950	0	0	620,950	0	
HUD-VASH	public - federal	Housing	?	0	0	?	0	
LIHTC	public - federal	Acquisition Multifamily rental new construction	?	0	0	?	0	

Program	Source of Funds	Uses of Funds	Expected Amount Available Year 4				Expected Amount Available Reminder of ConPlan \$	Narrative Description
			Annual Allocation: \$	Program Income: \$	Prior Year Resources: \$	Total: \$		
Section 108	public - federal	Economic Development	17,500,000	0	0	17,500,000	0	
Shelter Plus Care	public - federal	Rental Assistance	?	0	0	0	0	

Table 1 - Expected Resources – Priority Table

Explain how federal funds will leverage those additional resources (private, state and local funds), including a description of how matching requirements will be satisfied

Multiple sources of financing must be combined with federal grant funds to address the needs of the community. As a result of both federal mandate and local policy, each of the City’s entitlement programs require or encourage some level of “match” or “leveraging” -financing from other sources in addition to the requested entitlement funds. For instance, locally adopted policies for the HOME program require that 25% of the project cost be accounted for by matching funds. In addition, the CDBG funding process awards a higher point value to project proposals that will leverage significant additional resources. Under the ESG program, there must be a dollar-for-dollar match from other public and private sources. Historically, the CDBG and HOME entitlement programs have been utilized in tandem with a broad variety of funding sources to support community development and housing activities, often to attract other public and private investments. Many of these resources are competitive, or are available under limited circumstances; therefore, dollar amounts cannot be predicted overall. However, based on information contained in current project applications, the City has compiled a detailed summary of resources expected to be leveraged by the projects proposed for CDBG, HOME and ESG funding in PY 2013 (see Activity Matrix Table XX). Altogether, \$XX million in CDBG, HOME, and ESG project dollars will leverage another \$ XX million in public and private resources for a leveraging ratio of XX:XX resulting in a total community investment of just under \$XX million. XX City CDBG projects will attract a total of \$XX million in additional public and private investment, while XX HOME-assisted development activities (not including CHDO operating grant activities) will leverage another \$XX million. \$XX million in private, and other resources, and cash and in-kind donations, are expected to be leveraged making up XX% percent of all resources going to assisted projects. Aside from the federal entitlement funds, HOME match is projected at \$XX which is XX% of the HOME funding awarded, exceeding the 25% HOME

requirement (based on potential drawdown ratios). The match comes from a variety of sources and an additional resource for housing and community development projects is program income.

If appropriate, describe publically owned land or property located within the jurisdiction that may be used to address the needs identified in the plan

?

Discussion

Annual Goals and Objectives

AP-20 Annual Goals and Objectives

Goals Summary Information

Goal Name	Start Year	End Year	Category	Geographic Area	Needs Addressed	Funding	Goal Outcome Indicator

Table 2 – Goals Summary

Estimate the number of extremely low-income, low-income, and moderate-income families to whom the jurisdiction will provide affordable housing as defined by HOME 91.215(b)

Projects

AP-38 Project Summary

Project Summary Information

Project Name	Target Area	Goals Supported	Needs Addressed	Funding
FY 2013-14 CDBG- Administration	CDBG			CDBG: \$3,176,330 HOME: \$944,491 ESG: \$268,926
FY 2013-14 CDBG- Public Services				:
FY 2013-14 CDBG- Housing				:
FY 2013-14 CDBG- Code Enforcement				:
FY 2013-14 CDBG- Public Facilities				:
FY 2013-14 CDBG- Economic Development				:
ESG13 City of Mesa				:
FY 2013-14 HOME- Administration				:
FY 2013-14 HOME- ARM Save The Family				:

Table 3 – Project Summary

AP-35 Projects

Introduction

See project worksheets in attachment X

The following is a detailed listing by activity, funding source, funding amount, and dollars leveraged (from non-federal sources) of the activities the City is undertaking in the next fiscal year. The majority of the activities undertaken will be located in the designated CDBG Target Area.

#	Project Name
1	FY 2013-14 CDBG- Administration
2	FY 2013-14 CDBG- Public Services
3	FY 2013-14 CDBG- Housing
4	FY 2013-14 CDBG- Code Enforcement
5	FY 2013-14 CDBG- Public Facilities
6	FY 2013-14 CDBG- Economic Development
7	ESG13 City of Mesa
8	FY 2013-14 HOME- Administration
9	FY 2013-14 HOME- ARM Save The Family

Table 4 – Project Information

Describe the reasons for allocation priorities and any obstacles to addressing underserved needs

For non-housing projects, many area benefit activities will be located in the designated CDBG Target Area. The Target Area includes the area generally bound by Gilbert Road on the east, the City limits on the west, Brown Road on the north, and Southern Avenue on the south . The designated Target Area is the oldest section of the City and contains the original square mile known as Town Center. This area has the oldest housing stock, lowest income households, and greatest concentration of minorities. In addition, activities to address, prevent, or eliminate slum and blight will be undertaken in City of Mesa Redevelopment Areas established pursuant to ARS 36-1471 and refer to map (attachment X) of the adopted City of Mesa Redevelopment Area.

AP-50 Geographic Distribution

Description of the geographic areas of the entitlement (including areas of low-income and minority concentration) where assistance will be directed

The City of Mesa was founded in 1878 and incorporated July 15, 1883 with an approximate population of 300 and an area of one square mile (Town Center). The Maricopa Association of Governments estimates the City of Mesa's population in 2012 at 439,041 with a large land area that is 137 square miles in size.

See attachment X

Geographic Distribution

Target Area	Percentage of Funds
CDBG	?
MESA EAST VALLEY 2004	?

Table 5 - Geographic Distribution

Fiscal year 2013/2014 CDBG activities located in the Target Area include:

- Code Enforcement
- Slum and Blight such as demolition and hazardous abatement of dangerous and dilapidated structures
- Economic Development such as counseling, technical assistance, and small business assistance
- Housing Needs such as accessibility modifications, minor and emergency rehabilitations
- Public Services such as the Family Supportive Services Program, and shelter services for homeless men

Projects outside the Target Area will be located in census tracts primarily occupied by low- and moderate-income individuals and will provide an area benefit or serve special needs populations such as the elderly or disabled. Other low- and moderate-income area activities include code enforcement and commercial revitalization. 100% of the funded projects will be located within CDBG eligible census tracts.

Rationale for the priorities for allocating investments geographically

The Community Development Block Grant (CDBG) and the majority of the Emergency Solutions Grant (ESG) funds are invested in the neighborhoods around the original Town Center in west central Mesa to approximately Gilbert Road and along the Main Street east-west corridor, which comprise the majority

of the City's low-moderate income census tracts. Housing funds for both the CDBG and HOME programs are distributed throughout the City. However, the older parts of the City generally receive the most investment in housing rehabilitation from these programs.

Discussion

For non-housing projects, many area benefit activities will be located in the designated CDBG Target Area. The Target Area includes the area generally bound by Gilbert Road on the east, the City limits on the west, Brown Road on the north, and Southern Avenue on the south. The attached Target Area map details this area. The designated Target Area is the oldest section of the City and contains the original square mile known as Town Center. This area has the oldest housing stock, lowest income households, and greatest concentration of minorities. In addition, activities to address, prevent, or eliminate slum and blight will be undertaken in City of Mesa Redevelopment Areas established pursuant to ARS 36-1471 and refer to map of the adopted City of Mesa Redevelopment Area.


Affordable Housing

AP-55 Affordable Housing

It is Mesa's goal to:

- **Increase the quality of owner-occupied housing** by offering housing rehabilitation assistance to low- and moderate-income homeowners.
- **Improve the habitability of owner-occupied housing** with emergency repair assistance.
- **Increase the availability of owner-occupied housing** through down payment assistance to low- and moderate-income first-time homebuyers.
- **Preserve the supply of affordable rental housing** by providing assistance with acquisition and rehabilitation.
- **Preserve existing rental assistance in the private sector rental market** through administration of the Housing Choice Voucher program.
- **Expand rental assistance to people in need** by applying to HUD for additional rental assistance if it becomes available.

**CITY OF MESA - Table 2A-2
PRIORITY HOUSING NEEDS/INVESTMENT PLAN GOALS 3/**

 Crystal+Company PRIORITY NEED	5-YR. GOAL PLAN/ACT	YEAR 1 GOAL PLAN/ACT	YEAR 2 GOAL PLAN/ACT	YEAR 3 GOAL PLAN/ACT	YEAR 4 GOAL PLAN/ACT	YEAR 5 GOAL PLAN/ACT
Renters						
0 - 30% of MFI 4/	5,760	1,152	1,152	1,152	1,152	1,152
31 - 50% MFI 4/	1,920	384	384	384	384	384
51 - 80% MFI	0	0	0	0	0	0
Owners						
0 - 30% of MFI 1/	234	47	47	47	47	47
31 - 50% MFI 1/	546	109	109	109	109	109
51 - 80% MFI 2/	92	18	18	18	18	18
Homeless						
Individuals	3,353	671	671	671	671	671
Families	2,553	511	511	511	511	511
Non-Homeless Special Needs						
Elderly	350	70	70	70	70	70
Frail Elderly	125	25	25	25	25	25
Severe Mental Illness	40	8	8	8	8	8
Physical Disability	10	2	2	2	2	2
Developmental Disability	40	8	8	8	8	8
Alcohol/Drug Abuse	75	15	15	15	15	15
HIV/AIDS	25	5	5	5	5	5
Victims of Domestic Violence	40	8	8	8	8	8
Total	705	141	141	141	141	141
Total Section 215						
215 Renter	7,680	1,536	1,536	1,536	1,536	1,536
215 Owner	872	174	174	174	174	174

1/ 30% of total homeowner rehab goals from Table 2A-3 attributed to 0-30% MFI, with the balance for 31-50% MFI.

2/ All of homebuyer support from Table 2A-3 earmarked to 51 to 80% MFI.

3/ Excludes stimulus resources.

4/ Assignment of section 8 vouchers resources to income category.

Discussion

National Objective met by <i>Providing decent housing</i>				
Desired outcome: <i>An increase in the number of quality affordable units.</i>				
Need to be addressed/from the Needs Assessment	Goal to address high priority needs	Activity	Unit of measure (Completed housing units)	Anticipated fund sources
Single-family housing rehabilitation	Increase the quality of owner-occupied housing by providing	Housing rehabilitation assistance to low and moderate income households	?	CDBG
Homebuyer Assistance	Increase the availability of affordable owner housing by providing	Acquisition and rehabilitation of affordable units to low and moderate income households	?	HOME
Acquisition and rehabilitation of rental housing	Preserve the supply of affordable rental housing by providing	Acquisition and rehabilitation assistance to house low and moderate income households	?	HOME

Elected officials as well as staff in Mesa will continue to actively participate on the regional Continuum of Care and Affordable Housing committees.

All contracts entered into by the City of Mesa with persons, entities, public and private, to facilitate the activities of the City to provide affordable housing under the HOME program or other Federal Housing laws, ensure inclusion, to the maximum extent possible, of minority and women, and entities owned by minorities and women, real estate firms, construction firms, and providers of legal services.

Resources made available to the City of Mesa will be used in the following manner. The City's Housing and Community Development Department administers the Housing Choice Voucher program and a housing rehabilitation program for low- and moderate-income homeowners and small rental complexes. In Mesa, the wait for Housing Choice Voucher rental assistance can be from one to three years. The City will support efforts to obtain additional Housing Choice Vouchers if the opportunity becomes available.

The Department also administers the Tenant Based Rental Assistance (TBRA) program. The program targets persons in need of permanent housing by providing a rental and/or utility security deposit. The program can work in coordination with the Housing Choice Voucher program to expedite families and individuals into permanent housing.

The City of Mesa believes in providing a Continuum of Care for housing and incorporates that philosophy in determining which activities are to be funded through its federal and local programs. Program dollars for affordable housing are directed to city departments or other organizations that offer housing and related supportive services to low-income people including the homeless and special needs population.

AP-60 Public Housing

Introduction

The City of Mesa does not own or operate any HUD public housing units at this time within its corporate limits so this question is not applicable to the community. For informational purposes, the Mesa Housing Authority administers the Housing Choice Voucher program. The Resident Advisory Board (RAB) represents Housing Choice Voucher participants regarding the Annual PHA Plan, the 5-Year Plan, the Administrative Plan and the opportunity to serve on the Governing Board and take part in decisions related to the administration, operation, and management of the Housing Choice Voucher tenant-based assistance program when these items are brought before the Housing Governing Board.

.

Actions planned during the next year to address the needs to public housing

Project Based Vouchers?

Actions to encourage public housing residents to become more involved in management and participate in homeownership

The Mesa Housing Authority also administers the First Time Homebuyer Program and Family Self-Sufficiency programs. These programs encourage residents to become economically and socially self-sufficient with dignity without risk of losing their housing assistance. The benefits of these programs are marketed to all Housing Choice Voucher program participants.

If the PHA is designated as troubled, describe the manner in which financial assistance will be provided or other assistance

The Housing Authority is rated a "high performer" by HUD under the Section Eight Management Assessment Program (SEMAP)

Discussion

The number of units of Housing Choice Vouchers for Mesa, as of March 11, 2013, is tabulated below. Each year the Housing Authority experiences a turnover of families receiving assistance, however the lease-up rate is currently 100 %. Project Based Vouchers (PBV) will be utilized during program year 2013

HUD HA Code	Name of Housing Authority	Locality	Program Type	Low Rent Units	Activity Status	Housing Choice Vouchers
AZ005	City of Mesa Housing Authority	Mesa	Housing Choice Voucher	0	Active	?
AZ005	City of Mesa Housing Authority	Mesa	Mainstream Voucher	0	Active	100
AZ005	City of Mesa Housing Authority	Mesa	VASH	0	Active	60
AZ005	City of Mesa Housing Authority	Mesa	Project Based Vouchers	0	?	?

AP-65 Homeless and Other Special Needs Activities

Introduction

The City of Mesa will continue to utilize multiple funding sources to meet the needs of the homeless and prevent homelessness. From the funding of emergency and transitional shelters, to mortgage foreclosure intervention, Mesa remains committed to addressing this serious problem with a multi-faceted approach.

The action plan will address the objectives of the Five Year Consolidated Plan and its priority needs to end homelessness through a regional approach and by addressing the City of Mesa's specific needs. Through its regional planning efforts, the Maricopa Association of Governments (MAG) facilitates and staffs the Continuum of Care Committee on Homelessness and the Homeless Planning Sub-committee, in which the City of Mesa participates.

Describe the jurisdictions one-year goals and actions for reducing and ending homelessness including

MAG's Regional Plan to End Homelessness seeks to address homelessness by influencing policy, providing preventative tolls and improving access to benefits, services and safe housing options.

The City of Mesa supports MAG's Regional Plan to End Homelessness by:

1. Collaborating with other municipalities through the Maricopa Association of Governments and League of Arizona Cities and Towns to maintain current funding for the Continuum of Care and to support efforts to develop new funding potential.
2. Continued participation in the Homeless Street Count.
3. Supporting non-profit organizations that provide affordable housing opportunities for low- and moderate-income individuals and families.
4. Providing CDBG funds for programs that help maintain Mesa's housing stock, and enable low-income individuals to stay in their homes through the Home-Owner Rehabilitation program.
5. Contributing/cooperating with the City of Chandler, the Town of Gilbert, City of Scottsdale, and the City of Tempe to assist in the operational cost of a New Leaf's East Valley Men's Center, La Mesita Family Shelter and Autumn House Domestic Violence Shelter and the Child Crisis Center of the East Valley's Emergency Children Shelter located in Mesa. The City of Mesa also provides funds for emergency shelter for women in Phoenix at Central Arizona Shelter Services (CASS) and rent and utility assistance for homeless prevention through A New Leaf's Community Action Program.

6. Examining alternative housing projects which could include a more viable use of group homes for housing of previously homeless, supportive housing projects termed “Housing First” rather than shelter services as the first option, and shelter alternatives that allow mental health or substance abuse issues to be addressed while in supportive housing.

7. Advocating to secure funding for homeless programs and participates in policy development through the Arizona Coalition to End Homelessness.

Reaching out to homeless persons (especially unsheltered persons) and assessing their individual needs

In partnership with the Maricopa Association of Governments (MAG) Continuum of Care and The City of Mesa participated in the Point-in-Time Homeless Street Count on January 30, 2013. Training of community volunteers took place on January 22nd. A 20 question survey was utilized to document the needs and status of Mesa's homeless population. Volunteers were deployed in groups to count and interview homeless individuals and families in specific areas throughout the City. The count insures that necessary funding is obtained to assist in providing shelter to the homeless

In November 2012 the City also participated with the Maricopa Association of Governments (MAG) Continuum of Care Human Services in ranking the allocation of Social Service Block Grants (SSBG). Results from this ranking help the Arizona Department of Economic Security (DES) develop a funding formula which will target four groups which include: Adults, Family and Children; Persons with Disabilities; Elderly; and Persons with Developmental Disabilities.

Addressing the emergency shelter and transitional housing needs of homeless persons

The City will continue to make homeless planning a priority by partnering with MAG and the Arizona Coalition to End Homelessness.

The City of Mesa will continue to provide funding for programs such as eviction prevention, rent, mortgage and utility assistance and shelter services. In 2013/2014 the City funded New Leaf's Emergency Client Services, La Mesita Family Shelter, Autumn House Domestic Violence Shelter, and East Valley Men's Center, the Child Crisis Center, and CASS shelter for single homeless women, and Save the Family's transitional housing program for homeless families.

See attachment X for special needs projects for 2013

Helping homeless persons (especially chronically homeless individuals and families, families with children, veterans and their families, and unaccompanied youth) make the transition to

permanent housing and independent living, including shortening the period of time that individuals and families experience homelessness, facilitating access for homeless individuals and families to affordable housing units, and preventing individuals and families who were recently homeless from becoming homeless again

The City and its service partners will use CDBG and ESG funds for the following activities that will address the emergency shelter, transitional housing, and service needs of homeless individuals and families with children, as well as to prevent extremely low-income households from becoming homeless.

- XX CDBG projects propose to serve homeless persons.
- Two ESG projects that will provide emergency rent assistance and/or utility assistance that will prevent people from being evicted from their homes thereby becoming homeless.
- One CDBG project that will provide mortgage assistance and foreclosure counseling that will prevent people from being losing from their homes thereby becoming homeless.
- One CDBG project for the purpose of constructing a new homeless shelter

Helping low-income individuals and families avoid becoming homeless, especially extremely low-income individuals and families and those who are: being discharged from publicly funded institutions and systems of care (such as health care facilities, mental health facilities, foster care and other youth facilities, and corrections programs and institutions); or, receiving assistance from public or private agencies that address housing, health, social services, employment, education, or youth needs.

Discussion

It is the City's intent to maintain balance within a continuum of care by addressing gaps in service delivery and avoiding funding duplicate activities. Funding recommendations to City Council demonstrate flexibility with emphasis on the Community Safety Model based on the greatest identified areas of need at any given time.

Barriers to eliminating chronic homelessness by 2014 are:

- Impending sequester funding cuts from the federal, budget
- Lack of jobs that pay a living wage
- The lack of funds for supportive services used for the permanent supportive housing necessary to end long-term homelessness

AP-75 Barriers to affordable housing

Introduction

During Year Four Action Plan the Barriers to Affordable Housing include:

- The City of Mesa will continue to provide down payment assistance for first time homebuyers with HOME funds.?
- The City of Mesa will provide rental assistance through HUD's Housing Choice Voucher Program in an attempt to provide critical and appropriate housing for those most in need as identified in the CHAS data and the Arizona Affordable Housing Profile for the City of Mesa. Those below the affordability gap (23% AMI) would primarily be assisted through this program.
- The City of Mesa will continue to use CDBG funds for programs that help maintain our housing stock and enable low and/or moderate-income individuals to stay in their homes. This strategy will continue to address the barriers to affordable housing presented by the high percentage of housing stock (71.4%) that was built in Mesa prior to 1989.
- The acquisition of existing units for homeownership housing continues to be a priority for the use of available funds. The City of Mesa requires that any investment of its federal funds for the acquisition of housing include rehabilitation of the units to meet decent, safe, and sanitary conditions.
- The City of Mesa will continue to promote and encourage partnerships with the private sector, nonprofit providers, financial lending institutions, other public entities and funding sources in creating and maintaining, as well as removing barriers to, affordable housing for all classes of people.

Actions it planned to remove or ameliorate the negative effects of public policies that serve as barriers to affordable housing such as land use controls, tax policies affecting land, zoning ordinances, building codes, fees and charges, growth limitations, and policies affecting the return on residential investment

Discussion

AP-85 Other Actions

Introduction

Mesa continues to operate with the lowest budget per capita in the Phoenix Metro Area. Not surprisingly, the ability to maintain service levels at the status quo remains a challenge due to the lack of a stable revenue source.

Staffing and funding for the City's Office of Human Services have been reduced over time and highlight the need to cultivate public/private partnerships with various non-profit agencies. These partnerships are more critical than ever to address the needs of the elderly, disabled homeless, victims of domestic violence and mentally ill persons.

In addition, both elected officials and City staff will remain active with the Continuum of Care administered by Maricopa Association of Governments (MAG). The City of Mesa will use Federal, State and local private and public resources that are available by continuing to fund non-profit agencies that provide assistance to independent living, healthcare assistance, transportation, treatment, counseling and other support services for the high priority, non-homeless, special needs population. As a member of the Arizona Coalition to End Homelessness and with participants in the organization's Legislative Committee, the City of Mesa continues to provide support for legislation that promotes human services. Finally, the City continues efforts to ensure the accessibility of public facilities and programs for persons with disabilities.

Please refer to attachment X that details resources, actions and amounts of money for various activities the City of Mesa will undertake in program year 2013 that address obstacles to underserved needs.

The City of Mesa Housing Authority manages XX Housing Choice Vouchers (? + 100 Mainstream + 60 VASH) and maintains a waiting list of approximately? individuals. The City also works with the Maricopa Association of Governments (MAG) on the distribution of McKinney-Vento Homeless Assistance Act funds.

With the Section 108 loan guarantee approved and extended into the next year, the City will utilize such funds for economic development purposes as further described in the Section 108 Loan Application.

Actions planned to address obstacles to meeting underserved needs

See attached table.

Actions planned to foster and maintain affordable housing

Actions planned to reduce lead-based paint hazards

All housing assisted with federal CDBG and HOME funds in the City of Mesa follow lead based paint testing and abatement per the regulation found at 24 CFR Part 35.

CITY OF MESA LEAD BASED PAINT PROGRAM

REQUIREMENTS PER 24 CFR PART 35 SUBPART 3

HUD's regulation is to protect young children, pregnant woman and elderly from lead-based paint hazards in housing that is financially assisted by the federal government or sold by the government. This regulation applies only to assist housing that was built **before 1978**.

A. Exempted properties

The following properties are not covered by the Lead Based Paint regulations, either because lead paint is unlikely to be present, or because children will not occupy the house in the future:

- Housing built after January 1, 1978
- Housing exclusively for the elderly or people with disabilities, unless children under the age of 6 are expected to reside there.
- Zero bedroom dwellings, including efficiency apartments, single-room occupancy housing, dormitories, or military barracks.
- Property that has been found to be free of lead-based paint by a certified lead-based paint inspector.
- Property where all lead-based paint has been removed.
- Unoccupied housing that will remain vacant until it is demolished.
- Non-residential property.
- Any rehabilitation or housing improvement that does not disturb a painted surface.

Also, emergency repair actions needed to safeguard against imminent danger to human life, health or safety or to protect property from further structural damage are exempted.

LEAD BASED PAINT

All deteriorated paint must be stabilized or abated, except when the paint is found not to be lead-based paint or when the deterioration is limited to hairline cracks or small nicks, scratches or nail

holes. In addition, "safe work practices" (occupant protection, worksite preparation and specialized cleaning) must be used during stabilization or abatement only when the area of paint being disturbed is greater than:

- 20 square feet on exterior surfaces; or
- 2 square feet in an interior room; or
- 10% of a building component with a small surface area (such as a painted window frame)

Requirements for Dwellings Where a Lead-poisoned Child has been Identified:

In most cases in which there is continuing HUD assistance, a risk assessment of the child's dwelling must be completed within 15 days after the owner is notified of the presence of a lead-poisoned child by a health department or other medical health care provider. If lead based paint hazards are identified, they must be corrected within 30 days after the risk assessment has been completed. For the purposes of this requirement, a lead-poisoned child is defined as a child of less than 6 years of age with a blood lead level of 20 µg/dL (micrograms per deciliter) or greater for a single test or 15-19 µg/dL in two test taken at least three months apart. This is called an "environmental intervention blood lead level" in the regulation. It follows the guidelines on blood lead screening and environmental investigation from the centers for Disease Control and Prevention (CDC).

Requirements for Rehabilitation Assistance

1. Property receiving less than or equal to \$5,000 per unit
 - Provision of pamphlet
 - Paint testing of surfaces to be disturbed, or presume LBP
 - Safe work practices in rehab
 - Repair disturbed paint
 - Notice to occupant

2. Property receiving more than \$5,000 and up to \$25,000
 - Provision of pamphlet
 - Paint testing of surfaces to be disturbed, or presume LBP
 - Risk assessment
 - Interim controls
 - Notice to occupants
 - Ongoing LBP maintenance if HOME or CILP

3. Property receiving more than \$25,000 per unit
 - Provision of pamphlet
 - Paint testing of surfaces to be disturbed, or presume LBP

- Risk assessment
- Abatement of LBP hazards
- Notice to occupants
- Ongoing LBP maintenance

Actions planned to reduce the number of poverty-level families

Actions planned to develop institutional structure

Actions planned to enhance coordination between public and private housing and social service agencies

The City will continue to create partnerships between public institutions, non-profit organizations, and private industry for the delivery of affordable housing and community development activities for low- and moderate-income households, neighborhoods, and at risk populations. The use of non-profit agencies to deliver such services has expanded dramatically over the past several years, thus increasing the coordination and cooperation between the City and these entities.

The City continues to play an active role in enhancing coordination between social agencies by participating in Project Homeless Connect with Mesa United Way, Valley of the Sun United Way, and the cities of Chandler and Scottsdale. Project Homeless Connect offers instant access to the resources people in the community need to work toward health, financial stability and housing including access to goods - like food and clothing - and services such as counseling and job placement. Volunteers and service providers such as DES, Save the Family, the Motor Vehicle Department, Paz de Cristo, and the East Valley Men's Center participate.

The City of Mesa works with other governmental jurisdictions and agencies in the implementation of its strategies. Mesa is an active participant in the Maricopa County Continuum of Care, partnering with other cities and the State Office of Housing and Infrastructure Development as well as other State departments.

As part of its strategy to assist the homeless population, the city staff and elected officials are participating in a regional Continuum of Care plan that encompasses the City of Mesa, City of Phoenix, Maricopa County and all jurisdictions as well as unincorporated areas within the County. This process is

led by the Maricopa Association of Governments (MAG). Development of the Continuum of Care plan requires coordination between the participating entities in providing services for the homeless and in recognizing the gaps in service. The city assists in developing and supports local applications for HUD SuperNOFA funding for homeless and special needs populations.

The City participated in an East Valley Needs Assessment, along with the Mesa United Way, Valley of the Sun United Way, Tempe Community Council and the Maricopa Association of Governments (MAG), the cities of Chandler, Scottsdale, and Tempe and the Town of Gilbert. Each community conducted its own method of reaching out to residents. The results have given a better understanding of the needs and resources unique to each community and also help coordinate services throughout the East Valley.

Discussion

Program Specific Requirements

AP-90 Program Specific Requirements

Introduction

Community Development Block Grant Program (CDBG)

Reference 24 CFR 91.220.(I)(1)

Projects planned with all CDBG funds expected to be available during the year are identified in the Projects Table. The following identifies program income that is available for use that is included in projects to be carried out.

1. The total amount of program income that will have been received before the start of the next program year and that has not yet been reprogrammed	0
2. The amount of proceeds from section 108 loan guarantees that will be used during the year to address the priority needs and specific objectives identified in the grantee's strategic plan.	0
3. The amount of surplus funds from urban renewal settlements	0
4. The amount of any grant funds returned to the line of credit for which the planned use has not been included in a prior statement or plan	0
5. The amount of income from float-funded activities	0
Total Program Income:	0

Other CDBG Requirements

1. The amount of urgent need activities	0
2. The estimated percentage of CDBG funds that will be used for activities that benefit persons of low and moderate income. Overall Benefit - A consecutive period of one, two or three years may be used to determine that a minimum overall benefit of 70% of CDBG funds is used to benefit persons of low and moderate income. Specify the years covered that include this Annual Action Plan.	0.00%

**HOME Investment Partnership Program (HOME)
Reference 24 CFR 91.220.(I)(2)**

1. A description of other forms of investment being used beyond those identified in Section 92.205 is as follows:

The City of Mesa does not use forms of investment not described in §92.205(b).

The City uses HOME funds in the form of grants for CHDO operating funds. All other HOME funds are contracted in the form of a deferred payment loan that is secured by a contract and a security instrument that extends for the term of the period of affordability. The deferred loan may be forgiven at the end of the period of affordability. City of Mesa operating guidelines require that the sub-recipient and/or CHDO identify matching funds and sources of match at the time of application and that accrued match be available and documented at the point of reimbursement for HOME funded activities.

2. A description of the guidelines that will be used for resale or recapture of HOME funds when used for homebuyer activities as required in 92.254, is as follows:
3. A description of the guidelines for resale or recapture that ensures the affordability of units acquired with HOME funds? See 24 CFR 92.254(a)(4) are as follows:

It is the policy of the City of Mesa to either use the recapture option or the resale option based on what is most beneficial to the City and the potential homebuyer. Mesa will select the method to be used prior to granting the HOME assistance to the potential homebuyers. The City will ensure the proper security instruments are executed to guarantee the HOME investment for the affordability period for the selected recapture/resale option.

Owners who sell their property before the expiration of the affordability period will be entitled to a fair return on their equity investment. Homeowner's equity includes the homeowner's original contribution to the down payment, payment of mortgage principal during the period of ownership, value of any improvements added at the owner's expense, and the appreciated value of the property since its initial purchase.

If the recapture option is used, the fair return to the seller will be calculated based on the net proceeds from the sale and the amount of the original HOME investment in the property. The HOME subsidy shall be recoverable by the City any time the house is sold before the expiration of the affordability period. The method that will be used to calculate the fair return and the HOME subsidy to be recovered shall be detailed in the required security instruments. If the affordability period has been satisfied, the seller will be entitled to all net proceeds from the sale of the property.

4. Plans for using HOME funds to refinance existing debt secured by multifamily housing that is

rehabilitated with HOME funds along with a description of the refinancing guidelines required that will be used under 24 CFR 92.206(b), are as follows:

Mesa does not use HOME funds to refinance existing debt secured by multifamily housing that is being rehabilitated with HOME funds.

Emergency Solutions Grant (ESG)

1. Include written standards for providing ESG assistance (may include as attachment)
See attachment
2. If the Continuum of Care has established centralized or coordinated assessment system that meets HUD requirements, describe that centralized or coordinated assessment system.
3. Identify the process for making sub-awards and describe how the ESG allocation available to private nonprofit organizations (including community and faith-based organizations).
4. If the jurisdiction is unable to meet the homeless participation requirement in 24 CFR 576.405(a), the jurisdiction must specify its plan for reaching out to and consulting with homeless or formerly homeless individuals in considering policies and funding decisions regarding facilities and services funded under ESG.
5. Describe performance standards for evaluating ESG.

Discussion

ATTACHMENT 1

Matrix of Goals and Accomplishments for the Consolidated Plan, Annual Action Plan, and CAPER

City of Mesa		(2010/2014)		Funding Sources (indicated by "X")				
Description of Need	Year 4 (2013/14) Estimated Expenditure	Year 4 Goal	Objective Outcome	C D B G	H O M E	E S G	O T H E R	
RENTAL Housing Objectives HOUSING (# of Units)								
ARM of Save the Family - Escobedo Phase II CHDO Set-Aside	\$ 300,000	5	DH 2		X			
City of Mesa - Homeowner Rehabilitation	\$ 557,680	160	DH 1	X				
House of Refuge - Energy Efficiency Replacement Program	\$ 48,534	88	SL1	X				
City of Mesa - Tenant Based Rental Assistance (TBRA)	\$ 100,000	40	DH 2		X			
TOTAL HOUSING (units)	\$ 1,006,214	293						
HOMELESS (# of People Served)								
Save the Family - Homeless Families Intervention Project	\$ 85,000	120	DH 1	X				
CASS- Central Arizona Shelter Services	\$ 30,000	3,700	DH 1			X		
A New Leaf - East Valley Men's Center	\$ 180,000	325	DH 1	X				
A New Leaf - LaMesita	\$ 42,500	490	DH 1			X		
Community Bridges - CBI Homeless Navigator Svcs.	\$ 45,693	15	DH 1			X		
TOTAL HOMELESS	\$ 383,193	4,650						
HOUSING for NON-HOMELESS SPECIAL NEEDS People Served								
Arizona Bridge to Independence Living (ABIL)	\$ 67,969	16	DH 1	X				
A New Leaf - Autumn House DV Shelter	\$ 42,500	250	DH 1			X		
TOTAL SPECIAL NEEDS (units)	\$ 110,469	266						
INFRASTRUCTURE/STREET IMPROVEMENTS (# of Public Facilities)								
Los Ninos Hospital	\$ 700,000	1	DH 1	X				
A New Leaf - LaMesita Construction Project	\$ 306,794	1	SL 1	X				
Sirrine Adult Day Care- Renovation Project	\$ 627,582	1	SL 1	X				
Community Bridges Center for Hope Nursery Expansion	\$ 225,000	1	SL 1	X				
INFRA/STREET IMPROVEMENTS TOTAL	\$ 1,859,376	4						
PUBLIC SERVICE NEEDS (# of People Served)								
Community Legal Services - Tenants Rights Helpline	\$ 40,000	324	SL 1				X	
Community Legal Services - Removing Barriers to Justice	\$ 45,000	2,044	SL 1				X	
Community Bridges - Mobile Community Outreach and Stabilization	\$ 65,000	1,100	SL 3				X	

EVAR - Assst. For Independent Living (AIL)	\$ 24,000	300	SL 1				X
West Mesa CDC - Community Safety/Crime Prevention Program	\$ 10,000	1,500	SL 3				X
West Mesa CDC - Community Compliance Program	\$ 60,000	2,500	SL 3				X
PUBLIC SERVICE TOTAL	\$ 244,000	7,768					
ECONOMIC DEVELOPMENT (# of Jobs Created and/or Businesses Assisted)							
NEDCO - Economic Development Program	\$ 81,500	60	EO 1	X			
West Mesa CDC - Ec. Dev. Program	\$ 90,000	3/20	EO 1	X			
ECONOMIC DEVELOPMENT TOTAL	\$ 171,500	3/20					
SLUM AND BLIGHT (# of Units)							
City of Mesa - Demolition and Hazardous Abatement	\$ 100,000	29	SL 3	X			
SLUM AND BLIGHT TOTAL	\$ 100,000	29					
CODE ENFORCEMENT (# of Units)							
City of Mesa - Code Enforcement Program	\$ 363,194	3,000	SL 3	X			
CODE ENFORCEMENT TOTAL	\$ 363,194	3,000					
Objective #1 = Suitable Living Environment (SLE) Objective #2 = Decent Housing (DH), Objective #3 Economic Opportunity (EO)							
Outcome #1 Availability/Accessibility, Outcome #2 Affordability, Outcome #3 Sustainability							

Attachment 2: City of Mesa Project Listing FY 2013/14

Activity	Funding Source	HUD Matrix Code	Funds Approved by Council	\$ Amount Leveraged Non-Federal	Goal No.
Community Development Block Grant (CDBG) – Code Enforcement/Slum and Blight					
Comprehensive Code Enforcement	CDBG	15	\$363,194	\$0	3,000 housing units
Demolition & Hazardous Abatement	CDBG	04	\$100,000	\$0	29 housing units
CDBG Code Enforcement/Slum and Blight Sub-Total			\$463,194	\$0	3,029 housing units
Community Development Block Grant (CDBG) – Economic Development					
NEDCO Business Development	CDBG	18C	\$81,500	\$530,000	60 businesses
West Mesa CDC economic Development	CDBG	18C	\$90,000	\$35,000	20 businesses/ 3 Jobs
CDBG Economic Development Sub-Total			\$171,500	\$565,000	80 businesses and 3 jobs
Community Development Block Grant (CDBG) – Housing					
AZ Bridge to Independent Living (ABIL) Mesa Home Accessibility Program (MHAP)	CDBG	14A	\$67,696	\$8,795	16 housing units
Housing Homeowner Rehabilitation	CDBG	14A	\$557,680	\$0	160 housing units
House of Refuge Energy Efficiency Replacement Program	CDBG	14F	\$48,534	\$5,400	88 housing units
CDBG Housing Sub-Total			\$673,910	\$14,195	264 housing units
Community Development Block Grant (CDBG) – Public Facility					
Community Bridges Center for Hope Nursery Expansion	CDBG	3C	\$225,000	\$261,000	1 public facility
Los Ninos Hospital	CDBG	3P	\$700,000	\$1,531,340	1 public facility
CDBG Public Facility Sub-Total			\$987,545	\$1,792,340	2 public facilities
Community Development Block Grant (CDBG) – Public Service					
A New Leaf- East Valley Men’s Center (EVMC)	CDBG	05	\$180,000	\$756,270	350 people
A New Leaf- Autumn House	CDBG	05	\$42,500	\$220,404	250 people
Save the Family Homeless Families Intervention Project	CDBG	05	\$85,000	\$0	120 people
CDBG Public Service Sub-Total			\$307,500	\$976,647	670 people
CDBG – Program Administration/Project Delivery					
CDBG Program Administration	CDBG	21A	\$635,226	NA	NA
CDBG Program Administration/Project Delivery Sub-Total			\$635,226	NA	NA
CDBG Total			\$3,176,330	\$3,348,182	See specific activities
HOME Investment Partnerships Program					
ARM of Save the Family – CHDO Operating	HOME	19B	\$40,000	\$0	Refer to ARM Affordable Rental Movement
ARM of Save the Family – Affordable Rental Movement	HOME/ CHDO Set-Aside	14G	\$300,000	\$125,000	4 housing units
HOME Program Administration	HOME	21H	\$94,449	NA	NA
Security Deposit Program	HOME	05T	\$100,000	\$0	40 households
HOME Total			\$534,449	\$125,000	4 housing units & 40 households
Emergency Shelter Grant (ESG) Program					
East Valley Men’s Center	ESG	03T	\$22,264	\$581,685	250 people

La Mesita Homeless Shelter	ESG	03T	\$42,500	\$146,536	490 people
CBI Homeless Navigator Services	ESG		\$30,258	\$22,846	15 people
Save The Family Rapid Re-Housing Program	ESG		\$80,000	\$200,000	36 people
A New Leaf EMPOWER Rapid Re-Housing Program	ESG		\$28,300	\$183,755	40 people
Central Arizona Shelter Services (CASS)	ESG	03T	\$30,000	\$1,369,000	3,700 people
ESG Program Administration	ESG	21A	\$20,169	NA	NA
ESG Total			\$268,926	\$2,503,822	4,531people

Attachment 3: City of Mesa FY 2013/14

Resource	Priority Need	Program	Amount
General/ABC Funds	Emergency Assistance	United Food Bank – Food Link Program Emergency Food Boxes	\$18,000
General/ABC Funds	Emergency Assistance	Paz de Cristo Community Center – Evening Meals for Homeless	\$40,000
General/ABC Funds	Emergency Assistance	House of Refuge – Employment Support Program for Homeless Shelter Residents	\$10,000
General/ABC Funds	Youth Services	Aid to Adoption of Special Kids- Mentoring Program	\$5,000
General/ABC Funds	Emergency Shelter for Children	Child Crisis Center – Shelter for Children	\$10,450
General/ABC Funds	Substance Abuse	Community Bridges, Inc. – Substance Use Disorder Treatment Services	\$52,927
General/ABC Funds	Senior Services	East Valley Adult Resources, Inc. – Home Delivered Meals	\$20,000
General/ABC Funds	Homeless Women	Lutheran Social Services of the Southwest – Interfaith Homeless Emergency Lodging Program (IHELP)	\$27,000
General/ABC Funds	Mentally Disabled	MARC Center of Mesa, Inc. – Supported Employment Services	\$9,500
General/ABC Funds	Emergency Assistance	Mesa Community Action Network, Inc. – Emergency Rental and Utility Assistance	\$132,500
General/ABC Funds	At-Risk Youth	A New Leaf EMPOWER for Aged-out Foster Youth	\$24,700
General/ABC Funds	Shelter for Women and Children	A New Leaf – Autumn House Domestic Violence Shelter	\$21,465
General/ABC Funds	Shelter for Families	A New Leaf – La Mesita Homeless Shelter	\$24,786
General/ABC Funds	Disaster Assistance	American Red Cross – Direct Financial Assistance to Victims of Disaster	\$10,000
General/ABC Funds	Senior Services	Sirrine Adult Day Care of Mesa, Inc.-	\$30,000
General/ABC Funds	Shelter for Youth	Tumbleweed Center for Youth Development – Supportive services for homeless youth	\$7,500
General/ABC Funds	Senior Services	East Valley Adult Resources, Inc. – Home Delivered Meals	\$7,500
General/ABC Funds	Long-Term Support	East Valley Adult Resources – Assistance for Independent Living (AIL)	\$22,000

Attachment 3: City of Mesa FY 2013/14

General/ABC Funds	Crisis Services	Community Legal Services – Removing Barriers to Justice for Low-Income Mesa Residents	\$45,000
General/ABC Funds	System Support	House of Refuge East – Employment Services	\$21,000
General/ABC Funds	Crisis Services	Community Legal Services – Mesa Tenant’s Rights Helpline	\$40,000
General/ABC Funds	Senior Services	Mercy Housing Southwest- Intergenerational out of School Time Activities	\$12,664
General/ABC Funds	System Support	West Mesa CDC – Community Safety/Crime Prevention Program	\$10,000
General/ABC Funds	Youth Services	A New Leaf – Mayfield Alternative Youth Center	\$10,000
GENERAL/ABC FUND CONTRIBUTIONS TOTAL			\$620,950
Emergency Solutions Grant	Emergency Shelter for Families w/ Children	A New Leaf - La Mesita Family Shelter	\$42,500
Emergency Solutions Grant	Street Outreach	CBI Homeless Navigator Services	\$45,693
Emergency Solutions Grant	Emergency Shelter for Men	A New Leaf - East Valley Men’s Center (EVMC)	\$22,264
Emergency Solutions Grant	Emergency Shelter	Central Arizona Shelter Services – Shelter for Adults	\$30,000
Emergency Solutions Grant	Homelessness Prevention and Rapid Re-Housing	A New Leaf- EMPOWER Rapid Re-Housing Program	\$28,300
Emergency Solutions Grant	Homelessness Prevention and Rapid Re-Housing	Save the Family Rapid Re-Housing Program	\$80,000
Emergency Solutions Grant	Program Administration	ESG Program Administration	\$20,169
ESG TOTAL			\$268,926
McKinney-Vento Homeless Assistance Act SHPR	Transitional Housing	Homeless families, mothers, homeless men, substance abuse	?
Housing Choice Voucher Rental Assistance	Rental Assistance	Rental Voucher	\$9,510,000
OTHER GRANT TOTAL			\$10,761,912
CDBG	Refer to table on page ?		\$3,176,330
HOME	Refer to table on page ?		\$943,082
CDBG/HOME TOTAL			\$4,119,412

Project Name: ARM Escobedo at Verde Vista Phase 2						
Description:	IDIS Project #: 9- UOG Code: AZ40270					
Phase II of Escobedo at Vista Verde to assist with the construction of 5 (1-1 bedroom, 2-2 bedroom and 2-3 bedroom apartments) of the 54 proposed apartments located at 418 N. Hibbert, Mesa, AZ 85201.						
Location: 418 N. Hibbert, Mesa, AZ 85201	Priority Need Category Select one: Rental Housing ▼					
Expected Completion Date: 6/30/2014	Explanation: These CHDO Set-Aside funds will be used for new construction. Five of the rental units will be for households earning below 60% of Area Median Income. The rental units will be made available to low-income households as affordable housing units with a period of affordability of 20 years.					
Objective Category <input checked="" type="radio"/> Decent Housing <input type="radio"/> Suitable Living Environment <input type="radio"/> Economic Opportunity	Specific Objectives					
Outcome Categories <input type="checkbox"/> Availability/Accessibility <input checked="" type="checkbox"/> Affordability <input type="checkbox"/> Sustainability	1 Increase the supply of affordable rental housing ▼ 2 Improve the quality of affordable rental housing ▼ 3 Improve access to affordable rental housing ▼					
Project-level Accomplishments	10 Housing Units ▼	Proposed	1	Accompl. Type: ▼	Proposed	
		Underway			Underway	
		Complete			Complete	
	Accompl. Type: ▼	Proposed		Accompl. Type: ▼	Proposed	
		Underway			Underway	
		Complete			Complete	
	Accompl. Type: ▼	Proposed		Accompl. Type: ▼	Proposed	
		Underway			Underway	
		Complete			Complete	
Proposed Outcome		Performance Measure		Actual Outcome		
Affordable Rental Unit		Number of housing units				
14G Acquisition - for Rehabilitation 570.202 ▼		Matrix Codes ▼				
Matrix Codes ▼		Matrix Codes ▼				
Matrix Codes ▼		Matrix Codes ▼				
Program Year 1	Fund Source: ▼	Proposed Amt.		Fund Source: ▼	Proposed Amt.	
		Actual Amount			Actual Amount	
	Fund Source: ▼	Proposed Amt.		Fund Source: ▼	Proposed Amt.	
		Actual Amount			Actual Amount	
	Accompl. Type: ▼	Proposed Units		Accompl. Type: ▼	Proposed Units	
		Actual Units			Actual Units	
	Accompl. Type: ▼	Proposed Units		Accompl. Type: ▼	Proposed Units	
		Actual Units			Actual Units	

Program Year 2	Fund Source: ▼	Proposed Amt.		Fund Source: ▼	Proposed Amt.	
		Actual Amount			Actual Amount	
	Fund Source: ▼	Proposed Amt.		Fund Source: ▼	Proposed Amt.	
		Actual Amount			Actual Amount	
	Accompl. Type: ▼	Proposed Units		Accompl. Type: ▼	Proposed Units	
		Actual Units			Actual Units	
	Accompl. Type: ▼	Proposed Units		Accompl. Type: ▼	Proposed Units	
		Actual Units			Actual Units	
Program Year 3	Fund Source: ▼	Proposed Amt.		Fund Source: ▼	Proposed Amt.	
		Actual Amount			Actual Amount	
	Fund Source: ▼	Proposed Amt.		Fund Source: ▼	Proposed Amt.	
		Actual Amount			Actual Amount	
	Accompl. Type: ▼	Proposed Units		Accompl. Type: ▼	Proposed Units	
		Actual Units			Actual Units	
	Accompl. Type: ▼	Proposed Units		Accompl. Type: ▼	Proposed Units	
		Actual Units			Actual Units	
Program Year 4	HOME ▼	Proposed Amt.	300,000	Fund Source: ▼	Proposed Amt.	
		Actual Amount			Actual Amount	
	Fund Source: ▼	Proposed Amt.		Fund Source: ▼	Proposed Amt.	
		Actual Amount			Actual Amount	
	10 Housing Units ▼	Proposed Units	5	Accompl. Type: ▼	Proposed Units	
		Actual Units			Actual Units	
	Accompl. Type: ▼	Proposed Units		Accompl. Type: ▼	Proposed Units	
		Actual Units			Actual Units	
Program Year 5	Fund Source: ▼	Proposed Amt.		Fund Source: ▼	Proposed Amt.	
		Actual Amount			Actual Amount	
	Fund Source: ▼	Proposed Amt.		Fund Source: ▼	Proposed Amt.	
		Actual Amount			Actual Amount	
	Accompl. Type: ▼	Proposed Units		Accompl. Type: ▼	Proposed Units	
		Actual Units			Actual Units	
	Accompl. Type: ▼	Proposed Units		Accompl. Type: ▼	Proposed Units	
		Actual Units			Actual Units	

Project Name: CASS-Central Arizona Shelter Services					
Description:	IDIS Project #: 7-633 UOG Code: AZ40270 Operations of Central Arizona Shelter Services (CASS) transitional living facility for homeless single adults.				
Location: 230 South 12th Avenue, Mesa, AZ 85007	Priority Need Category Select one: Homeless/HIV/AIDS				
Expected Completion Date: 6/30/2014	Explanation: Improve access to long term affordable housing, improve economic stability moving adults from homelessness.				
Objective Category <input checked="" type="radio"/> Decent Housing <input type="radio"/> Suitable Living Environment <input type="radio"/> Economic Opportunity	Specific Objectives 1 End chronic homelessness 2 Increase range of housing options & related services for persons w/ special needs 3 Increase the number of homeless persons moving into permanent housing				
Outcome Categories <input checked="" type="checkbox"/> Availability/Accessibility <input type="checkbox"/> Affordability <input type="checkbox"/> Sustainability					
Project-level Accomplishments	01 People	Proposed	490	Accompl. Type:	Proposed
		Underway			Underway
		Complete			Complete
	Accompl. Type:	Proposed		Accompl. Type:	Proposed
		Underway			Underway
		Complete			Complete
	Accompl. Type:	Proposed		Accompl. Type:	Proposed
		Underway			Underway
		Complete			Complete
Proposed Outcome	Performance Measure	Actual Outcome			
Provide housing for homeless families	Number of people served				
03T Operating Costs of Homeless/AIDS Patients Programs	Matrix Codes				
Matrix Codes	Matrix Codes				
Matrix Codes	Matrix Codes				
Program Year 1	Fund Source:	Proposed Amt.		Fund Source:	Proposed Amt.
		Actual Amount			Actual Amount
	Fund Source:	Proposed Amt.		Fund Source:	Proposed Amt.
		Actual Amount			Actual Amount
	01 People	Proposed Units		Accompl. Type:	Proposed Units
		Actual Units			Actual Units
	Accompl. Type:	Proposed Units		Accompl. Type:	Proposed Units
		Actual Units			Actual Units

Program Year 2	Fund Source: ▼	Proposed Amt.		Fund Source: ▼	Proposed Amt.	
		Actual Amount			Actual Amount	
	Fund Source: ▼	Proposed Amt.		Fund Source: ▼	Proposed Amt.	
		Actual Amount			Actual Amount	
	Accompl. Type: ▼	Proposed Units		Accompl. Type: ▼	Proposed Units	
		Actual Units			Actual Units	
	Accompl. Type: ▼	Proposed Units		Accompl. Type: ▼	Proposed Units	
		Actual Units			Actual Units	
Program Year 3	Fund Source: ▼	Proposed Amt.		Fund Source: ▼	Proposed Amt.	
		Actual Amount			Actual Amount	
	Fund Source: ▼	Proposed Amt.		Fund Source: ▼	Proposed Amt.	
		Actual Amount			Actual Amount	
	Accompl. Type: ▼	Proposed Units		Accompl. Type: ▼	Proposed Units	
		Actual Units			Actual Units	
	Accompl. Type: ▼	Proposed Units		Accompl. Type: ▼	Proposed Units	
		Actual Units			Actual Units	
Program Year 4	ESG ▼	Proposed Amt.	30,000	Fund Source: ▼	Proposed Amt.	
		Actual Amount			Actual Amount	
	Fund Source: ▼	Proposed Amt.		Fund Source: ▼	Proposed Amt.	
		Actual Amount			Actual Amount	
	01 People ▼	Proposed Units		Accompl. Type: ▼	Proposed Units	
		Actual Units			Actual Units	
	Accompl. Type: ▼	Proposed Units	490	Accompl. Type: ▼	Proposed Units	
		Actual Units			Actual Units	
Program Year 5	Fund Source: ▼	Proposed Amt.		Fund Source: ▼	Proposed Amt.	
		Actual Amount			Actual Amount	
	Fund Source: ▼	Proposed Amt.		Fund Source: ▼	Proposed Amt.	
		Actual Amount			Actual Amount	
	Accompl. Type: ▼	Proposed Units		Accompl. Type: ▼	Proposed Units	
		Actual Units			Actual Units	
	Accompl. Type: ▼	Proposed Units		Accompl. Type: ▼	Proposed Units	
		Actual Units			Actual Units	

Project Name: Comprehensive Code Enforcement															
Description:	IDIS Project #: 4-626 UOG Code: AZ40270														
Funding of 4 FTE Code Compliance Officers to work in designated deteriorated areas within the CDBG eligible census tracts.															
Location:	Priority Need Category														
All CDBG eligible census tracts	<table border="1"> <tr> <td>Select one:</td> <td>Owner Occupied Housing ▼</td> </tr> <tr> <td colspan="2">Explanation:</td> </tr> <tr> <td colspan="2">Improve the sustainability and safety of Mesa neighborhoods. Provide comprehensive code enforcement officers in low and moderate-income census tracts.</td> </tr> <tr> <td colspan="2">Specific Objectives</td> </tr> <tr> <td>1</td> <td>Improve the quality of owner housing ▼</td> </tr> <tr> <td>2</td> <td>▼</td> </tr> <tr> <td>3</td> <td>▼</td> </tr> </table>	Select one:	Owner Occupied Housing ▼	Explanation:		Improve the sustainability and safety of Mesa neighborhoods. Provide comprehensive code enforcement officers in low and moderate-income census tracts.		Specific Objectives		1	Improve the quality of owner housing ▼	2	▼	3	▼
Select one:	Owner Occupied Housing ▼														
Explanation:															
Improve the sustainability and safety of Mesa neighborhoods. Provide comprehensive code enforcement officers in low and moderate-income census tracts.															
Specific Objectives															
1	Improve the quality of owner housing ▼														
2	▼														
3	▼														
Expected Completion Date:	<table border="1"> <tr> <td>6/30/2014</td> </tr> <tr> <td>Objective Category</td> </tr> <tr> <td> <input type="radio"/> Decent Housing <input checked="" type="radio"/> Suitable Living Environment <input type="radio"/> Economic Opportunity </td> </tr> <tr> <td>Outcome Categories</td> </tr> <tr> <td> <input type="checkbox"/> Availability/Accessibility <input checked="" type="checkbox"/> Affordability <input checked="" type="checkbox"/> Sustainability </td> </tr> </table>	6/30/2014	Objective Category	<input type="radio"/> Decent Housing <input checked="" type="radio"/> Suitable Living Environment <input type="radio"/> Economic Opportunity	Outcome Categories	<input type="checkbox"/> Availability/Accessibility <input checked="" type="checkbox"/> Affordability <input checked="" type="checkbox"/> Sustainability									
6/30/2014															
Objective Category															
<input type="radio"/> Decent Housing <input checked="" type="radio"/> Suitable Living Environment <input type="radio"/> Economic Opportunity															
Outcome Categories															
<input type="checkbox"/> Availability/Accessibility <input checked="" type="checkbox"/> Affordability <input checked="" type="checkbox"/> Sustainability															
Project-level Accomplishments	10 Housing Units ▼	Proposed	3,000		Accompl. Type: ▼	Proposed									
		Underway				Underway									
		Complete				Complete									
	Accompl. Type: ▼	Proposed			Accompl. Type: ▼	Proposed									
		Underway				Underway									
		Complete				Complete									
	Accompl. Type: ▼	Proposed			Accompl. Type: ▼	Proposed									
		Underway				Underway									
		Complete				Complete									
Proposed Outcome		Performance Measure		Actual Outcome											
Improve sustainability and safety of homeowners		Number of Housing Units													
15 Code Enforcement 570.202(c) ▼				Matrix Codes ▼											
Matrix Codes ▼				Matrix Codes ▼											
Matrix Codes ▼				Matrix Codes ▼											
Program Year 1	CDBG ▼	Proposed Amt.	489,433		Fund Source: ▼	Proposed Amt.									
		Actual Amount				Actual Amount									
	Fund Source: ▼	Proposed Amt.			Fund Source: ▼	Proposed Amt.									
		Actual Amount				Actual Amount									
	10 Housing Units ▼	Proposed Units	5,000		Accompl. Type: ▼	Proposed Units									
		Actual Units				Actual Units									
	Accompl. Type: ▼	Proposed Units			Accompl. Type: ▼	Proposed Units									
		Actual Units				Actual Units									

Program Year 2	CDBG	Proposed Amt.	362,418	Fund Source:	Proposed Amt.	
		Actual Amount			Actual Amount	
	Fund Source:	Proposed Amt.		Fund Source:	Proposed Amt.	
		Actual Amount			Actual Amount	
	10 Housing Units	Proposed Units	5,000	Accompl. Type:	Proposed Units	
		Actual Units			Actual Units	
	Accompl. Type:	Proposed Units		Accompl. Type:	Proposed Units	
		Actual Units			Actual Units	
Program Year 3	CDBG	Proposed Amt.	510,000	Fund Source:	Proposed Amt.	
		Actual Amount			Actual Amount	
	Fund Source:	Proposed Amt.		Fund Source:	Proposed Amt.	
		Actual Amount			Actual Amount	
	10 Housing Units	Proposed Units	5000	Accompl. Type:	Proposed Units	
		Actual Units			Actual Units	
	Accompl. Type:	Proposed Units		Accompl. Type:	Proposed Units	
		Actual Units			Actual Units	
Program Year 4	CDBG	Proposed Amt.	363,194	Fund Source:	Proposed Amt.	
		Actual Amount			Actual Amount	
	Fund Source:	Proposed Amt.		Fund Source:	Proposed Amt.	
		Actual Amount			Actual Amount	
	10 Housing Units	Proposed Units	3,000	Accompl. Type:	Proposed Units	
		Actual Units			Actual Units	
	Accompl. Type:	Proposed Units		Accompl. Type:	Proposed Units	
		Actual Units			Actual Units	
Program Year 5	Fund Source:	Proposed Amt.		Fund Source:	Proposed Amt.	
		Actual Amount			Actual Amount	
	Fund Source:	Proposed Amt.		Fund Source:	Proposed Amt.	
		Actual Amount			Actual Amount	
	Accompl. Type:	Proposed Units		Accompl. Type:	Proposed Units	
		Actual Units			Actual Units	
	Accompl. Type:	Proposed Units		Accompl. Type:	Proposed Units	
		Actual Units			Actual Units	

Project Name: Demolition and Hazardous Abatement					
Description:	IDIS Project #: 3-627 UOG Code: AZ40270				
Demolition of dangerous and/or dilapidated single family homes, abatement of Lead Based Paint and removal of Asbestos; assistance will be focused in designated deteriorating neighborhoods located in CDBG eligible census tracts.					
Location: LMI Census Tracts, focus in CDBG Target Area	Priority Need Category Select one: Owner Occupied Housing				
Expected Completion Date: 6/30/2014	Explanation: Removal of slum, blight and hazardous conditions in Mesa neighborhoods.				
Objective Category <input type="radio"/> Decent Housing <input checked="" type="radio"/> Suitable Living Environment <input type="radio"/> Economic Opportunity	Specific Objectives				
Outcome Categories <input type="checkbox"/> Availability/Accessibility <input type="checkbox"/> Affordability <input checked="" type="checkbox"/> Sustainability	1. Improve the quality of owner housing 2. 3.				
Project-level Accomplishments	10 Housing Units	Proposed	29	Accompl. Type:	Proposed
		Underway			Underway
		Complete			Complete
	Accompl. Type:	Proposed		Accompl. Type:	Proposed
		Underway			Underway
		Complete			Complete
	Accompl. Type:	Proposed		Accompl. Type:	Proposed
		Underway			Underway
		Complete			Complete
Proposed Outcome		Performance Measure		Actual Outcome	
Demolition and/or abatement of properties		Housing units			
04 Clearance and Demolition 570.201(d)		Matrix Codes			
Matrix Codes		Matrix Codes			
Matrix Codes		Matrix Codes			
Program Year 1	CDBG	Proposed Amt.	40,000	Fund Source:	Proposed Amt.
		Actual Amount			Actual Amount
	Fund Source:	Proposed Amt.		Fund Source:	Proposed Amt.
		Actual Amount			Actual Amount
	10 Housing Units	Proposed Units	33	Accompl. Type:	Proposed Units
		Actual Units			Actual Units
	Accompl. Type:	Proposed Units		Accompl. Type:	Proposed Units
		Actual Units			Actual Units

Program Year 2	CDBG	Proposed Amt.	33,364	Fund Source:	Proposed Amt.	
		Actual Amount			Actual Amount	
	Fund Source:	Proposed Amt.	33	Fund Source:	Proposed Amt.	
		Actual Amount			Actual Amount	
	10 Housing Units	Proposed Units		Accompl. Type:	Proposed Units	
		Actual Units			Actual Units	
	Accompl. Type:	Proposed Units		Accompl. Type:	Proposed Units	
		Actual Units			Actual Units	
Program Year 3	CDBG	Proposed Amt.	50,000	Fund Source:	Proposed Amt.	
		Actual Amount			Actual Amount	
	Fund Source:	Proposed Amt.		Fund Source:	Proposed Amt.	
		Actual Amount			Actual Amount	
	10 Housing Units	Proposed Units	4	Accompl. Type:	Proposed Units	
		Actual Units			Actual Units	
	Accompl. Type:	Proposed Units		Accompl. Type:	Proposed Units	
		Actual Units			Actual Units	
Program Year 4	CDBG	Proposed Amt.	100,000	Fund Source:	Proposed Amt.	
		Actual Amount			Actual Amount	
	Fund Source:	Proposed Amt.		Fund Source:	Proposed Amt.	
		Actual Amount			Actual Amount	
	10 Housing Units	Proposed Units	29	Accompl. Type:	Proposed Units	
		Actual Units			Actual Units	
	Accompl. Type:	Proposed Units		Accompl. Type:	Proposed Units	
		Actual Units			Actual Units	
Program Year 5	Fund Source:	Proposed Amt.		Fund Source:	Proposed Amt.	
		Actual Amount			Actual Amount	
	Fund Source:	Proposed Amt.		Fund Source:	Proposed Amt.	
		Actual Amount			Actual Amount	
	Accompl. Type:	Proposed Units		Accompl. Type:	Proposed Units	
		Actual Units			Actual Units	
	Accompl. Type:	Proposed Units		Accompl. Type:	Proposed Units	
		Actual Units			Actual Units	

Project Name: Neighborhood Economic Development Corp. (NEDCO) Business Development Prog					
Description:	IDIS Project #: 6-631 UOG Code: AZ40270 Operations of Community Development Financial Institution (CDFI) and Executive Director's salary to provide Technical Assistance, including Business Planning and Loan Preparation Assistance to small businesses in Mesa.				
Location: 12 N. Center, Mesa, AZ 85201	Priority Need Category Select one: Economic Development				
Expected Completion Date: 6/30/2014	Explanation: NEDCO is a CDFI who provides loans for start-up and expanding businesses that leverage private sector investment and create or retain jobs. The agency provides counseling to small businesses to prepare business plans and obtain credit.				
Objective Category <input type="radio"/> Decent Housing <input type="radio"/> Suitable Living Environment <input checked="" type="radio"/> Economic Opportunity	Specific Objectives 1. Improve economic opportunities for low-income persons 2. 3.				
Outcome Categories <input checked="" type="checkbox"/> Availability/Accessibility <input type="checkbox"/> Affordability <input type="checkbox"/> Sustainability					
Project-level Accomplishments	08 Businesses	Proposed	60	Accompl. Type:	Proposed
		Underway			Underway
		Complete			Complete
	Accompl. Type:	Proposed		Accompl. Type:	Proposed
		Underway			Underway
		Complete			Complete
	Accompl. Type:	Proposed		Accompl. Type:	Proposed
		Underway			Underway
		Complete			Complete
Proposed Outcome		Performance Measure		Actual Outcome	
Provide assistance for businesses creating or		Number of businesses assisted and Low-Mod Jobs created or			
18B ED Technical Assistance 570.203(b)		Matrix Codes			
Matrix Codes		Matrix Codes			
Matrix Codes		Matrix Codes			
Program Year 1	CDBG	Proposed Amt.	81,500	Fund Source:	Proposed Amt.
		Actual Amount			Actual Amount
	Fund Source:	Proposed Amt.		Fund Source:	Proposed Amt.
		Actual Amount			Actual Amount
	08 Businesses	Proposed Units	150	Accompl. Type:	Proposed Units
		Actual Units			Actual Units
	Accompl. Type:	Proposed Units		Accompl. Type:	Proposed Units
		Actual Units			Actual Units

Program Year 2	CDBG	▼	Proposed Amt.	67,980		Fund Source:	▼	Proposed Amt.		
			Actual Amount						Actual Amount	
	Fund Source:	▼	Proposed Amt.			Fund Source:	▼	Proposed Amt.		
			Actual Amount					Actual Amount		
	Accompl. Type:	▼	Proposed Units	60		Accompl. Type:	▼	Proposed Units		
			Actual Units					Actual Units		
	Accompl. Type:	▼	Proposed Units			Accompl. Type:	▼	Proposed Units		
			Actual Units					Actual Units		
Program Year 3	CDBG	▼	Proposed Amt.	81,500		Fund Source:	▼	Proposed Amt.		
			Actual Amount					Actual Amount		
	Fund Source:	▼	Proposed Amt.			Fund Source:	▼	Proposed Amt.		
			Actual Amount					Actual Amount		
	08 Businesses	▼	Proposed Units	60		Accompl. Type:	▼	Proposed Units		
			Actual Units					Actual Units		
	13 Jobs	▼	Proposed Units	5		Accompl. Type:	▼	Proposed Units		
			Actual Units					Actual Units		
Program Year 4	CDBG	▼	Proposed Amt.	81,500		Fund Source:	▼	Proposed Amt.		
			Actual Amount					Actual Amount		
	Fund Source:	▼	Proposed Amt.			Fund Source:	▼	Proposed Amt.		
			Actual Amount					Actual Amount		
	13 Jobs	▼	Proposed Units	60		Accompl. Type:	▼	Proposed Units		
			Actual Units					Actual Units		
	Accompl. Type:	▼	Proposed Units			Accompl. Type:	▼	Proposed Units		
			Actual Units					Actual Units		
Program Year 5	Fund Source:	▼	Proposed Amt.			Fund Source:	▼	Proposed Amt.		
			Actual Amount					Actual Amount		
	Fund Source:	▼	Proposed Amt.			Fund Source:	▼	Proposed Amt.		
			Actual Amount					Actual Amount		
	Accompl. Type:	▼	Proposed Units			Accompl. Type:	▼	Proposed Units		
			Actual Units					Actual Units		
	Accompl. Type:	▼	Proposed Units			Accompl. Type:	▼	Proposed Units		
			Actual Units					Actual Units		

Project Name: West Mesa Community Development Corporation (WMCDC) Economic Developme					
Description:	IDIS Project #: 6-632 UOG Code: AZ40270				
Operations of Community Development Corporation (CDC) and Executive Director's salary to provide technical assistance for Mesa businesses creating or retaining low-mod jobs.					
Location: West Mesa	Priority Need Category Select one: Economic Development				
Expected Completion Date: 6/30/2014	Explanation: CDBG funds will pay for a portion of the Executive Director's salary and ERE costs. The agency provides technical assistance and a facade improvement program to West Mesa businesses creating or retaining low-mod jobs.				
Objective Category <input type="radio"/> Decent Housing <input type="radio"/> Suitable Living Environment <input checked="" type="radio"/> Economic Opportunity	Specific Objectives				
Outcome Categories <input checked="" type="checkbox"/> Availability/Accessibility <input type="checkbox"/> Affordability <input type="checkbox"/> Sustainability	1. Improve economic opportunities for low-income persons 2. 3.				
Project-level Accomplishments	08 Businesses	Proposed	23	Accompl. Type:	Proposed
		Underway			Underway
		Complete			Complete
	13 Jobs	Proposed	5	Accompl. Type:	Proposed
		Underway			Underway
		Complete			Complete
	Accompl. Type:	Proposed		Accompl. Type:	Proposed
		Underway			Underway
		Complete			Complete
Proposed Outcome		Performance Measure		Actual Outcome	
Technical assistance to businesses creating or		Number of businesses assisted and low-mod jobs created or			
18B ED Technical Assistance 570.203(b)		Matrix Codes			
Matrix Codes		Matrix Codes			
Matrix Codes		Matrix Codes			
Program Year 1	CDBG	Proposed Amt.	90,000	Fund Source:	Proposed Amt.
		Actual Amount			Actual Amount
	Fund Source:	Proposed Amt.		Fund Source:	Proposed Amt.
		Actual Amount			Actual Amount
	08 Businesses	Proposed Units	5	Accompl. Type:	Proposed Units
		Actual Units			Actual Units
	Accompl. Type:	Proposed Units		Accompl. Type:	Proposed Units
		Actual Units			Actual Units

Program Year 2	CDBG	Proposed Amt.	75,070	Fund Source:	Proposed Amt.	
		Actual Amount			Actual Amount	
	Fund Source:	Proposed Amt.		Fund Source:	Proposed Amt.	
		Actual Amount			Actual Amount	
	08 Businesses	Proposed Units	23	Accompl. Type:	Proposed Units	
		Actual Units			Actual Units	
	Accompl. Type:	Proposed Units		Accompl. Type:	Proposed Units	
		Actual Units			Actual Units	
Program Year 3	CDBG	Proposed Amt.	90,000	Fund Source:	Proposed Amt.	
		Actual Amount			Actual Amount	
	Fund Source:	Proposed Amt.		Fund Source:	Proposed Amt.	
		Actual Amount			Actual Amount	
	08 Businesses	Proposed Units	23	Accompl. Type:	Proposed Units	
		Actual Units			Actual Units	
	13 Jobs	Proposed Units	5	Accompl. Type:	Proposed Units	
		Actual Units			Actual Units	
Program Year 4	CDBG	Proposed Amt.	90,000	Fund Source:	Proposed Amt.	
		Actual Amount			Actual Amount	
	Fund Source:	Proposed Amt.		Fund Source:	Proposed Amt.	
		Actual Amount			Actual Amount	
	08 Businesses	Proposed Units	20	Accompl. Type:	Proposed Units	
		Actual Units			Actual Units	
	13 Jobs	Proposed Units	3	Accompl. Type:	Proposed Units	
		Actual Units			Actual Units	
Program Year 5	Fund Source:	Proposed Amt.		Fund Source:	Proposed Amt.	
		Actual Amount			Actual Amount	
	Fund Source:	Proposed Amt.		Fund Source:	Proposed Amt.	
		Actual Amount			Actual Amount	
	Accompl. Type:	Proposed Units		Accompl. Type:	Proposed Units	
		Actual Units			Actual Units	
	Accompl. Type:	Proposed Units		Accompl. Type:	Proposed Units	
		Actual Units			Actual Units	

Project Name: AZ Bridge to Independent Living						
Description:	IDIS Project #: 3-624 UOG Code: AZ40270					
The Mesa Home Accessibility Program (MHAP) will make accessibility modifications to low-moderate income tenants with disabilities.						
Location:	Priority Need Category					
City-wide	Select one: Non-homeless Special Needs ▼					
Expected Completion Date:	Explanation:					
6/30/2014	ABIL will provide all services including intake, assessment, contracting and inspections to carry out handicap modifications for disabled renters.					
Objective Category	Specific Objectives					
<input checked="" type="radio"/> Decent Housing <input type="radio"/> Suitable Living Environment <input type="radio"/> Economic Opportunity	1 Increase range of housing options & related services for persons w/ special needs ▼ 2 Improve the quality of affordable rental housing ▼ 3 Improve the quality of owner housing ▼					
Outcome Categories						
<input checked="" type="checkbox"/> Availability/Accessibility <input type="checkbox"/> Affordability <input type="checkbox"/> Sustainability						
Project-level Accomplishments	10 Housing Units ▼	Proposed	16	Accompl. Type: ▼	Proposed	
		Underway			Underway	
		Complete			Complete	
	Accompl. Type: ▼	Proposed		Accompl. Type: ▼	Proposed	
		Underway			Underway	
		Complete			Complete	
	Accompl. Type: ▼	Proposed		Accompl. Type: ▼	Proposed	
		Underway			Underway	
		Complete			Complete	
Proposed Outcome	Performance Measure	Actual Outcome				
Handicap modifications for disabled renters	Number of housing units					
14A Rehab; Single-Unit Residential 570.202 ▼	Matrix Codes ▼	Matrix Codes ▼				
Matrix Codes ▼	Matrix Codes ▼	Matrix Codes ▼				
Matrix Codes ▼	Matrix Codes ▼	Matrix Codes ▼				
Program Year 1	CDBG ▼	Proposed Amt.	74,418	Fund Source: ▼	Proposed Amt.	
		Actual Amount			Actual Amount	
	Fund Source: ▼	Proposed Amt.		Fund Source: ▼	Proposed Amt.	
		Actual Amount			Actual Amount	
	10 Housing Units ▼	Proposed Units	22	Accompl. Type: ▼	Proposed Units	
		Actual Units			Actual Units	
	Accompl. Type: ▼	Proposed Units		Accompl. Type: ▼	Proposed Units	
		Actual Units			Actual Units	

Program Year 2	CDBG	Proposed Amt.	64,568	Fund Source:	Proposed Amt.	
		Actual Amount			Actual Amount	
	Fund Source:	Proposed Amt.		Fund Source:	Proposed Amt.	
		Actual Amount			Actual Amount	
	10 Housing Units	Proposed Units	18	Accompl. Type:	Proposed Units	
		Actual Units			Actual Units	
	Accompl. Type:	Proposed Units		Accompl. Type:	Proposed Units	
		Actual Units			Actual Units	
Program Year 3	CDBG	Proposed Amt.	65,000	Fund Source:	Proposed Amt.	
		Actual Amount			Actual Amount	
	Fund Source:	Proposed Amt.		Fund Source:	Proposed Amt.	
		Actual Amount			Actual Amount	
	10 Housing Units	Proposed Units	16	Accompl. Type:	Proposed Units	
		Actual Units			Actual Units	
	Accompl. Type:	Proposed Units		Accompl. Type:	Proposed Units	
		Actual Units			Actual Units	
Program Year 4	CDBG	Proposed Amt.	67,696	Fund Source:	Proposed Amt.	
		Actual Amount			Actual Amount	
	Fund Source:	Proposed Amt.		Fund Source:	Proposed Amt.	
		Actual Amount			Actual Amount	
	10 Housing Units	Proposed Units	16	Accompl. Type:	Proposed Units	
		Actual Units			Actual Units	
	Accompl. Type:	Proposed Units		Accompl. Type:	Proposed Units	
		Actual Units			Actual Units	
Program Year 5	Fund Source:	Proposed Amt.		Fund Source:	Proposed Amt.	
		Actual Amount			Actual Amount	
	Fund Source:	Proposed Amt.		Fund Source:	Proposed Amt.	
		Actual Amount			Actual Amount	
	Accompl. Type:	Proposed Units		Accompl. Type:	Proposed Units	
		Actual Units			Actual Units	
	Accompl. Type:	Proposed Units		Accompl. Type:	Proposed Units	
		Actual Units			Actual Units	

Project Name: House of Refuge Energy Efficiency Replacement Project					
Description:	IDIS Project #: 3-625 UOG Code: AZ40270				
House of Refuge will replace the water heaters, stoves and refrigerators to 88 of their transitional housing units. All replacement units will be energy star efficient.					
Location: 6935 East Williams Field Road Mesa, AZ 85212	Priority Need Category Select one: Rental Housing				
Expected Completion Date: 6/30/2014	Explanation: Replace of aging 88 hot water heaters, stoves and refrigerators with energy efficient units at homeless House of Refuge Project.				
Objective Category <input checked="" type="radio"/> Decent Housing <input type="radio"/> Suitable Living Environment <input type="radio"/> Economic Opportunity	Specific Objectives				
Outcome Categories <input checked="" type="checkbox"/> Availability/Accessibility <input type="checkbox"/> Affordability <input checked="" type="checkbox"/> Sustainability	1 Improve the quality of owner housing 2 Increase range of housing options & related services for persons w/ special needs 3				
Project-level Accomplishments	10 Housing Units	Proposed	88	Accompl. Type:	Proposed
		Underway			Underway
		Complete			Complete
	Accompl. Type:	Proposed		Accompl. Type:	Proposed
		Underway			Underway
		Complete			Complete
	Accompl. Type:	Proposed		Accompl. Type:	Proposed
		Underway			Underway
		Complete			Complete
Proposed Outcome	Performance Measure	Actual Outcome			
Homeowner Rehab and Emergency Repairs	Number of housing units				
14F Energy Efficiency Improvements 570.202	Matrix Codes				
Matrix Codes	Matrix Codes				
Matrix Codes	Matrix Codes				
Program Year 1	CDBG	Proposed Amt.		Fund Source:	Proposed Amt.
		Actual Amount			Actual Amount
	Fund Source:	Proposed Amt.		Fund Source:	Proposed Amt.
		Actual Amount			Actual Amount
	Accompl. Type:	Proposed Units		Accompl. Type:	Proposed Units
		Actual Units			Actual Units
	Accompl. Type:	Proposed Units		Accompl. Type:	Proposed Units
		Actual Units			Actual Units

Program Year 2	Fund Source: ▼	Proposed Amt.		Fund Source: ▼	Proposed Amt.	
		Actual Amount			Actual Amount	
	Fund Source: ▼	Proposed Amt.		Fund Source: ▼	Proposed Amt.	
		Actual Amount			Actual Amount	
	Accompl. Type: ▼	Proposed Units		Accompl. Type: ▼	Proposed Units	
		Actual Units			Actual Units	
	Accompl. Type: ▼	Proposed Units		Accompl. Type: ▼	Proposed Units	
		Actual Units			Actual Units	
Program Year 3	Fund Source: ▼	Proposed Amt.		Fund Source: ▼	Proposed Amt.	
		Actual Amount			Actual Amount	
	Fund Source: ▼	Proposed Amt.		Fund Source: ▼	Proposed Amt.	
		Actual Amount			Actual Amount	
	Accompl. Type: ▼	Proposed Units		Accompl. Type: ▼	Proposed Units	
		Actual Units			Actual Units	
	Accompl. Type: ▼	Proposed Units		Accompl. Type: ▼	Proposed Units	
		Actual Units			Actual Units	
Program Year 4	CDBG ▼	Proposed Amt.	48,454	Fund Source: ▼	Proposed Amt.	
		Actual Amount			Actual Amount	
	Fund Source: ▼	Proposed Amt.		Fund Source: ▼	Proposed Amt.	
		Actual Amount			Actual Amount	
	10 Housing Units ▼	Proposed Units	88	Accompl. Type: ▼	Proposed Units	
		Actual Units			Actual Units	
	Accompl. Type: ▼	Proposed Units		Accompl. Type: ▼	Proposed Units	
		Actual Units			Actual Units	
Program Year 5	Fund Source: ▼	Proposed Amt.		Fund Source: ▼	Proposed Amt.	
		Actual Amount			Actual Amount	
	Fund Source: ▼	Proposed Amt.		Fund Source: ▼	Proposed Amt.	
		Actual Amount			Actual Amount	
	Accompl. Type: ▼	Proposed Units		Accompl. Type: ▼	Proposed Units	
		Actual Units			Actual Units	
	Accompl. Type: ▼	Proposed Units		Accompl. Type: ▼	Proposed Units	
		Actual Units			Actual Units	

Project Name: Housing Homeowner Rehabilitation					
Description:	IDIS Project #: 3-623 UOG Code: AZ40270				
Homeowner Rehabilitation that will benefit low-moderate income households; assistance will be focused, but not limited to, designated deteriorated neighborhoods.					
Location:	Priority Need Category				
City-wide, focus in CDBG Target Area	Select one: Owner Occupied Housing ▼				
Expected Completion Date:	Explanation:				
6/30/2014	Complete homeowner rehab projects, including minor and emergency rehab, to reduce substandard housing.				
Objective Category	Specific Objectives				
<input checked="" type="radio"/> Decent Housing <input type="radio"/> Suitable Living Environment <input type="radio"/> Economic Opportunity	1 Improve the quality of owner housing ▼ 2 Increase range of housing options & related services for persons w/ special needs ▼ 3				
Outcome Categories					
<input checked="" type="checkbox"/> Availability/Accessibility <input type="checkbox"/> Affordability <input checked="" type="checkbox"/> Sustainability					
Project-level Accomplishments	10 Housing Units ▼	Proposed	160	Accompl. Type: ▼	Proposed
		Underway			Underway
		Complete			Complete
	Accompl. Type: ▼	Proposed		Accompl. Type: ▼	Proposed
		Underway			Underway
		Complete			Complete
	Accompl. Type: ▼	Proposed		Accompl. Type: ▼	Proposed
		Underway			Underway
		Complete			Complete
Proposed Outcome		Performance Measure		Actual Outcome	
Homeowner Rehab and Emergency Repairs		Number of housing units			
14A Rehab; Single-Unit Residential 570.202 ▼		Matrix Codes ▼			
Matrix Codes ▼		Matrix Codes ▼			
Matrix Codes ▼		Matrix Codes ▼			
Program Year 1	CDBG ▼	Proposed Amt.	730,000	Fund Source: ▼	Proposed Amt.
		Actual Amount			Actual Amount
	Fund Source: ▼	Proposed Amt.		Fund Source: ▼	Proposed Amt.
		Actual Amount			Actual Amount
	10 Housing Units ▼	Proposed Units	100	Accompl. Type: ▼	Proposed Units
		Actual Units			Actual Units
	Accompl. Type: ▼	Proposed Units		Accompl. Type: ▼	Proposed Units
		Actual Units			Actual Units

Program Year 2	CDBG	Proposed Amt.	417,054	Fund Source:	Proposed Amt.	
		Actual Amount			Actual Amount	
	Fund Source:	Proposed Amt.		Fund Source:	Proposed Amt.	
		Actual Amount			Actual Amount	
	10 Housing Units	Proposed Units	50	Accompl. Type:	Proposed Units	
		Actual Units			Actual Units	
	Accompl. Type:	Proposed Units		Accompl. Type:	Proposed Units	
		Actual Units			Actual Units	
Program Year 3	CDBG	Proposed Amt.	500,000	Fund Source:	Proposed Amt.	
		Actual Amount			Actual Amount	
	Fund Source:	Proposed Amt.		Fund Source:	Proposed Amt.	
		Actual Amount			Actual Amount	
	10 Housing Units	Proposed Units	50	Accompl. Type:	Proposed Units	
		Actual Units			Actual Units	
	Accompl. Type:	Proposed Units		Accompl. Type:	Proposed Units	
		Actual Units			Actual Units	
Program Year 4	CDBG	Proposed Amt.	557,680	Fund Source:	Proposed Amt.	
		Actual Amount			Actual Amount	
	Fund Source:	Proposed Amt.		Fund Source:	Proposed Amt.	
		Actual Amount			Actual Amount	
	10 Housing Units	Proposed Units	160	Accompl. Type:	Proposed Units	
		Actual Units			Actual Units	
	Accompl. Type:	Proposed Units		Accompl. Type:	Proposed Units	
		Actual Units			Actual Units	
Program Year 5	Fund Source:	Proposed Amt.		Fund Source:	Proposed Amt.	
		Actual Amount			Actual Amount	
	Fund Source:	Proposed Amt.		Fund Source:	Proposed Amt.	
		Actual Amount			Actual Amount	
	Accompl. Type:	Proposed Units		Accompl. Type:	Proposed Units	
		Actual Units			Actual Units	
	Accompl. Type:	Proposed Units		Accompl. Type:	Proposed Units	
		Actual Units			Actual Units	

Project Name: Community Bridges Center for Hope Nursery Expansion					
Description:	IDIS Project #: 5-628 UOG Code: AZ40270				
Extensive renovation to SIRRINE Adult Day Care facilities located at 247 North MacDonald St. SIRRINE provides family caregiver services to adults with Dementia, Parkinson's, or other disabilities. Facility is in need of ADA accessibility, HVAC, flooring and other renovations to meet current city code.					
Location: 247 North MacDonald St, Mesa AZ 85201	Priority Need Category Select one: Public Facilities				
Expected Completion Date: 6/30/2014	Explanation: Renovation to SIRRINE Adult Day Care to meet building code, which include ADA accessibility, HVAC, flooring and lighting.				
Objective Category <input checked="" type="radio"/> Decent Housing <input type="radio"/> Suitable Living Environment <input type="radio"/> Economic Opportunity	Specific Objectives				
Outcome Categories <input checked="" type="checkbox"/> Availability/Accessibility <input type="checkbox"/> Affordability <input type="checkbox"/> Sustainability	1 Increase range of housing options & related services for persons w/ special needs 2 3				
Project-level Accomplishments	11 Public Facilities	Proposed	1	Accompl. Type:	Proposed
		Underway			Underway
		Complete			Complete
	Accompl. Type:	Proposed		Accompl. Type:	Proposed
		Underway			Underway
		Complete			Complete
	Accompl. Type:	Proposed		Accompl. Type:	Proposed
		Underway			Underway
		Complete			Complete
Proposed Outcome	Performance Measure	Actual Outcome			
Improve quality and increase current resident	Number of facilities rehabilitated				
03C Homeless Facilities (not operating costs) 570.201(c)	Matrix Codes				
Matrix Codes	Matrix Codes				
Matrix Codes	Matrix Codes				
Program Year 1	Fund Source:	Proposed Amt.		Fund Source:	Proposed Amt.
		Actual Amount			Actual Amount
	Fund Source:	Proposed Amt.		Fund Source:	Proposed Amt.
		Actual Amount			Actual Amount
	Accompl. Type:	Proposed Units		Accompl. Type:	Proposed Units
		Actual Units			Actual Units
	Accompl. Type:	Proposed Units		Accompl. Type:	Proposed Units
		Actual Units			Actual Units

Program Year 2	Fund Source: ▼	Proposed Amt.		Fund Source: ▼	Proposed Amt.	
		Actual Amount			Actual Amount	
	Fund Source: ▼	Proposed Amt.		Fund Source: ▼	Proposed Amt.	
		Actual Amount			Actual Amount	
	Accompl. Type: ▼	Proposed Units		Accompl. Type: ▼	Proposed Units	
		Actual Units			Actual Units	
	Accompl. Type: ▼	Proposed Units		Accompl. Type: ▼	Proposed Units	
		Actual Units			Actual Units	
Program Year 3	Fund Source: ▼	Proposed Amt.		Fund Source: ▼	Proposed Amt.	
		Actual Amount			Actual Amount	
	Fund Source: ▼	Proposed Amt.		Fund Source: ▼	Proposed Amt.	
		Actual Amount			Actual Amount	
	Accompl. Type: ▼	Proposed Units		Accompl. Type: ▼	Proposed Units	
		Actual Units			Actual Units	
	Accompl. Type: ▼	Proposed Units		Accompl. Type: ▼	Proposed Units	
		Actual Units			Actual Units	
Program Year 4	CDBG ▼	Proposed Amt.	627,582	Fund Source: ▼	Proposed Amt.	
		Actual Amount			Actual Amount	
	Fund Source: ▼	Proposed Amt.		Fund Source: ▼	Proposed Amt.	
		Actual Amount			Actual Amount	
	11 Public Facilities: ▼	Proposed Units	1	Accompl. Type: ▼	Proposed Units	
		Actual Units			Actual Units	
	Accompl. Type: ▼	Proposed Units		Accompl. Type: ▼	Proposed Units	
		Actual Units			Actual Units	
Program Year 5	Fund Source: ▼	Proposed Amt.		Fund Source: ▼	Proposed Amt.	
		Actual Amount			Actual Amount	
	Fund Source: ▼	Proposed Amt.		Fund Source: ▼	Proposed Amt.	
		Actual Amount			Actual Amount	
	Accompl. Type: ▼	Proposed Units		Accompl. Type: ▼	Proposed Units	
		Actual Units			Actual Units	
	Accompl. Type: ▼	Proposed Units		Accompl. Type: ▼	Proposed Units	
		Actual Units			Actual Units	

Project Name: Community Bridges Center for Hope Nursery Expansion					
Description:	IDIS Project #: 5-629 UOG Code: AZ40270				
The Center for Hope Nursery Expansion will increase the amount of nursery space and other areas for children to support an increased focus on parenting skills and child development for the CFH women and children.					
Location: 554 S. Bellview, Mesa, AZ 85204	Priority Need Category Select one: Public Facilities ▼				
Expected Completion Date: 6/30/2014	Explanation: Construct for 1,000 square feet nursery and and sick child room on CFH campus. Remodel existing nursery into children's learning center.				
Objective Category <input checked="" type="radio"/> Decent Housing <input type="radio"/> Suitable Living Environment <input type="radio"/> Economic Opportunity	Specific Objectives				
Outcome Categories <input checked="" type="checkbox"/> Availability/Accessibility <input type="checkbox"/> Affordability <input type="checkbox"/> Sustainability	1 Increase range of housing options & related services for persons w/ special needs ▼ 2 ▼ 3 ▼				
Project-level Accomplishments	11 Public Facilities ▼	Proposed	1	Accompl. Type: ▼	Proposed
		Underway			Underway
		Complete			Complete
	Accompl. Type: ▼	Proposed		Accompl. Type: ▼	Proposed
		Underway			Underway
		Complete			Complete
	Accompl. Type: ▼	Proposed		Accompl. Type: ▼	Proposed
		Underway			Underway
		Complete			Complete
Proposed Outcome	Performance Measure	Actual Outcome			
Improve quality and increase current resident	Number of facilities rehabilitated				
03C Homeless Facilities (not operating costs) 570.201(c) ▼	Matrix Codes ▼				
Matrix Codes ▼	Matrix Codes ▼				
Matrix Codes ▼	Matrix Codes ▼				
Program Year 1	Fund Source: ▼	Proposed Amt.		Fund Source: ▼	Proposed Amt.
		Actual Amount			Actual Amount
	Fund Source: ▼	Proposed Amt.		Fund Source: ▼	Proposed Amt.
		Actual Amount			Actual Amount
	Accompl. Type: ▼	Proposed Units		Accompl. Type: ▼	Proposed Units
		Actual Units			Actual Units
	Accompl. Type: ▼	Proposed Units		Accompl. Type: ▼	Proposed Units
		Actual Units			Actual Units

Program Year 2	Fund Source: ▼	Proposed Amt.		Fund Source: ▼	Proposed Amt.	
		Actual Amount			Actual Amount	
	Fund Source: ▼	Proposed Amt.		Fund Source: ▼	Proposed Amt.	
		Actual Amount			Actual Amount	
	Accompl. Type: ▼	Proposed Units		Accompl. Type: ▼	Proposed Units	
		Actual Units			Actual Units	
	Accompl. Type: ▼	Proposed Units		Accompl. Type: ▼	Proposed Units	
		Actual Units			Actual Units	
Program Year 3	Fund Source: ▼	Proposed Amt.		Fund Source: ▼	Proposed Amt.	
		Actual Amount			Actual Amount	
	Fund Source: ▼	Proposed Amt.		Fund Source: ▼	Proposed Amt.	
		Actual Amount			Actual Amount	
	Accompl. Type: ▼	Proposed Units		Accompl. Type: ▼	Proposed Units	
		Actual Units			Actual Units	
	Accompl. Type: ▼	Proposed Units		Accompl. Type: ▼	Proposed Units	
		Actual Units			Actual Units	
Program Year 4	CDBG ▼	Proposed Amt.	225,000	Fund Source: ▼	Proposed Amt.	
		Actual Amount			Actual Amount	
	Fund Source: ▼	Proposed Amt.		Fund Source: ▼	Proposed Amt.	
		Actual Amount			Actual Amount	
	11 Public Facilities: ▼	Proposed Units	1	Accompl. Type: ▼	Proposed Units	
		Actual Units			Actual Units	
	Accompl. Type: ▼	Proposed Units		Accompl. Type: ▼	Proposed Units	
		Actual Units			Actual Units	
Program Year 5	Fund Source: ▼	Proposed Amt.		Fund Source: ▼	Proposed Amt.	
		Actual Amount			Actual Amount	
	Fund Source: ▼	Proposed Amt.		Fund Source: ▼	Proposed Amt.	
		Actual Amount			Actual Amount	
	Accompl. Type: ▼	Proposed Units		Accompl. Type: ▼	Proposed Units	
		Actual Units			Actual Units	
	Accompl. Type: ▼	Proposed Units		Accompl. Type: ▼	Proposed Units	
		Actual Units			Actual Units	

Project Name: Hacienda Los Ninos Hospital					
Description:	IDIS Project #: 5-630 UOG Code: AZ40270				
Funds are being allocated to support the construction of a new 26 bed pediatric hospital to serve medically fragile transitional acute care facility.					
Location: 610 W. Jerome Avenue, Mesa, AZ 85210	Priority Need Category Select one: Public Facilities				
Expected Completion Date: 6/30/2014	Explanation: Construction of new facility with 26 beds to serve low income families with speciality in caring for infants, toddlers, children, and teens. 96% of the children we serve are covered by the Arizona Health Care				
Objective Category <input checked="" type="radio"/> Decent Housing <input type="radio"/> Suitable Living Environment <input type="radio"/> Economic Opportunity	Specific Objectives				
Outcome Categories <input checked="" type="checkbox"/> Availability/Accessibility <input type="checkbox"/> Affordability <input type="checkbox"/> Sustainability	1 Increase range of housing options & related services for persons w/ special needs 2 3				
Project-level Accomplishments	11 Public Facilities	Proposed	1	Accompl. Type:	Proposed
		Underway			Underway
		Complete			Complete
	Accompl. Type:	Proposed		Accompl. Type:	Proposed
		Underway			Underway
		Complete			Complete
	Accompl. Type:	Proposed		Accompl. Type:	Proposed
		Underway			Underway
		Complete			Complete
Proposed Outcome	Performance Measure	Actual Outcome			
Improve quality and increase current resident	Number of facilities rehabilitated				
03C Homeless Facilities (not operating costs) 570.201(c)	Matrix Codes				
Matrix Codes	Matrix Codes				
Matrix Codes	Matrix Codes				
Program Year 1	Fund Source:	Proposed Amt.		Fund Source:	Proposed Amt.
		Actual Amount			Actual Amount
	Fund Source:	Proposed Amt.		Fund Source:	Proposed Amt.
		Actual Amount			Actual Amount
	Accompl. Type:	Proposed Units		Accompl. Type:	Proposed Units
		Actual Units			Actual Units
	Accompl. Type:	Proposed Units		Accompl. Type:	Proposed Units
		Actual Units			Actual Units

Program Year 2	Fund Source: ▼	Proposed Amt.		Fund Source: ▼	Proposed Amt.	
		Actual Amount			Actual Amount	
	Fund Source: ▼	Proposed Amt.		Fund Source: ▼	Proposed Amt.	
		Actual Amount			Actual Amount	
	Accompl. Type: ▼	Proposed Units		Accompl. Type: ▼	Proposed Units	
		Actual Units			Actual Units	
	Accompl. Type: ▼	Proposed Units		Accompl. Type: ▼	Proposed Units	
		Actual Units			Actual Units	
Program Year 3	Fund Source: ▼	Proposed Amt.		Fund Source: ▼	Proposed Amt.	
		Actual Amount			Actual Amount	
	Fund Source: ▼	Proposed Amt.		Fund Source: ▼	Proposed Amt.	
		Actual Amount			Actual Amount	
	Accompl. Type: ▼	Proposed Units		Accompl. Type: ▼	Proposed Units	
		Actual Units			Actual Units	
	Accompl. Type: ▼	Proposed Units		Accompl. Type: ▼	Proposed Units	
		Actual Units			Actual Units	
Program Year 4	CDBG ▼	Proposed Amt.	700,000	Fund Source: ▼	Proposed Amt.	
		Actual Amount			Actual Amount	
	Fund Source: ▼	Proposed Amt.		Fund Source: ▼	Proposed Amt.	
		Actual Amount			Actual Amount	
	11 Public Facilities: ▼	Proposed Units	1	Accompl. Type: ▼	Proposed Units	
		Actual Units			Actual Units	
	Accompl. Type: ▼	Proposed Units		Accompl. Type: ▼	Proposed Units	
		Actual Units			Actual Units	
Program Year 5	Fund Source: ▼	Proposed Amt.		Fund Source: ▼	Proposed Amt.	
		Actual Amount			Actual Amount	
	Fund Source: ▼	Proposed Amt.		Fund Source: ▼	Proposed Amt.	
		Actual Amount			Actual Amount	
	Accompl. Type: ▼	Proposed Units		Accompl. Type: ▼	Proposed Units	
		Actual Units			Actual Units	
	Accompl. Type: ▼	Proposed Units		Accompl. Type: ▼	Proposed Units	
		Actual Units			Actual Units	

Project Name: La Mesita - Construction Project					
Description:	IDIS Project #: 9-607 UOG Code: AZ40270				
Funds are being allocated to support the construction of a new 16 unit energy efficient emergency homeless shelter.					
Location: 2254 W. Main Street, Mesa, AZ 85201	Priority Need Category Select one: Public Facilities				
Expected Completion Date: 6/30/2014	Explanation: Constructed in 1945, building age has contributed to on-going decay and deterioration. La Mesita will possibly have to reduce client capacity if project is not complete. The project is in desperate need to increase energy efficiency and longevity of shelter services.				
Objective Category <input checked="" type="radio"/> Decent Housing <input type="radio"/> Suitable Living Environment <input type="radio"/> Economic Opportunity	Specific Objectives				
Outcome Categories <input checked="" type="checkbox"/> Availability/Accessibility <input type="checkbox"/> Affordability <input type="checkbox"/> Sustainability	1 Increase range of housing options & related services for persons w/ special needs 2 3				
Project-level Accomplishments	11 Public Facilities	Proposed	1	Accompl. Type:	Proposed
		Underway			Underway
		Complete			Complete
	Accompl. Type:	Proposed		Accompl. Type:	Proposed
		Underway			Underway
		Complete			Complete
	Accompl. Type:	Proposed		Accompl. Type:	Proposed
		Underway			Underway
		Complete			Complete
Proposed Outcome	Performance Measure	Actual Outcome			
Improve quality and increase current resident	Number of facilities rehabilitated				
03C Homeless Facilities (not operating costs) 570.201(c)	Matrix Codes				
Matrix Codes	Matrix Codes				
Matrix Codes	Matrix Codes				
Program Year 1	Fund Source:	Proposed Amt.		Fund Source:	Proposed Amt.
		Actual Amount			Actual Amount
	Fund Source:	Proposed Amt.		Fund Source:	Proposed Amt.
		Actual Amount			Actual Amount
	Accompl. Type:	Proposed Units		Accompl. Type:	Proposed Units
		Actual Units			Actual Units
	Accompl. Type:	Proposed Units		Accompl. Type:	Proposed Units
		Actual Units			Actual Units

Program Year 2	CDBG	Proposed Amt.	317,733	Fund Source:	Proposed Amt.	
		Actual Amount			Actual Amount	
	Fund Source:	Proposed Amt.		Fund Source:	Proposed Amt.	
		Actual Amount			Actual Amount	
	11 Public Facilities:	Proposed Units	1	Accompl. Type:	Proposed Units	
		Actual Units			Actual Units	
	Accompl. Type:	Proposed Units		Accompl. Type:	Proposed Units	
		Actual Units			Actual Units	
Program Year 3	CDBG	Proposed Amt.	100,184	Fund Source:	Proposed Amt.	
		Actual Amount			Actual Amount	
	Fund Source:	Proposed Amt.		Fund Source:	Proposed Amt.	
		Actual Amount			Actual Amount	
	11 Public Facilities:	Proposed Units	1	Accompl. Type:	Proposed Units	
		Actual Units			Actual Units	
	Accompl. Type:	Proposed Units		Accompl. Type:	Proposed Units	
		Actual Units			Actual Units	
Program Year 4	CDBG	Proposed Amt.	306,794	Fund Source:	Proposed Amt.	
		Actual Amount			Actual Amount	
	Fund Source:	Proposed Amt.		Fund Source:	Proposed Amt.	
		Actual Amount			Actual Amount	
	11 Public Facilities:	Proposed Units	1	Accompl. Type:	Proposed Units	
		Actual Units			Actual Units	
	Accompl. Type:	Proposed Units		Accompl. Type:	Proposed Units	
		Actual Units			Actual Units	
Program Year 5	Fund Source:	Proposed Amt.		Fund Source:	Proposed Amt.	
		Actual Amount			Actual Amount	
	Fund Source:	Proposed Amt.		Fund Source:	Proposed Amt.	
		Actual Amount			Actual Amount	
	Accompl. Type:	Proposed Units		Accompl. Type:	Proposed Units	
		Actual Units			Actual Units	
	Accompl. Type:	Proposed Units		Accompl. Type:	Proposed Units	
		Actual Units			Actual Units	

Project Name: A New Leaf- Autumn House						
Description:	IDIS Project #: 2-617 UOG Code: AZ40270					
Funds from the City of Mesa will be used to support program operations at Autumn House Domestic Violence Shelter. The shelter offers victims of domestic violence and their children emergency shelter and basic needs 24 hours a day, 7 days a week, for up to 120 days in addition to support services to aid in the healing and recovery process.						
Location:	Priority Need Category					
Confidential address	Select one: Non-homeless Special Needs					
Explanation:						
Expected Completion Date: 6/30/2014	Autumn House serves victims of domestic violence within the City of Mesa.					
Objective Category						
<input type="radio"/> Decent Housing <input checked="" type="radio"/> Suitable Living Environment <input type="radio"/> Economic Opportunity						
Specific Objectives						
Outcome Categories	1 Improve the services for low/mod income persons					
<input checked="" type="checkbox"/> Availability/Accessibility	2 Increase range of housing options & related services for persons w/ special needs					
<input type="checkbox"/> Affordability	3					
<input type="checkbox"/> Sustainability						
Project-level Accomplishments	01 People	Proposed	250	Accompl. Type:	Proposed	
		Underway			Underway	
		Complete			Complete	
	Accompl. Type:	Proposed		Accompl. Type:	Proposed	
		Underway			Underway	
		Complete			Complete	
	Accompl. Type:	Proposed		Accompl. Type:	Proposed	
		Underway			Underway	
		Complete			Complete	
Proposed Outcome		Performance Measure		Actual Outcome		
Provide services to domestic violence.		Number of people served				
03T Operating Costs of Homeless/AIDS Patients Programs		Matrix Codes				
Matrix Codes		Matrix Codes				
Matrix Codes		Matrix Codes				
Program Year 1	Fund Source:	Proposed Amt.		Fund Source:	Proposed Amt.	
		Actual Amount			Actual Amount	
	Fund Source:	Proposed Amt.		Fund Source:	Proposed Amt.	
		Actual Amount			Actual Amount	
	Accompl. Type:	Proposed Units		Accompl. Type:	Proposed Units	
		Actual Units			Actual Units	
	Accompl. Type:	Proposed Units		Accompl. Type:	Proposed Units	
		Actual Units			Actual Units	

Program Year 2	Fund Source: ▼	Proposed Amt.		Fund Source: ▼	Proposed Amt.	
		Actual Amount			Actual Amount	
	Fund Source: ▼	Proposed Amt.		Fund Source: ▼	Proposed Amt.	
		Actual Amount			Actual Amount	
	Accompl. Type: ▼	Proposed Units		Accompl. Type: ▼	Proposed Units	
		Actual Units			Actual Units	
	Accompl. Type: ▼	Proposed Units		Accompl. Type: ▼	Proposed Units	
		Actual Units			Actual Units	
Program Year 3	Fund Source: ▼	Proposed Amt.		Fund Source: ▼	Proposed Amt.	
		Actual Amount			Actual Amount	
	Fund Source: ▼	Proposed Amt.		Fund Source: ▼	Proposed Amt.	
		Actual Amount			Actual Amount	
	Accompl. Type: ▼	Proposed Units		Accompl. Type: ▼	Proposed Units	
		Actual Units			Actual Units	
	Accompl. Type: ▼	Proposed Units		Accompl. Type: ▼	Proposed Units	
		Actual Units			Actual Units	
Program Year 4	CDBG ▼	Proposed Amt.	42,500	Fund Source: ▼	Proposed Amt.	
		Actual Amount			Actual Amount	
	Fund Source: ▼	Proposed Amt.		Fund Source: ▼	Proposed Amt.	
		Actual Amount			Actual Amount	
	Accompl. Type: ▼	Proposed Units		Accompl. Type: ▼	Proposed Units	
		Actual Units			Actual Units	
	Accompl. Type: ▼	Proposed Units		Accompl. Type: ▼	Proposed Units	
		Actual Units			Actual Units	
Program Year 5	Fund Source: ▼	Proposed Amt.		Fund Source: ▼	Proposed Amt.	
		Actual Amount			Actual Amount	
	Fund Source: ▼	Proposed Amt.		Fund Source: ▼	Proposed Amt.	
		Actual Amount			Actual Amount	
	Accompl. Type: ▼	Proposed Units		Accompl. Type: ▼	Proposed Units	
		Actual Units			Actual Units	
	Accompl. Type: ▼	Proposed Units		Accompl. Type: ▼	Proposed Units	
		Actual Units			Actual Units	

Project Name: HOME Rental Assistance						
Description:	IDIS Project #: UOG Code: AZ40270					
Utilize HOME funds for Rental.						
Location:	Priority Need Category					
Scattered sites City-wide	Select one: Rental Housing					
Expected Completion Date:	Explanation:					
6/30/2011	TBD					
Objective Category						
<input checked="" type="radio"/> Decent Housing <input type="radio"/> Suitable Living Environment <input type="radio"/> Economic Opportunity						
Outcome Categories	Specific Objectives					
<input type="checkbox"/> Availability/Accessibility <input checked="" type="checkbox"/> Affordability <input type="checkbox"/> Sustainability	1 Increase the supply of affordable rental housing 2 Improve the quality of affordable rental housing 3 Improve access to affordable rental housing					
Project-level Accomplishments	10 Housing Units	Proposed		Accompl. Type:	Proposed	
		Underway			Underway	
		Complete			Complete	
	Accompl. Type:	Proposed		Accompl. Type:	Proposed	
		Underway			Underway	
		Complete			Complete	
	Accompl. Type:	Proposed		Accompl. Type:	Proposed	
		Underway			Underway	
		Complete			Complete	
Proposed Outcome	Performance Measure	Actual Outcome				
Affordable rental housing	Number of housing units					
14G Acquisition - for Rehabilitation 570.202	Matrix Codes					
Matrix Codes	Matrix Codes					
Matrix Codes	Matrix Codes					
Program Year 1	Fund Source:	Proposed Amt.		Fund Source:	Proposed Amt.	
		Actual Amount			Actual Amount	
	Fund Source:	Proposed Amt.		Fund Source:	Proposed Amt.	
		Actual Amount			Actual Amount	
	Accompl. Type:	Proposed Units		Accompl. Type:	Proposed Units	
		Actual Units			Actual Units	
	Accompl. Type:	Proposed Units		Accompl. Type:	Proposed Units	
		Actual Units			Actual Units	

Program Year 2	Fund Source: ▼	Proposed Amt.		Fund Source: ▼	Proposed Amt.	
		Actual Amount			Actual Amount	
	Fund Source: ▼	Proposed Amt.		Fund Source: ▼	Proposed Amt.	
		Actual Amount			Actual Amount	
	Accompl. Type: ▼	Proposed Units		Accompl. Type: ▼	Proposed Units	
		Actual Units			Actual Units	
	Accompl. Type: ▼	Proposed Units		Accompl. Type: ▼	Proposed Units	
		Actual Units			Actual Units	
Program Year 3	HOME ▼	Proposed Amt.	200,158	Fund Source: ▼	Proposed Amt.	
		Actual Amount			Actual Amount	
	Fund Source: ▼	Proposed Amt.		Fund Source: ▼	Proposed Amt.	
		Actual Amount			Actual Amount	
	10 Housing Units ▼	Proposed Units	2	Accompl. Type: ▼	Proposed Units	
		Actual Units			Actual Units	
	Accompl. Type: ▼	Proposed Units		Accompl. Type: ▼	Proposed Units	
		Actual Units			Actual Units	
Program Year 4	HOME ▼	Proposed Amt.	205,021	Fund Source: ▼	Proposed Amt.	
		Actual Amount			Actual Amount	
	Fund Source: ▼	Proposed Amt.		Fund Source: ▼	Proposed Amt.	
		Actual Amount			Actual Amount	
	Accompl. Type: ▼	Proposed Units		Accompl. Type: ▼	Proposed Units	
		Actual Units			Actual Units	
	Accompl. Type: ▼	Proposed Units		Accompl. Type: ▼	Proposed Units	
		Actual Units			Actual Units	
Program Year 5	Fund Source: ▼	Proposed Amt.		Fund Source: ▼	Proposed Amt.	
		Actual Amount			Actual Amount	
	Fund Source: ▼	Proposed Amt.		Fund Source: ▼	Proposed Amt.	
		Actual Amount			Actual Amount	
	Accompl. Type: ▼	Proposed Units		Accompl. Type: ▼	Proposed Units	
		Actual Units			Actual Units	
	Accompl. Type: ▼	Proposed Units		Accompl. Type: ▼	Proposed Units	
		Actual Units			Actual Units	

Project Name: Security Deposit Program						
Description:	IDIS Project #: 11- UOG Code: AZ40270 Provide security and utility deposit assistance to low-income families and individuals moving to housing units in Mesa.					
Location: Citywide	Priority Need Category Select one: Rental Housing					
Expected Completion Date: 6/30/2014	Explanation: In partnership with community non-profits, provide security and utility deposit assistance to eligible low-income families. Assistance includes one-time security deposit assistance, and up to one month's rental payment.					
Objective Category <input checked="" type="radio"/> Decent Housing <input type="radio"/> Suitable Living Environment <input type="radio"/> Economic Opportunity	Specific Objectives 1 End chronic homelessness 2 Improve access to affordable rental housing 3					
Outcome Categories <input type="checkbox"/> Availability/Accessibility <input checked="" type="checkbox"/> Affordability <input type="checkbox"/> Sustainability						
Project-level Accomplishments	04 Households	Proposed	40	Accompl. Type:	Proposed	
		Underway			Underway	
		Complete			Complete	
	Accompl. Type:	Proposed		Accompl. Type:	Proposed	
		Underway			Underway	
		Complete			Complete	
	Accompl. Type:	Proposed		Accompl. Type:	Proposed	
		Underway			Underway	
		Complete			Complete	
Proposed Outcome	Performance Measure	Actual Outcome				
Rental assistance	Number of households					
05T Security Deposits (if HOME, not part of 5% Admin c	Matrix Codes					
Matrix Codes	Matrix Codes					
Matrix Codes	Matrix Codes					
Program Year 1	Fund Source:	Proposed Amt.		Fund Source:	Proposed Amt.	
		Actual Amount			Actual Amount	
	Fund Source:	Proposed Amt.		Fund Source:	Proposed Amt.	
		Actual Amount			Actual Amount	
	Accompl. Type:	Proposed Units		Accompl. Type:	Proposed Units	
		Actual Units			Actual Units	
	Accompl. Type:	Proposed Units		Accompl. Type:	Proposed Units	
		Actual Units			Actual Units	

Program Year 2	HOME	▼	Proposed Amt.	44,366		Fund Source:	▼	Proposed Amt.	
			Actual Amount					Actual Amount	
	Fund Source:	▼	Proposed Amt.			Fund Source:	▼	Proposed Amt.	
			Actual Amount					Actual Amount	
	04 Households	▼	Proposed Units	40		Accompl. Type:	▼	Proposed Units	
			Actual Units					Actual Units	
	Accompl. Type:	▼	Proposed Units			Accompl. Type:	▼	Proposed Units	
			Actual Units					Actual Units	
Program Year 3	HOME	▼	Proposed Amt.	50,000		Fund Source:	▼	Proposed Amt.	
			Actual Amount					Actual Amount	
	Fund Source:	▼	Proposed Amt.			Fund Source:	▼	Proposed Amt.	
			Actual Amount					Actual Amount	
	04 Households	▼	Proposed Units	50		Accompl. Type:	▼	Proposed Units	
			Actual Units					Actual Units	
	Accompl. Type:	▼	Proposed Units			Accompl. Type:	▼	Proposed Units	
			Actual Units					Actual Units	
Program Year 4	HOME	▼	Proposed Amt.	100,000		Fund Source:	▼	Proposed Amt.	
			Actual Amount					Actual Amount	
	Fund Source:	▼	Proposed Amt.			Fund Source:	▼	Proposed Amt.	
			Actual Amount					Actual Amount	
	01 People	▼	Proposed Units	40		Accompl. Type:	▼	Proposed Units	
			Actual Units					Actual Units	
	Accompl. Type:	▼	Proposed Units			Accompl. Type:	▼	Proposed Units	
			Actual Units					Actual Units	
Program Year 5	Fund Source:	▼	Proposed Amt.			Fund Source:	▼	Proposed Amt.	
			Actual Amount					Actual Amount	
	Fund Source:	▼	Proposed Amt.			Fund Source:	▼	Proposed Amt.	
			Actual Amount					Actual Amount	
	Accompl. Type:	▼	Proposed Units			Accompl. Type:	▼	Proposed Units	
			Actual Units					Actual Units	
	Accompl. Type:	▼	Proposed Units			Accompl. Type:	▼	Proposed Units	
			Actual Units					Actual Units	

Project Name: HOME Program Administration							
Description:	IDIS Project #: <input type="text"/> UOG Code: AZ40270						
Administration of HOME Investment Partnership Program							
Location:	Priority Need Category						
20 E. Main Street, Suite 250, Mesa, AZ 85201	<table border="1"> <tr> <td>Select one:</td> <td>Priority Need Category <input type="text"/></td> </tr> </table>	Select one:	Priority Need Category <input type="text"/>				
Select one:	Priority Need Category <input type="text"/>						
Expected Completion Date:	Explanation:						
6/30/2014	HOME Program Administration to assist with planning and administering the HOME Program						
Objective Category							
<input checked="" type="radio"/> Decent Housing <input type="radio"/> Suitable Living Environment <input type="radio"/> Economic Opportunity							
Outcome Categories	Specific Objectives						
<input type="checkbox"/> Availability/Accessibility <input checked="" type="checkbox"/> Affordability <input type="checkbox"/> Sustainability	<table border="1"> <tr> <td>1</td> <td><input type="text"/></td> </tr> <tr> <td>2</td> <td><input type="text"/></td> </tr> <tr> <td>3</td> <td><input type="text"/></td> </tr> </table>	1	<input type="text"/>	2	<input type="text"/>	3	<input type="text"/>
1	<input type="text"/>						
2	<input type="text"/>						
3	<input type="text"/>						
Project-level Accomplishments	Accompl. Type: <input type="text"/>	Proposed	<input type="text"/>		Accompl. Type: <input type="text"/>	Proposed	<input type="text"/>
		Underway	<input type="text"/>			Underway	<input type="text"/>
		Complete	<input type="text"/>			Complete	<input type="text"/>
	Accompl. Type: <input type="text"/>	Proposed	<input type="text"/>		Accompl. Type: <input type="text"/>	Proposed	<input type="text"/>
		Underway	<input type="text"/>			Underway	<input type="text"/>
		Complete	<input type="text"/>			Complete	<input type="text"/>
	Accompl. Type: <input type="text"/>	Proposed	<input type="text"/>		Accompl. Type: <input type="text"/>	Proposed	<input type="text"/>
		Underway	<input type="text"/>			Underway	<input type="text"/>
		Complete	<input type="text"/>			Complete	<input type="text"/>
Proposed Outcome		Performance Measure		Actual Outcome			
21H HOME Admin/Planning Costs of PJ (subject to 5% cap) <input type="text"/>				Matrix Codes <input type="text"/>			
Matrix Codes <input type="text"/>				Matrix Codes <input type="text"/>			
Matrix Codes <input type="text"/>				Matrix Codes <input type="text"/>			
Program Year 1	HOME <input type="text"/>	Proposed Amt.	149,821		Fund Source: <input type="text"/>	Proposed Amt.	<input type="text"/>
		Actual Amount	<input type="text"/>			Actual Amount	<input type="text"/>
	Fund Source: <input type="text"/>	Proposed Amt.	<input type="text"/>		Fund Source: <input type="text"/>	Proposed Amt.	<input type="text"/>
		Actual Amount	<input type="text"/>			Actual Amount	<input type="text"/>
	04 Households <input type="text"/>	Proposed Units	<input type="text"/>		Accompl. Type: <input type="text"/>	Proposed Units	<input type="text"/>
		Actual Units	<input type="text"/>			Actual Units	<input type="text"/>
	Accompl. Type: <input type="text"/>	Proposed Units	<input type="text"/>		Accompl. Type: <input type="text"/>	Proposed Units	<input type="text"/>
		Actual Units	<input type="text"/>			Actual Units	<input type="text"/>

Program Year 2	HOME	▼	Proposed Amt.	131,901		Fund Source:	▼	Proposed Amt.	
			Actual Amount					Actual Amount	
	Fund Source:	▼	Proposed Amt.			Fund Source:	▼	Proposed Amt.	
			Actual Amount					Actual Amount	
	Accompl. Type:	▼	Proposed Units			Accompl. Type:	▼	Proposed Units	
			Actual Units					Actual Units	
	Accompl. Type:	▼	Proposed Units			Accompl. Type:	▼	Proposed Units	
			Actual Units					Actual Units	
Program Year 3	HOME	▼	Proposed Amt.	94,308		Fund Source:	▼	Proposed Amt.	
			Actual Amount					Actual Amount	
	Fund Source:	▼	Proposed Amt.			Fund Source:	▼	Proposed Amt.	
			Actual Amount					Actual Amount	
	Accompl. Type:	▼	Proposed Units			Accompl. Type:	▼	Proposed Units	
			Actual Units					Actual Units	
	Accompl. Type:	▼	Proposed Units			Accompl. Type:	▼	Proposed Units	
			Actual Units					Actual Units	
Program Year 4	HOME	▼	Proposed Amt.	94,449		Fund Source:	▼	Proposed Amt.	
			Actual Amount					Actual Amount	
	Fund Source:	▼	Proposed Amt.			Fund Source:	▼	Proposed Amt.	
			Actual Amount					Actual Amount	
	Accompl. Type:	▼	Proposed Units			Accompl. Type:	▼	Proposed Units	
			Actual Units					Actual Units	
	Accompl. Type:	▼	Proposed Units			Accompl. Type:	▼	Proposed Units	
			Actual Units					Actual Units	
Program Year 5	Fund Source:	▼	Proposed Amt.			Fund Source:	▼	Proposed Amt.	
			Actual Amount					Actual Amount	
	Fund Source:	▼	Proposed Amt.			Fund Source:	▼	Proposed Amt.	
			Actual Amount					Actual Amount	
	Accompl. Type:	▼	Proposed Units			Accompl. Type:	▼	Proposed Units	
			Actual Units					Actual Units	
	Accompl. Type:	▼	Proposed Units			Accompl. Type:	▼	Proposed Units	
			Actual Units					Actual Units	

Project Name: La Mesita Homeless Shelter							
Description:	IDIS Project #: 7-633 UOG Code: AZ40270						
Operations of La Mesita transitional living facility for homeless families with children not more than 10% of amount may be used for the cost of staff.							
Location:	Priority Need Category						
2254 West Main Street, Mesa, AZ 85201	Select one: Homeless/HIV/AIDS ▼						
Expected Completion Date:	Explanation:						
6/30/2014	Improve access to long term affordable housing, improve economic stability moving families from homelessness.						
Objective Category	Specific Objectives						
<input checked="" type="radio"/> Decent Housing <input type="radio"/> Suitable Living Environment <input type="radio"/> Economic Opportunity	1 End chronic homelessness ▼ 2 Increase range of housing options & related services for persons w/ special needs ▼ 3 Increase the number of homeless persons moving into permanent housing ▼						
Outcome Categories							
<input checked="" type="checkbox"/> Availability/Accessibility <input type="checkbox"/> Affordability <input type="checkbox"/> Sustainability							
Project-level Accomplishments	01 People ▼	Proposed	490		Accompl. Type: ▼	Proposed	
		Underway				Underway	
		Complete				Complete	
	Accompl. Type: ▼	Proposed			Accompl. Type: ▼	Proposed	
		Underway				Underway	
		Complete				Complete	
	Accompl. Type: ▼	Proposed			Accompl. Type: ▼	Proposed	
		Underway				Underway	
		Complete				Complete	
Proposed Outcome	Performance Measure	Actual Outcome					
Provide housing for homeless families	Number of people served						
03T Operating Costs of Homeless/AIDS Patients Programs ▼	Matrix Codes ▼						
Matrix Codes ▼	Matrix Codes ▼						
Matrix Codes ▼	Matrix Codes ▼						
Program Year 1	ESG ▼	Proposed Amt.	30,258		Fund Source: ▼	Proposed Amt.	
		Actual Amount				Actual Amount	
	Fund Source: ▼	Proposed Amt.			Fund Source: ▼	Proposed Amt.	
		Actual Amount				Actual Amount	
	01 People ▼	Proposed Units	273		Accompl. Type: ▼	Proposed Units	
		Actual Units				Actual Units	
	Accompl. Type: ▼	Proposed Units			Accompl. Type: ▼	Proposed Units	
		Actual Units				Actual Units	

Program Year 2	ESG	▼	Proposed Amt.	32,500		Fund Source:	▼	Proposed Amt.		
			Actual Amount						Actual Amount	
	Fund Source:	▼	Proposed Amt.			Fund Source:	▼	Proposed Amt.		
			Actual Amount					Actual Amount		
	01 People	▼	Proposed Units	550		Accompl. Type:	▼	Proposed Units		
			Actual Units					Actual Units		
	Accompl. Type:	▼	Proposed Units			Accompl. Type:	▼	Proposed Units		
			Actual Units					Actual Units		
Program Year 3	ESG	▼	Proposed Amt.	42,500		Fund Source:	▼	Proposed Amt.		
			Actual Amount					Actual Amount		
	Fund Source:	▼	Proposed Amt.			Fund Source:	▼	Proposed Amt.		
			Actual Amount					Actual Amount		
	01 People	▼	Proposed Units	580		Accompl. Type:	▼	Proposed Units		
			Actual Units					Actual Units		
	Accompl. Type:	▼	Proposed Units			Accompl. Type:	▼	Proposed Units		
			Actual Units					Actual Units		
Program Year 4	ESG	▼	Proposed Amt.	42,500		Fund Source:	▼	Proposed Amt.		
			Actual Amount					Actual Amount		
	Fund Source:	▼	Proposed Amt.			Fund Source:	▼	Proposed Amt.		
			Actual Amount					Actual Amount		
	01 People	▼	Proposed Units			Accompl. Type:	▼	Proposed Units		
			Actual Units					Actual Units		
	Accompl. Type:	▼	Proposed Units	490		Accompl. Type:	▼	Proposed Units		
			Actual Units					Actual Units		
Program Year 5	Fund Source:	▼	Proposed Amt.			Fund Source:	▼	Proposed Amt.		
			Actual Amount					Actual Amount		
	Fund Source:	▼	Proposed Amt.			Fund Source:	▼	Proposed Amt.		
			Actual Amount					Actual Amount		
	Accompl. Type:	▼	Proposed Units			Accompl. Type:	▼	Proposed Units		
			Actual Units					Actual Units		
	Accompl. Type:	▼	Proposed Units			Accompl. Type:	▼	Proposed Units		
			Actual Units					Actual Units		

Project Name: Community Bridges CBI- Homeless Navigator Services						
Description:	IDIS Project #: UOG Code: AZ40270					
Funding of one FTE Homeless Navigator to serve chronically homeless individuals ranked in the top most medically vulnerable homeless individuals living in the streets of Mesa.						
Location: Citywide	Priority Need Category Select one: Homeless/HIV/AIDS ▼					
Expected Completion Date: 6/30/2014	Explanation: The Homeless Navigator will locate and establish a relationship with the individual, facilitate their voluntary transition from the street into temporary bridge housing and permanent housing when available, and provide the support and advocacy necessary to maintain a stable living environment.					
Objective Category <input checked="" type="radio"/> Decent Housing <input type="radio"/> Suitable Living Environment <input type="radio"/> Economic Opportunity	Specific Objectives 1 End chronic homelessness ▼ 2 Increase the number of homeless persons moving into permanent housing ▼ 3					
Outcome Categories <input checked="" type="checkbox"/> Availability/Accessibility <input type="checkbox"/> Affordability <input type="checkbox"/> Sustainability						
Project-level Accomplishments	01 People ▼	Proposed	6	Accompl. Type: ▼	Proposed	
		Underway			Underway	
		Complete			Complete	
	Accompl. Type: ▼	Proposed		Accompl. Type: ▼	Proposed	
		Underway			Underway	
		Complete			Complete	
	Accompl. Type: ▼	Proposed		Accompl. Type: ▼	Proposed	
		Underway			Underway	
		Complete			Complete	
Proposed Outcome		Performance Measure		Actual Outcome		
Permanent housing for medically vulnerable		Number of people served				
03T Operating Costs of Homeless/AIDS Patients Programs ▼		Matrix Codes ▼				
Matrix Codes ▼		Matrix Codes ▼				
Matrix Codes ▼		Matrix Codes ▼				
Program Year 1	Fund Source: ▼	Proposed Amt.		Fund Source: ▼	Proposed Amt.	
		Actual Amount			Actual Amount	
	Fund Source: ▼	Proposed Amt.		Fund Source: ▼	Proposed Amt.	
		Actual Amount			Actual Amount	
	Accompl. Type: ▼	Proposed Units		Accompl. Type: ▼	Proposed Units	
		Actual Units			Actual Units	
	Accompl. Type: ▼	Proposed Units		Accompl. Type: ▼	Proposed Units	
		Actual Units			Actual Units	

Program Year 2	CDBG	Proposed Amt.	26,766	Fund Source:	Proposed Amt.	
		Actual Amount			Actual Amount	
	Fund Source:	Proposed Amt.		Fund Source:	Proposed Amt.	
		Actual Amount			Actual Amount	
	01 People	Proposed Units	6	Accompl. Type:	Proposed Units	
		Actual Units			Actual Units	
	Accompl. Type:	Proposed Units		Accompl. Type:	Proposed Units	
		Actual Units			Actual Units	
Program Year 3	ESG	Proposed Amt.	37,752	Fund Source:	Proposed Amt.	
		Actual Amount			Actual Amount	
	Fund Source:	Proposed Amt.		Fund Source:	Proposed Amt.	
		Actual Amount			Actual Amount	
	01 People	Proposed Units	10	Accompl. Type:	Proposed Units	
		Actual Units			Actual Units	
	Accompl. Type:	Proposed Units		Accompl. Type:	Proposed Units	
		Actual Units			Actual Units	
Program Year 4	ESG	Proposed Amt.	45,693	Fund Source:	Proposed Amt.	
		Actual Amount			Actual Amount	
	Fund Source:	Proposed Amt.		Fund Source:	Proposed Amt.	
		Actual Amount			Actual Amount	
	01 People	Proposed Units	15	Accompl. Type:	Proposed Units	
		Actual Units			Actual Units	
	Accompl. Type:	Proposed Units		Accompl. Type:	Proposed Units	
		Actual Units			Actual Units	
Program Year 5	Fund Source:	Proposed Amt.		Fund Source:	Proposed Amt.	
		Actual Amount			Actual Amount	
	Fund Source:	Proposed Amt.		Fund Source:	Proposed Amt.	
		Actual Amount			Actual Amount	
	Accompl. Type:	Proposed Units		Accompl. Type:	Proposed Units	
		Actual Units			Actual Units	
	Accompl. Type:	Proposed Units		Accompl. Type:	Proposed Units	
		Actual Units			Actual Units	


Project Name: Desert Leaf and La Mesita Apartments						
Description:	IDIS Project #: 2-620 UOG Code: AZ40270					
For supportive services for the Desert Leaf and La Mesita Permanent Supportive Housing programs, both located in Mesa. The programs will offer permanent housing, on-site support services, and temporary rent assistance for families and individuals who are chronically homeless or those who are homeless with special needs.						
Location:	Priority Need Category					
Desert Leaf Apartments 44 S. Horne, Mesa AZ 85204 La Mesita Apartments 2254 W. Main St, Mesa AZ 85201	Select one: Homeless/HIV/AIDS ▼					
Expected Completion Date: 6/30/2014	Explanation:					
Objective Category	The La Mesita Apartments will offer 30 units and Desert Leaf Apartments will offer 18 units for homeless families and individuals in a safe area, and in close proximity to community support service providers, schools, public transit and employment opportunities. Services are voluntary, accessible, provided in a coordinated and					
<input checked="" type="radio"/> Decent Housing <input type="radio"/> Suitable Living Environment <input type="radio"/> Economic Opportunity	Specific Objectives					
Outcome Categories	1 End chronic homelessness ▼					
<input checked="" type="checkbox"/> Availability/Accessibility	2 Increase the number of homeless persons moving into permanent housing ▼					
<input type="checkbox"/> Affordability	3 Increase range of housing options & related services for persons w/ special needs ▼					
<input type="checkbox"/> Sustainability						
Project-level Accomplishments	01 People ▼	Proposed	120	Accompl. Type: ▼	Proposed	
		Underway			Underway	
		Complete			Complete	
	Accompl. Type: ▼	Proposed		Accompl. Type: ▼	Proposed	
		Underway			Underway	
		Complete			Complete	
	Accompl. Type: ▼	Proposed		Accompl. Type: ▼	Proposed	
		Underway			Underway	
		Complete			Complete	
Proposed Outcome	Performance Measure	Actual Outcome				
Increase housing options for homeless persons	Number of people					
03T Operating Costs of Homeless/AIDS Patients Programs ▼	Matrix Codes ▼					
Matrix Codes ▼	Matrix Codes ▼					
Matrix Codes ▼	Matrix Codes ▼					
Program Year 1	Fund Source: ▼	Proposed Amt.		Fund Source: ▼	Proposed Amt.	
		Actual Amount			Actual Amount	
	Fund Source: ▼	Proposed Amt.		Fund Source: ▼	Proposed Amt.	
		Actual Amount			Actual Amount	
	Accompl. Type: ▼	Proposed Units		Accompl. Type: ▼	Proposed Units	
		Actual Units			Actual Units	
	Accompl. Type: ▼	Proposed Units		Accompl. Type: ▼	Proposed Units	
		Actual Units			Actual Units	

Program Year 2	Fund Source: ▼	Proposed Amt.		Fund Source: ▼	Proposed Amt.	
		Actual Amount			Actual Amount	
	Fund Source: ▼	Proposed Amt.		Fund Source: ▼	Proposed Amt.	
		Actual Amount			Actual Amount	
	Accompl. Type: ▼	Proposed Units		Accompl. Type: ▼	Proposed Units	
		Actual Units			Actual Units	
	Accompl. Type: ▼	Proposed Units		Accompl. Type: ▼	Proposed Units	
		Actual Units			Actual Units	
Program Year 3	Fund Source: ▼	Proposed Amt.		Fund Source: ▼	Proposed Amt.	
		Actual Amount			Actual Amount	
	Other ▼	Proposed Amt.		Fund Source: ▼	Proposed Amt.	
		Actual Amount			Actual Amount	
	Accompl. Type: ▼	Proposed Units		Accompl. Type: ▼	Proposed Units	
		Actual Units			Actual Units	
	Accompl. Type: ▼	Proposed Units		Accompl. Type: ▼	Proposed Units	
		Actual Units			Actual Units	
Program Year 4	CDBG ▼	Proposed Amt.	85,000	Fund Source: ▼	Proposed Amt.	
		Actual Amount			Actual Amount	
	Fund Source: ▼	Proposed Amt.		Fund Source: ▼	Proposed Amt.	
		Actual Amount			Actual Amount	
	01 People ▼	Proposed Units	120	Accompl. Type: ▼	Proposed Units	
		Actual Units			Actual Units	
	Accompl. Type: ▼	Proposed Units		Accompl. Type: ▼	Proposed Units	
		Actual Units			Actual Units	
Program Year 5	Fund Source: ▼	Proposed Amt.		Fund Source: ▼	Proposed Amt.	
		Actual Amount			Actual Amount	
	Fund Source: ▼	Proposed Amt.		Fund Source: ▼	Proposed Amt.	
		Actual Amount			Actual Amount	
	Accompl. Type: ▼	Proposed Units		Accompl. Type: ▼	Proposed Units	
		Actual Units			Actual Units	
	Accompl. Type: ▼	Proposed Units		Accompl. Type: ▼	Proposed Units	
		Actual Units			Actual Units	

CDBG Target Area

 CDBG Target Area

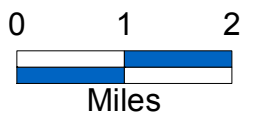
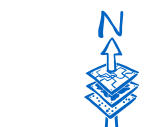
Majority of population below
80% of the Median Income

 Census Tract

 2011 Code
Violation

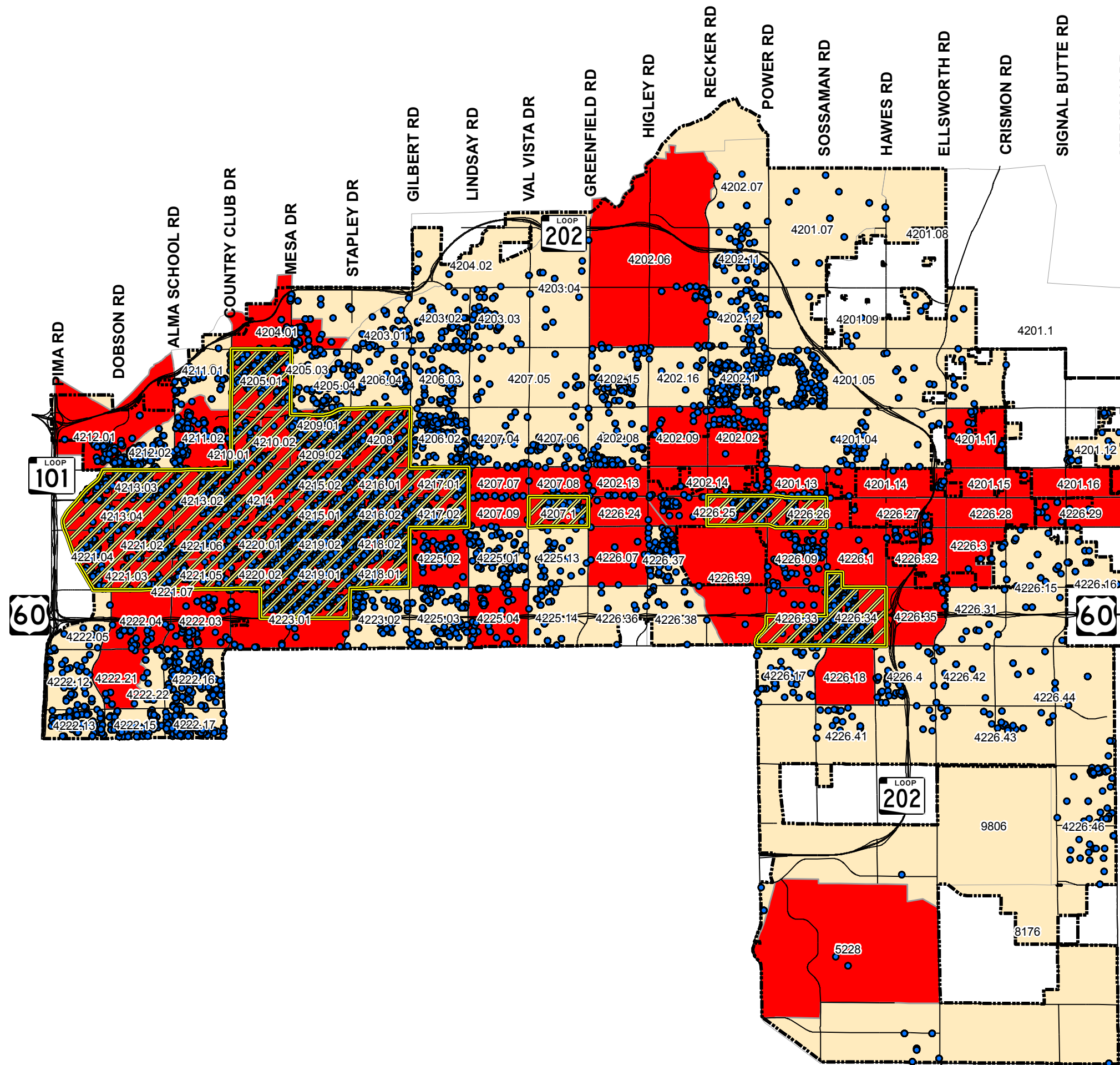
 City Limits

 Arterials



Created By: Mesa - GIS
Print Date: 2/27/2012
Source: City of Mesa
2010 Census American Community Survey
Housing & Urban Development (HUD)

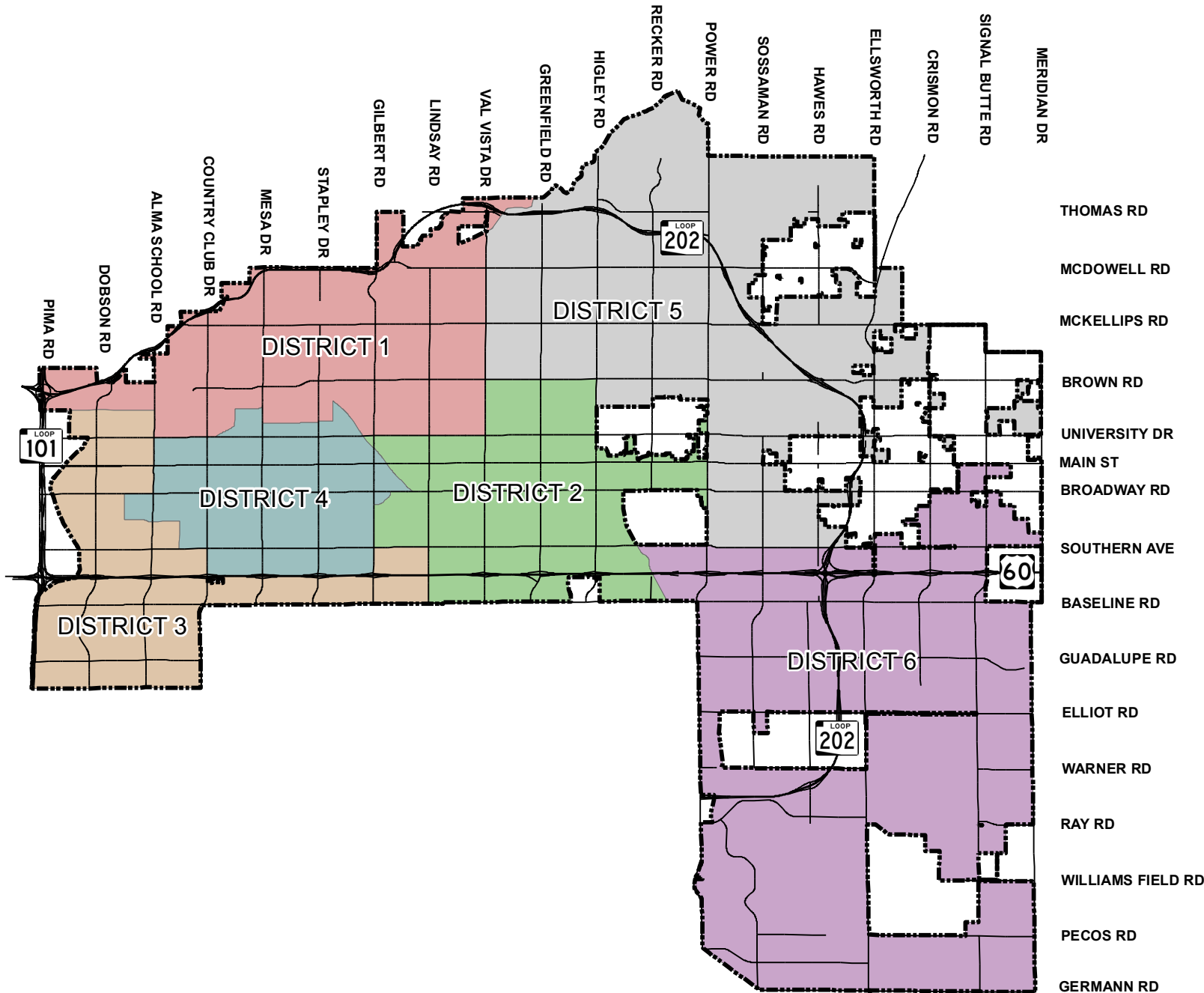
The City of Mesa makes no claims concerning
the accuracy of this map nor assumes any
liability resulting from the use
of the information herein.



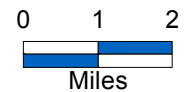
- THOMAS RD
- MCDOWELL RD
- MCKELLIPS RD
- BROWN RD
- UNIVERSITY DR
- MAIN ST
- BROADWAY RD
- SOUTHERN AVE
- BASELINE RD
- GUADALUPE RD
- ELLIOT RD
- WARNER RD
- RAY RD
- WILLIAMS FIELD RD
- PECOS RD
- GERMANN RD



Mesa City Council Districts



- DISTRICT 1
- DISTRICT 2
- DISTRICT 3
- DISTRICT 4
- DISTRICT 5
- DISTRICT 6
- City Boundary
- Arterials



Created By: Mesa - GIS
Print Date: 2/13/2012
Source: City of Mesa

The City of Mesa makes no claims concerning the accuracy of this map nor assumes any liability resulting from the use of the information herein.