

# Mesa Fire & Medical Department

April 9, 2026

Chief: Mary Cameli

Assistant Chiefs: Brent Burgett, Brian Darling,

Cori Hayes, John Locklin

Deputy Director: Tara Acuña

Fiscal Year 2026/27



The Mesa Fire & Medical Department exists to **deliver timely, compassionate, and effective all-hazard and medical response, paired with community risk reduction to decrease loss of life, property, and preventable harm for a safe and thriving Mesa.**

**PERFORMANCEPLUS**

ENVISION. ELEVATE. IMPACT.

-  WHY WE EXIST
-  OUTCOMES-base of KPIs
-  HOW WE ALIGN TO THE PRIORITIES

## **Decrease loss of life**

- **Highly skilled workforce**
- **Fast response times**

## **Decrease loss of property**

- **Well maintained equipment**
- **Trained on proper techniques**

## **Decrease preventable harm**

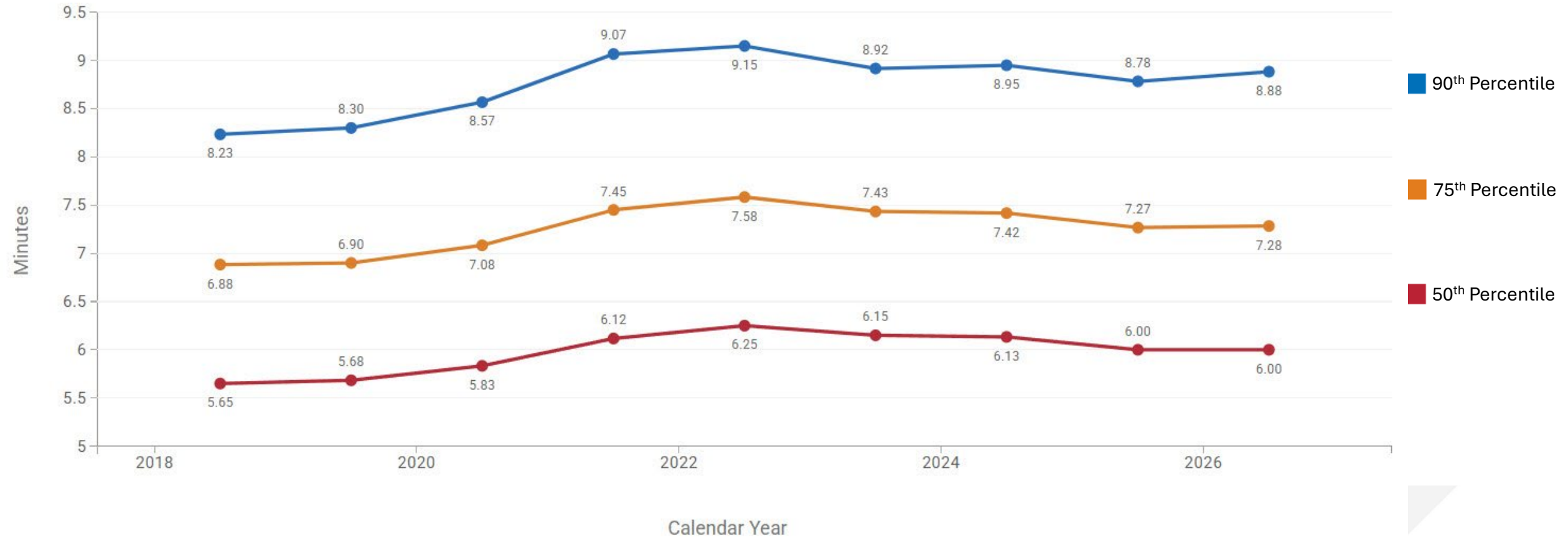
- **Following up on referrals**
- **Providing additional resources to citizens**

# KPI: Response Times



## Fire and Medical Code 3 Incident Response Times by Percentile

The response time (in minutes) for Code 3 emergency calls by calendar year. Times are shown in decimal format (e.g., 4.50 = 4 min, 30 sec).

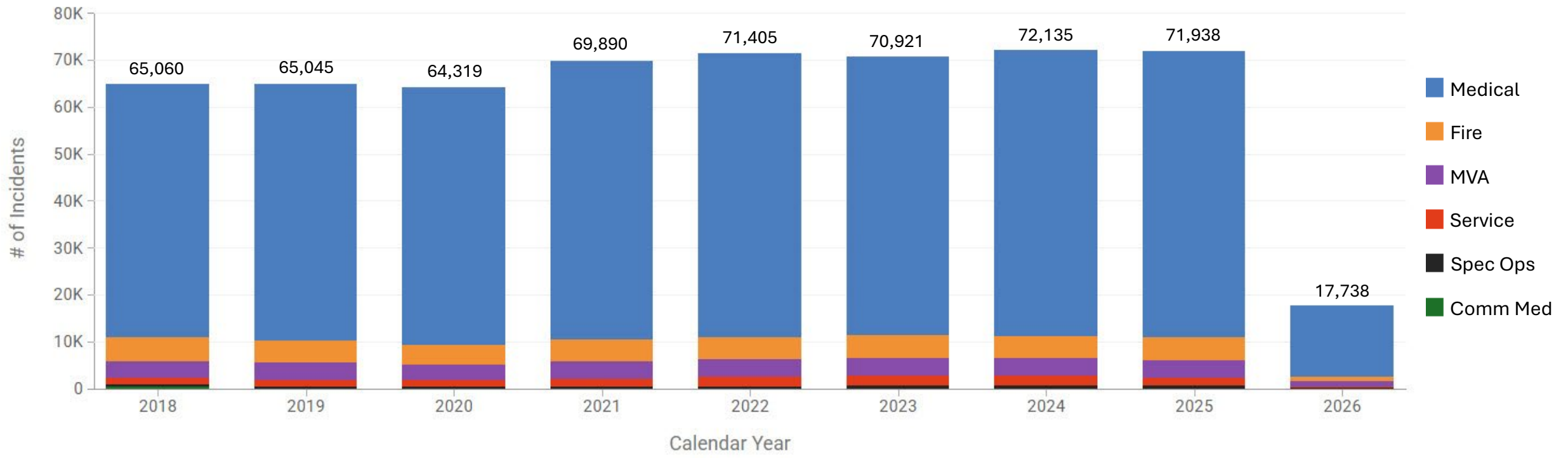


# KPI: Incidents



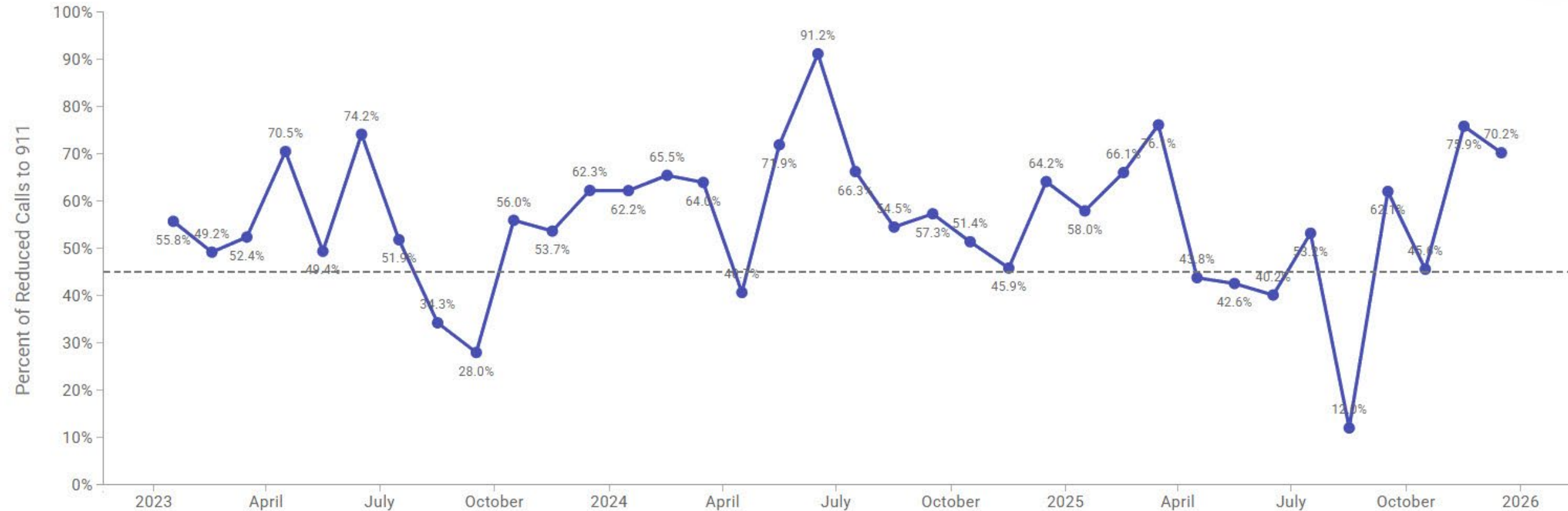
## MFMD Annual Incidents Responded to by Type

Number of fire and medical incidents within Mesa Fire and Medical's jurisdiction per type per calendar year.



## Reduction of 911 Calls from Emergency Services High Utilizers

Percent reduction in calls from high utilizers after social services intervention. Calculated by total number of high utilizer 911 calls 3 months prior to intervention/total number of high utilizer 911 calls 3 months after intervention.



## General Governmental Funds

Service Level	FY 24/25 Year End Actuals	FY 25/26 Revised Budget	FY 25/26 Year End Estimate	FY 26/27 Proposed Budget
Community Involvement	\$4.3	\$4.8	\$4.7	\$4.9
Departmental Support	\$26.3	\$35.0	\$35.3	\$26.7
Incident Response	\$82.4	\$89.0	\$89.5	\$89.3
<b>Total Expenses</b>	<b>\$113.0</b>	<b>\$128.8</b>	<b>\$129.5</b>	<b>\$120.9</b>

*Figures in millions, rounded*

## Public Safety Sales Tax Fund

Service Level	FY 24/25 Year End Actuals	FY 25/26 Revised Budget	FY 25/26 Year End Estimate	FY 26/27 Proposed Budget
Departmental Support	\$0.5	\$0.7	\$0.6	\$0.7
Incident Response	\$13.1	\$17.8	\$15.4	\$18.7
<b>Total Expenses</b>	<b>\$13.6</b>	<b>\$18.5</b>	<b>\$16.0</b>	<b>\$19.4</b>

*Figures in millions, rounded*

## Emergency Transport Services Fund

Service Level	FY 24/25 Year End Actuals	FY 25/26 Revised Budget	FY 25/26 Year End Estimate	FY 26/27 Proposed Budget
Incident Response	\$15.7	\$22.5	\$22.6	\$23.0
<b>Total Expenses</b>	<b>\$15.7</b>	<b>\$22.5</b>	<b>\$22.6</b>	<b>\$23.0</b>

Service Level	FY 24/25 Year End Actuals	FY 25/26 Revised Budget	FY 25/26 Year End Estimate	FY 26/27 Proposed Budget
Incident Response	\$24.7	\$31.2	\$31.2	\$33.7
<b>Total Revenues</b>	<b>\$24.7</b>	<b>\$31.2</b>	<b>\$31.2</b>	<b>\$33.7</b>

Figures in millions, rounded

## General Fund Reduction Target: \$1.35M over three years

Reduction	FTE / Vacant?		Reduction Amount	Fund
Eliminate Vacant PIO Marketing/Communications Specialist II	-1	Yes	-\$126,000	General
Reallocate (4) Firefighters from GF to PSST Fund	-	-	-\$705,000	General
<b>Total</b>	<b>-1</b>		<b>-\$831,000</b>	

# FY 26/27 Adjustment Request Summary



Ranking	Adjustment	FTE	One-Time	Ongoing	Fund
1	ETS Fund Modification	0	-	\$286,000	ETS
2	ETS Conversion (12hr to 24hr)	2	-	\$290,000	ETS
	<b>ETS Fund Total</b>	<b>2</b>	<b>\$0</b>	<b>\$576,000*</b>	

*\*Will be offset by program revenue*



**Community  
Health & Safety**



**CORE** Mesa Fire Station 224 04/01/2026



**CORE** Mesa Fire Station 224 04/01/2026

# Station 224

---

# Station 205











- Solar
- Residential Battery Storage
- Power Grid
- Generator Power
- Hydrogen Diffuser
- Electric Vehicle

# CNG Challenges for Firefighters



# Flashover due to Battery Charger





# Cancer Prevention


Starting in FY 19/20, \$210,000 was budgeted annually through the public safety sales tax for cancer prevention.

We've received over \$2M in grant funding for cancer mitigation over the last three years.

The funding has been used for the following:

- Cancer screenings/full body MRI scans
- Exhaust removal systems in bays
- Relocation of ice machines/turnout storage in bays
- Clean-cab concept implementation
- Galleri blood tests
- Turnout cleaning

To date, the following cancers have been identified through the preventative screening measures taken: esophageal, colorectal, glioma brain, kidney, leukemia, lymphoma, thyroid, various skin and testicular.



mesa·az