


CC MESA CHILDREN'S BUILDING

933 N. LINDSAY ROAD
MESA, AZ 85213

CENTRAL CHRISTIAN
933 N. LINDSAY ROAD MESA, AZ 85213

(480) 924-4946 P



ARCHITECTURE, PLANNING,
LANDSCAPE ARCHITECTURE.

4019 N. 44TH ST. / PHOENIX, AZ 85018
602 - 952 - 8280 / TODDASSOC.COM

Copyright 2023 Todd & Associates, Inc.

09/27/23
SCIP SUBMITTAL

Rev. Date: Description:

- △
- △
- △
- △
- △

"PROMPT PAYMENT NOTICE"
The Owner is familiar with the "Arizona Prompt Payment Law" and payments will comply with the 30 day billing cycle.

ELECTRICAL
COVERSHEET AND
OVERALL SITE PLAN
E1.0

ELECTRICAL SYMBOL LIST		
SYMBOL:	TAG:	DESCRIPTION:
		WALL SCONCE LUMINAIRE
		DOWNLIGHT LUMINAIRE
	REFER TO LUMINAIRE SCHEDULE	WALL BRACKET LUMINAIRE
		POLE MOUNTED LUMINAIRE

LUMINAIRE SYMBOL KEY	
SYMBOL:	DESCRIPTION:
	NORMAL BRANCH LUMINAIRE

VIEW KEY

NAME → LEVEL NAME
10'-0" → HEIGHT ABOVE PROJECT 0'-0"

INDICATES DIRECTION OF TRUE NORTH
PLAN OR DETAIL NUMBER
PLAN OR DETAIL NAME
1/8" = 1'-0" → PLAN OR DETAIL SCALE

INDICATES SIMILAR DETAIL REFERENCED IN MULTIPLE LOCATIONS
DETAIL REFERRED TO BY SECTION CUT
SHEET DETAIL IS LOCATED ON

LINE TYPE AND TAG KEY:

NEW WORK BY THIS CONTRACTOR (WIDE LINE)
NEW
----- EXISTING TO BE REMOVED (SHORT DASHED PATTERN)
----- NEW UNDERFLOOR OR UNDERGROUND (LONG DASHED PATTERN)

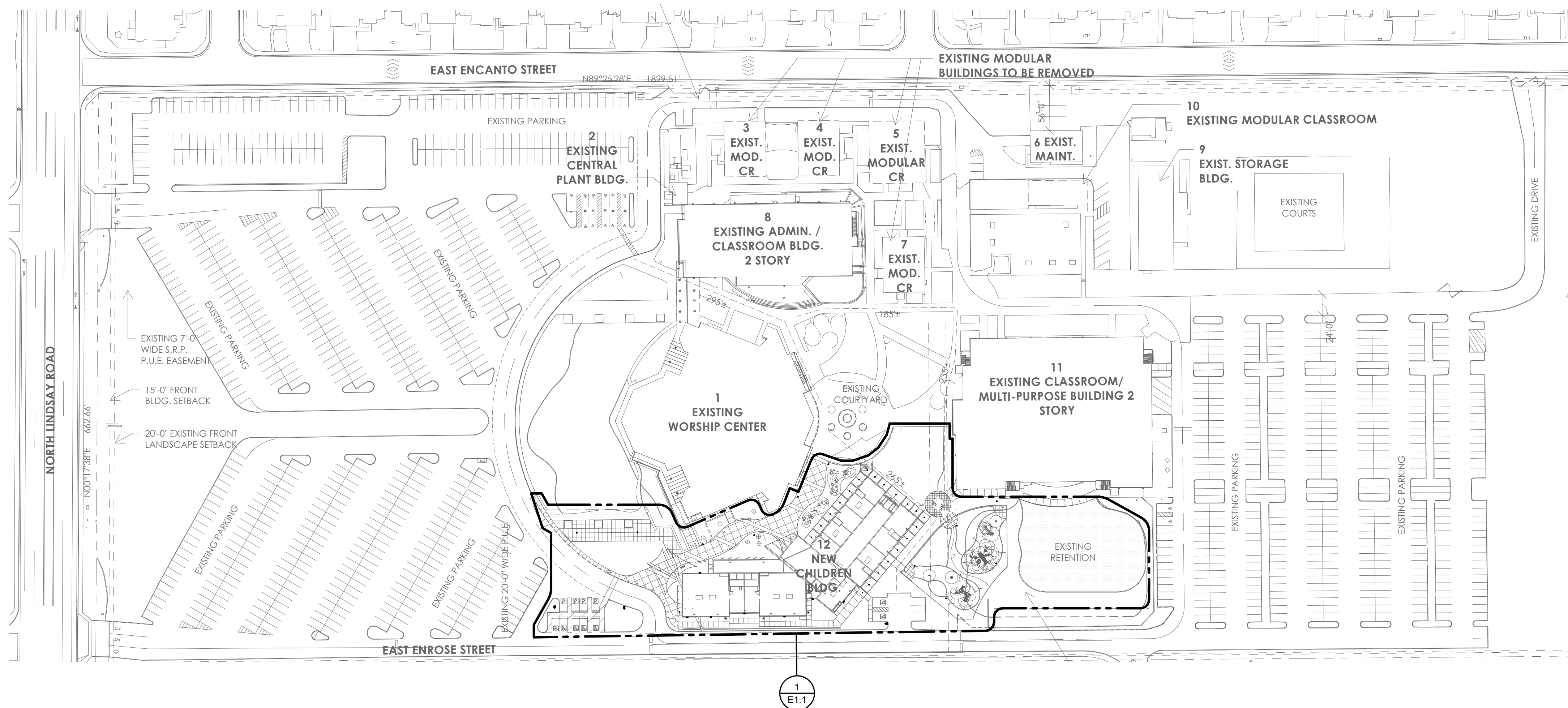
EXISTING TO REMAIN OR WORK BY OTHERS (NARROW LINE)
----- EXISTING TO BE REMOVED BY OTHERS (SHORT DASHED PATTERN)
----- EXISTING UNDERFLOOR OR UNDERGROUND (LONG DASHED PATTERN)

HALFTONING DOES NOT MODIFY SCOPE.

TAG-E TAGS WITH DASH 'E' INDICATES THE REFERENCED OBJECT IS EXISTING
TAG-1 UNDERLINED TAG INDICATES OBJECT IS IN-SCOPE. IF NEW, ADDITIONAL INFORMATION IS AVAILABLE IN A SCHEDULE, MATERIAL LIST, OR SYMBOL LIST

INDICATES AN EXISTING SYSTEM'S POINT OF CONNECTION/REMOVAL

ELECTRICAL SHEET INDEX				
SHEET NUMBER	SHEET NAME	REVISION NUMBER	REVISION NAME	REVISION DATE
E1.0	ELECTRICAL COVER SHEET AND OVERALL SITE PLAN			
E1.1	ENLARGED ELECTRICAL SITE PHOTOMETRIC PLAN			
E1.2	ELECTRICAL SITE LIGHTING FIXTURE CUTSHEETS			
GRAND TOTAL: 3				




1 OVERALL SITE PLAN
1" = 80'-0"

CC MESA CHILDREN'S BUILDING

933 N. LINDSAY ROAD
MESA, AZ 85213

CENTRAL CHRISTIAN
933 N. LINDSAY ROAD MESA, AZ 85213

(480) 924-4946 P



ARCHITECTURE, PLANNING,
LANDSCAPE ARCHITECTURE.
4019 N. 44TH ST. / PHOENIX, AZ 85018
602 - 952 - 8280 / TODDASSOC.COM
Copyright 2023 Todd & Associates, Inc.

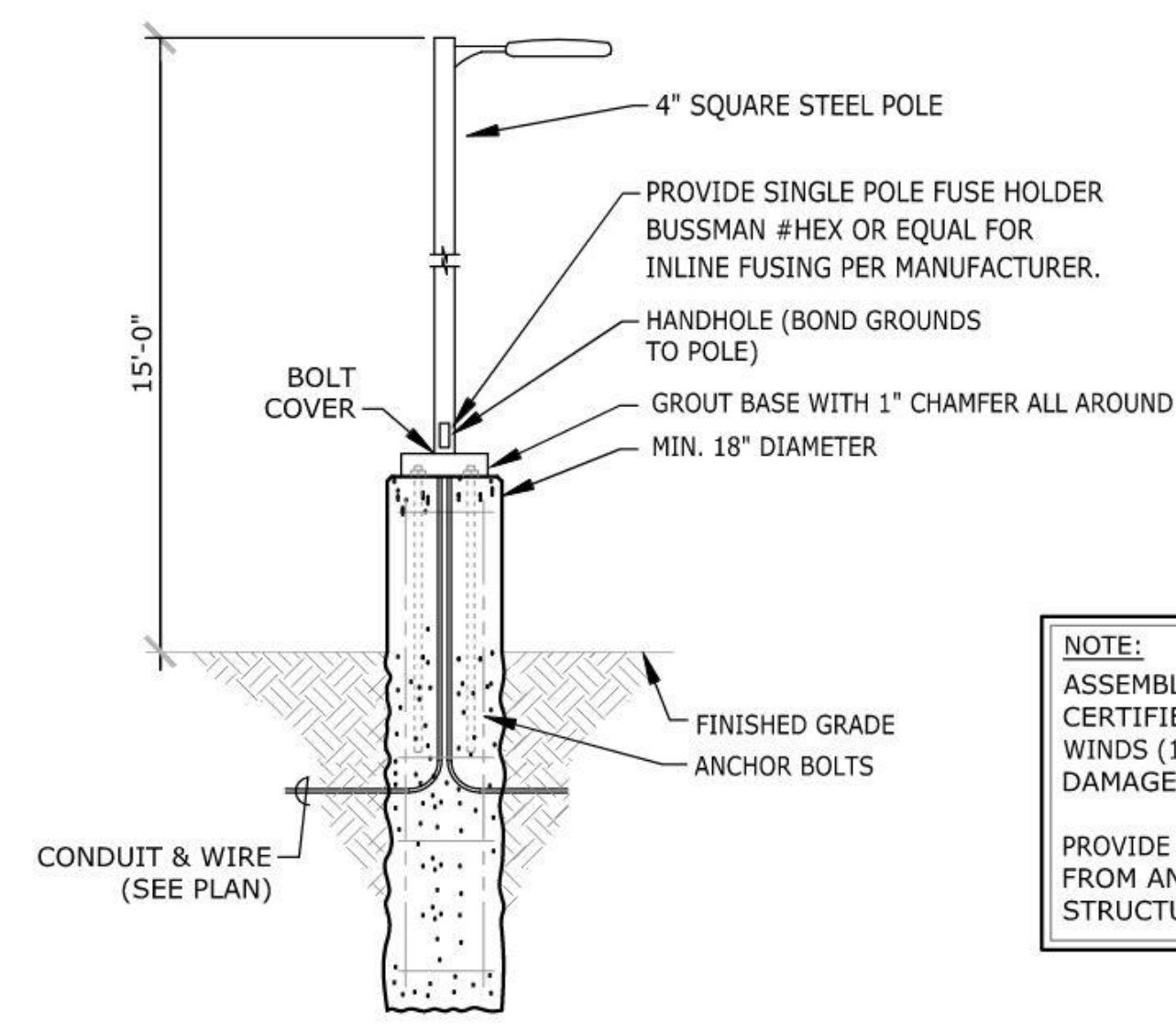
09/27/23
SCIP SUBMITTAL

Rev. Date: Description:

- ▲
- ▲
- ▲
- ▲
- ▲

PROMPT PAYMENT NOTICE
The Owner is familiar with the "Arizona Prompt Payment Law" and payments will comply with the 30 day billing cycle.

ENLARGED
ELECTRICAL SITE
PHOTOMETRIC PLAN
E1.1



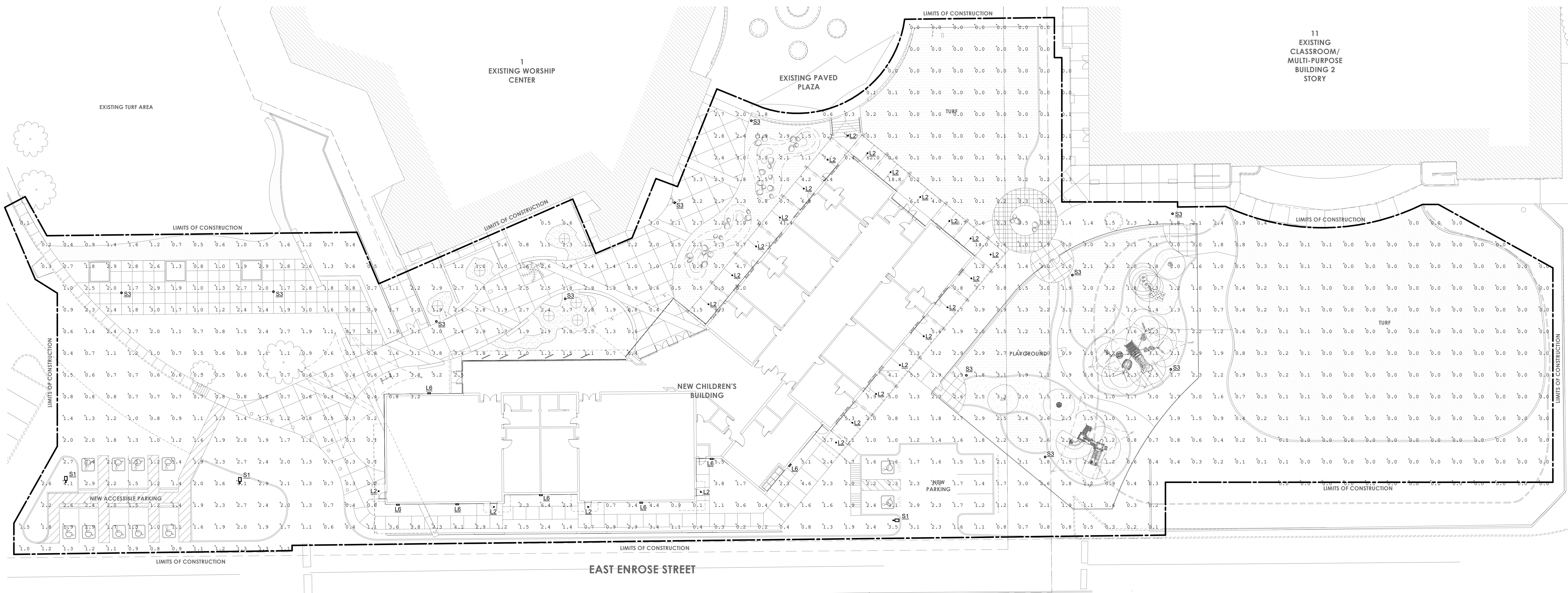
NOTE:
ASSEMBLY SHALL BE FACTORY CERTIFIED TO WITHSTAND 90 MPH WINDS (1.15 GUST FACTOR) WITHOUT DAMAGE OR MISALIGNMENT.
PROVIDE POLE FOUNDATION DETAILS FROM AN ARIZONA REGISTERED STRUCTURAL ENGINEER.

LED LUMINAIRE SCHEDULE						
CATALOG NUMBER SHALL NOT BE CONSIDERED COMPLETE AND MATERIAL SHALL NOT BE ORDERED BY MANUFACTURER AND CATALOG NUMBER ONLY. THE COMPLETE DESCRIPTION AND THE SPECIFICATION SHALL BE COORDINATED WITH THE CATALOG NUMBER TO DETERMINE THE EXACT MATERIAL AND ACCESSORIES TO BE ORDERED. THE FIRST MANUFACTURER LISTED IS THE BASIS OF DESIGN.						
VERIFY AND COORDINATE ALL LUMINAIRE MOUNTING AND TRIM REQUIREMENTS PRIOR TO THE RELEASE OF THE LUMINAIRE ORDER.						
CONFIRM ALL COLORS AND FINISHES OF ALL LUMINAIRE COMPONENTS WITH ARCHITECT PRIOR TO THE RELEASE OF THE LUMINAIRE ORDER.						
EXTERIOR CORRELATED COLOR TEMPERATURE 3000K. COLOR RENDERING INDEX (CRI) AT OR ABOVE 80, UNLESS NOTED OTHERWISE.						
ITEM	DESCRIPTION	ANSI WATTS	PER	LED DELIVERED LUMENS (MIN)	VOLTS	DRIVER TYPE
L2	6" DIAMETER ROUND PENDANT CYLINDER DOWNLIGHT	29 W	FIX	1,650	277 V	0-10V
L6	LED WALL PACK WITH FULL CUTOFF	21 W	FIX	2,561	277 V	0-10V
S1	SINGLE HEAD PARKING LOT POLE LED LIGHT, TYPE 5 WIDE SQUARE DISTRIBUTION, BRONZE FINISH, 15' MOUNTING HEIGHT.	82 W	FIX	11,976	277 V	0-10V
S3	25" DIAMETER X 25" TALL POST TOP AREA LED LIGHT, BRONZE FINISH, TYPE 5 DISTRIBUTION, 12' MOUNTING HEIGHT.	86 W	FIX	8,511	277 V	0-10V

- SHEET NOTES:**
- LUMINAIRE KEY:
S1 = FIXTURE TAG
 - REFER TO SHEET E1.2 FOR LIGHTING FIXTURE CUTSHEETS.

2 LIGHT POLE MOUNTING DIAGRAM - TYPE S1

NO SCALE



Label	Arrangement	Description	LLF	Luminaire Lumens	Luminaire Watts	[MANUFAC]	Mounting Height
L2	Single	DL200-WHITE-4000K-120-277V-XX-XX	0.900	1700	28.6	Lumux Lighting	10
L6	Single	AXCS2A	0.900	2561	20.7	LUMARK	12
S3	Single	ARB-B3-LED-D1-T5-DP-ARP-5-L-3-10-DP	0.900	8511	86	INVUE	12
S1	Single	GALN-SA2B-740-U-5WQ-DP/SSS 12.5' WITH 2.5' BASE	0.900	11976	82	MCGAW EDISON	15

Calculation Summary						
Label	CalcType	Units	Avg	Max	Min	Avg/Min
PROPERTY LINE @ 3' AFG	Illuminance	Fc	0.01	0.2	0.0	N.A.
SITE	Illuminance	Fc	1.53	62.0	0.0	N.A.

1 ENLARGED ELECTRICAL SITE PLAN

1" = 20'-0"

