

THIS SITE IS LOCATED IN A REGION WHERE LIGHTING
IS REGULATED BY LOCAL ORDINANCES

NOTE:
- ALL AREA LIGHTS ON NEW 15 FT. POLE MOUNTED ON 3 FT. CONCRETE BASE

FOOTCANDLE LEVELS CALCULATED AT GRADE USING INITIAL LUMEN VALUES					
LABEL	AVG	MAX	MIN	AVG/MIN	MAX/MIN
PAVED AREA	5.42	24.6	0.2	27.10	123.00
PROPERTY LINE 36 IN ABOVE GRADE	0.28	0.5	0.0	N.A.	N.A.
ROAD C-L 36 IN ABOVE GRADE	0.00	0.0	0.0	N.A.	N.A.
UNDEFINED	0.27	3.1	0.0	N.A.	N.A.
UNDER CANOPY	27.67	33	17	1.63	1.94

LUMINAIRE LOCATION SUMMARY		
LUM NO.	LABEL	MTG. HT.
1	A3B	18
2	A3B	18
3	A4B	18
4	A4B4	18
5	CAN1	15.5
6	CAN1	15.5
7	CAN1	15.5
8	CAN1	15.5
9	CAN1	15.5
10	CAN1	15.5
11	CAN1	15.5
12	CAN1	15.5
13	CAN1	15.5
14	CAN1	15.5
15	CAN1	15.5
16	CAN1	15.5
17	CAN2	15.5
18	CAN2	15.5
19	CAN2	15.5
20	CAN2	15.5
21	CAN2	15.5
22	CAN2	15.5
23	CAN2	15.5
24	CAN2	15.5
25	CAN2	15.5
26	CAN2	15.5
27	CAN2	15.5
28	CAN2	15.5
29	L	12
30	L	12
31	L	12
32	L	12
33	L	12
34	L	12
35	L	12
36	L	12
37	L	12
38	L	12
39	L	12
40	WP1	14.5
41	WP1	14.5
42	WP2	14.5
43	WP2	14.5
44	WP2	14.5
45	WP2	14.5
46	WP3	14.5
47	WP3	14.5
48	WP3	14.5

LUMINAIRE SCHEDULE											
SYMBOL	QTY	LABEL	ARRANGEMENT	LUMENS	LLF	DIMMING LUMEN MULTIPLIER	BUG RATING	WATTS/LUMINAIRE	TOTAL WATTS	MANUFACTURER	CATALOG LOGIC
	2	A3B	Single	10988	1.020	1.000	B1-U0-G2	114.07	228.14	Lithonia Lighting	RSX2 LED P2 30K R3 MVOLT SPA HS FAO
	1	A4B	Single	10424	1.020	1.000	B1-U0-G2	114.07	114.07	Lithonia Lighting	RSX2 LED P2 30K R4 MVOLT SPA HS FAO
	1	A4B4	Single	4300	1.020	0.360	B1-U0-G1	14.89	14.89	Lithonia Lighting	RSX1 LED P1 30K R4 MVOLT SPA HS FAO (SW. POS. 2)
	12	CAN1	Single	19746	1.020	0.480	B4-U0-G1	59	708	Lithonia Lighting	PCNY LED ALO2 SWW2 (30K) FPCL MVOLT (SETTING 4)
	12	CAN2	Single	19510	1.020	0.480	B3-U3-G3	59	708	Lithonia Lighting	PCNY LED ALO2 SWW2 (30K) FTL MVOLT (SETTING4)
	11	L	Single	2123	1.010	1.000	N.A.	24.85	273.35	Lithonia Lighting	LBR6 ALO2 (2000LM) SWW1 (3000K) AR LSS MWD 90CRI WL
	2	WP1	Single	2250	1.020	1.000	B0-U0-G1	16.1228	32.246	Lithonia Lighting	ARC2 LED P2 30K MVOLT
	4	WP2	Single	6259	1.020	1.000	B1-U0-G1	51.2609	205.044	Lithonia Lighting	ARC2 LED P5 30K MVOLT
	3	WP3	Single	1502	1.020	0.610	B0-U0-G1	5.73	17.19	Lithonia Lighting	ARC2 LED P1 30K MVOLT FAO (SW. POS. 4)

REV.	BY	DATE	DESCRIPTION
R1	FNW	1/22/25	REVISED PER UPDATED SITE PLAN

DISCLAIMER

ANY SITE PLAN(S), FLOOR PLAN(S), RENDERING(S), LIGHTING LAYOUT(S) AND PHOTOMETRIC PLAN(S) INCLUDING BUT NOT LIMITED TO ANY PROJECT(S) CREATED/PRODUCED BY RED LEONARD ASSOCIATES INC., ARE ONLY INTENDED FOR ILLUSTRATION AND QUOTING PURPOSES ONLY. RED LEONARD ASSOCIATES HAS THE RIGHT TO USE THIRD PARTY LASERS, SCANNERS, AND CAMERAS BUT ACTUAL PROJECT CONDITIONS, DIMENSIONS, AND ACCURACY OF MEASUREMENTS MAY DIFFER FROM THESE OR ANY PARAMETERS. RED LEONARD ASSOCIATES INC. ASSUMES NO LIABILITY FOR WHAT IS CREATED/PRODUCED IN THESE RENDERINGS. THIS INCLUDES BUT IS NOT LIMITED TO THE USE OF, INSTALLATION OF AND/OR INTEGRITY OF EXISTING BUILDING(S), SURROUNDING AREA FOR PRODUCT(S) SUCH AS EXISTING POLES, ANCHOR BOLTS, BASE(S), ARCHITECTURAL AND SIGNAGE STRUCTURE(S), LANDSCAPING PLAN(S), LIGHTING PLAN(S), FIXTURE SELECTION(S) AND PLACEMENT, MATERIAL(S), COLOR ACCURACY, TEXTURE(S), AND ANYTHING ATTRIBUTED TO PHOTO REALISM THAT IS CREATED. FURTHERMORE, RED LEONARD ASSOCIATES INC., DOES NOT ASSUME LIABILITY WHATSOEVER FOR ANY PURCHASES MADE BY CLIENT BEFORE, DURING, OR AT THE CONCLUSION OF THE PUBLISHED WORK. THE CUSTOMER, ITS RELATIVE AFFILIATES, AS WELL AS ANY OTHER PERSON(S) IN VIEWING OF THIS PRODUCT IS RESPONSIBLE FOR VERIFYING COMPLIANCE WITH ANY BUT NOT LIMITED TO ALL CODES, PERMITS, RESTRICTIONS, INSTRUCTIONS, PURCHASES, AND INSTALLATIONS OF OBJECTS VIEWED WITHIN THIS DOCUMENT(S) OR PROJECT(S). SYMBOLS ARE NOT DRAWN TO SCALE. SIZE IS FOR CLARITY PURPOSES ONLY. SIZES AND DIMENSIONS ARE APPROXIMATE. ACTUAL MEASUREMENTS MAY VARY. DRAWINGS ARE NOT INTENDED FOR ENGINEERING OR CONSTRUCTION USE. THIS DOCUMENT, ANY RED LEONARD DRAWING(S), OR PROJECT(S) IS NOT TO BE USED AND/OR INTENDED FOR ENGINEERING OR CONSTRUCTION PURPOSES, BUT FOR ILLUSTRATIVE PURPOSES ONLY. ANY LOCATIONS OF EMERGENCY LIGHTING SHOWN WERE PROVIDED BY OTHERS. RED LEONARD ASSOCIATES IS NOT RESPONSIBLE FOR INSUFFICIENT LIGHTING DURING AN EMERGENCY EVENT. ANY USE OF THIS DOCUMENTATION AND/OR OTHER ARTICLES PRODUCED BY RED LEONARD WITHOUT WRITTEN AUTHORIZATION FROM JAYNE J. LEONARD IS STRICTLY PROHIBITED.

SCALE:
1" = 30'

DWG SIZE:
D

LAYOUT BY:
FNW



DATE:
5/2/23

PROJECT NAME:
CIRCLE K
SIGNAL BUTTE & ELLIOT



DRAWING NUMBER:
RL-8805-S1-R1





AREA





AREA



CANOPY



SOFFIT



WALL MOUNTED

