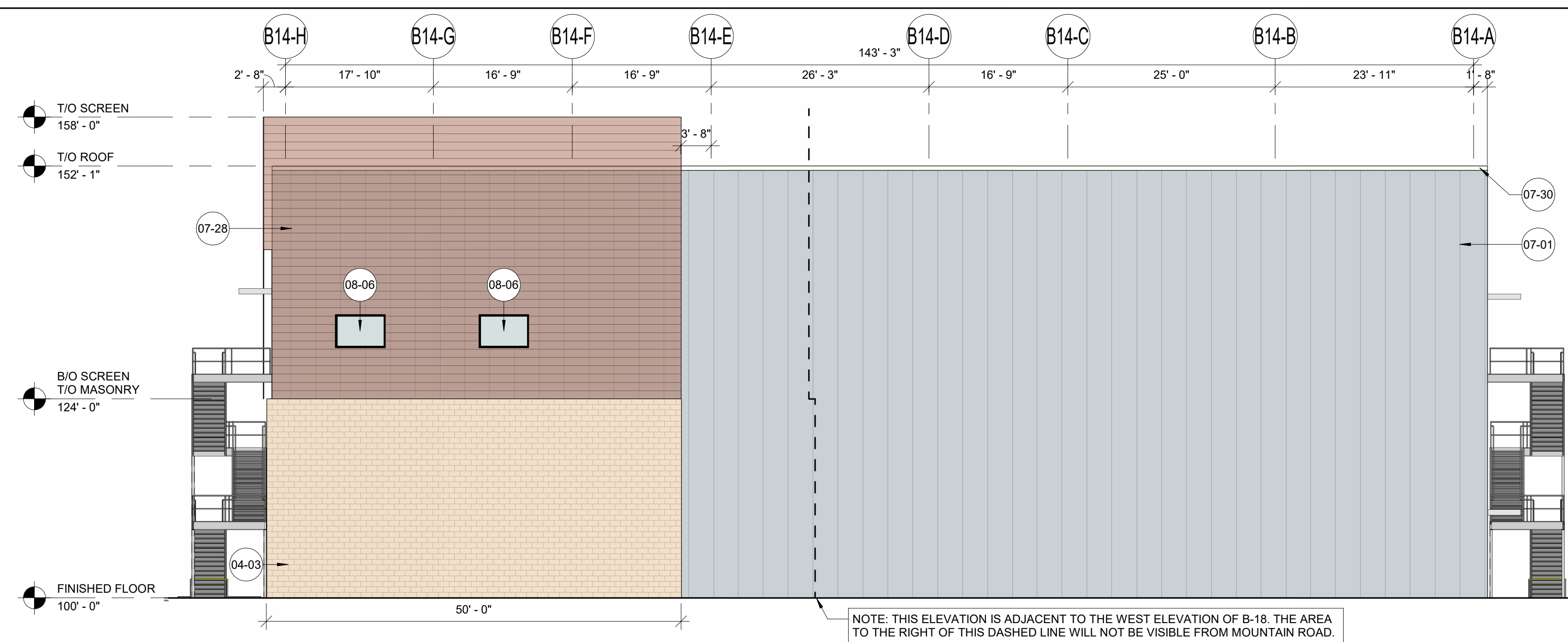
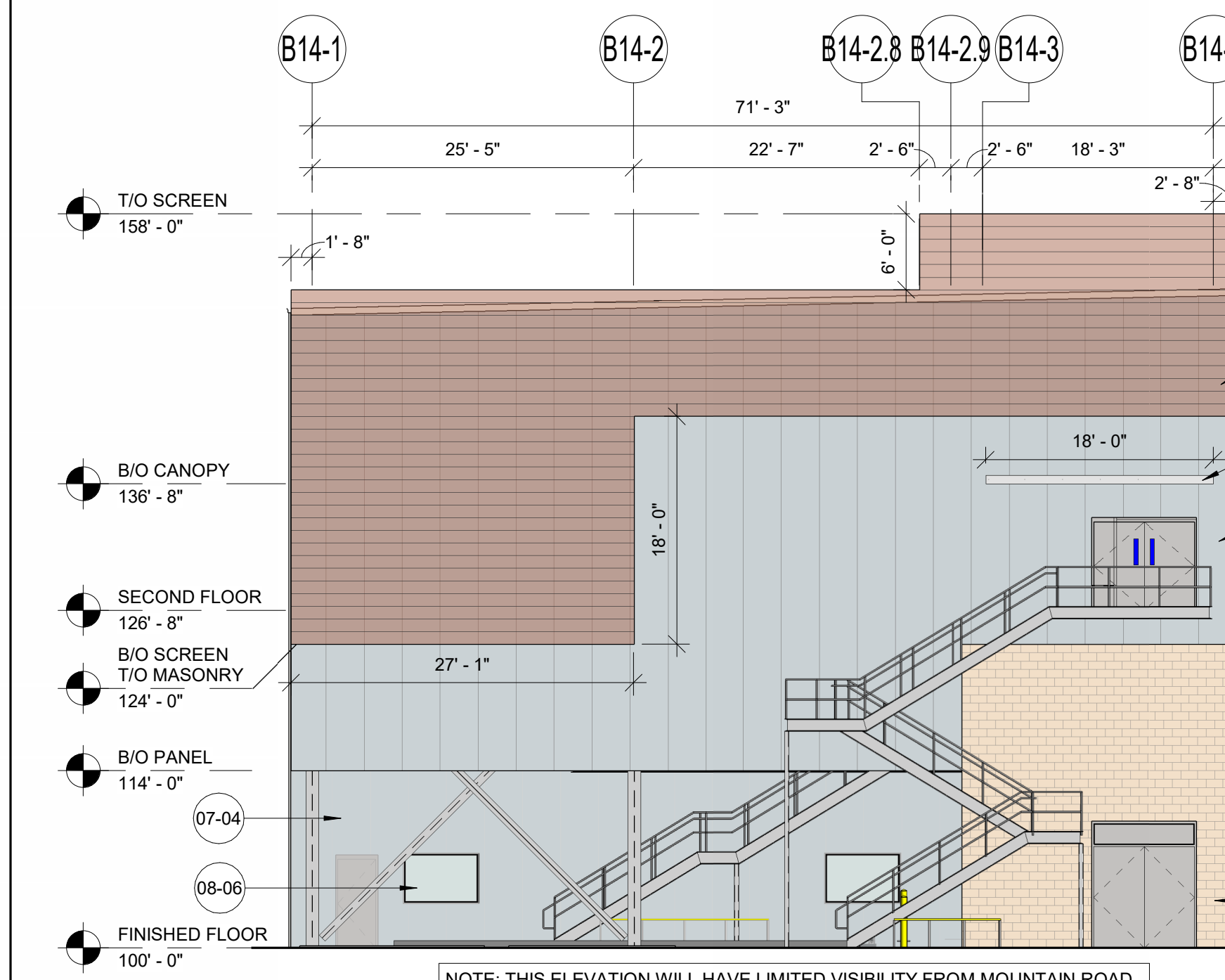


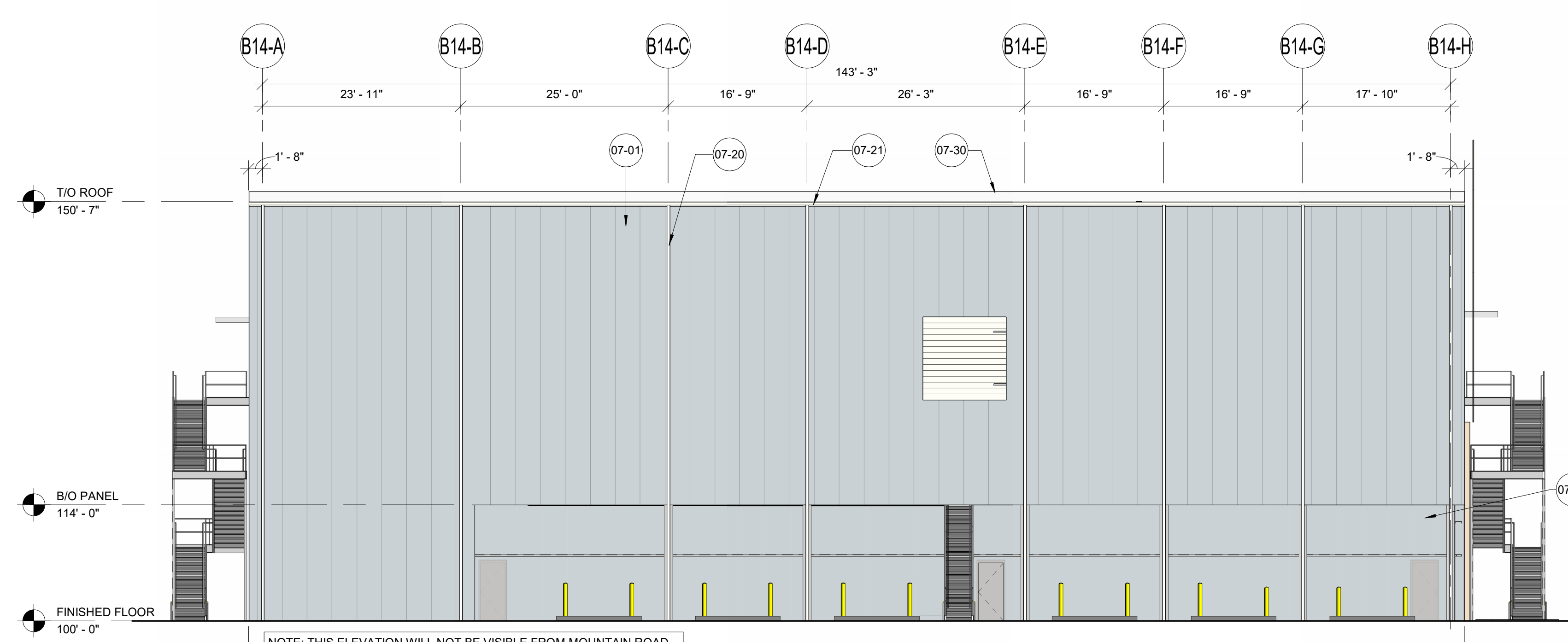
1 B-14 NORTH ELEVATION
3/32" = 1'-0"



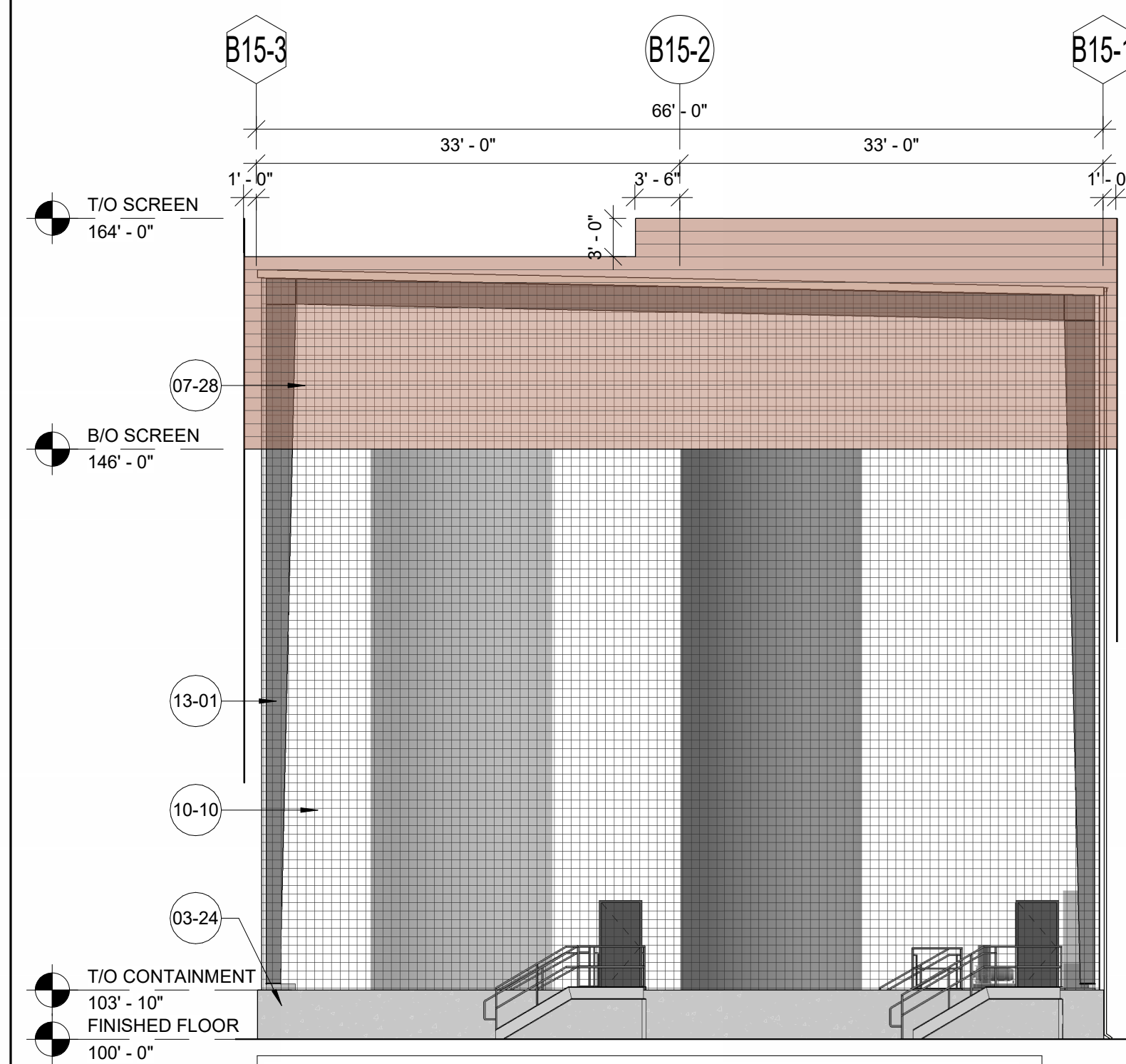
2 B-14 EAST ELEVATION
3/32" = 1'-0"



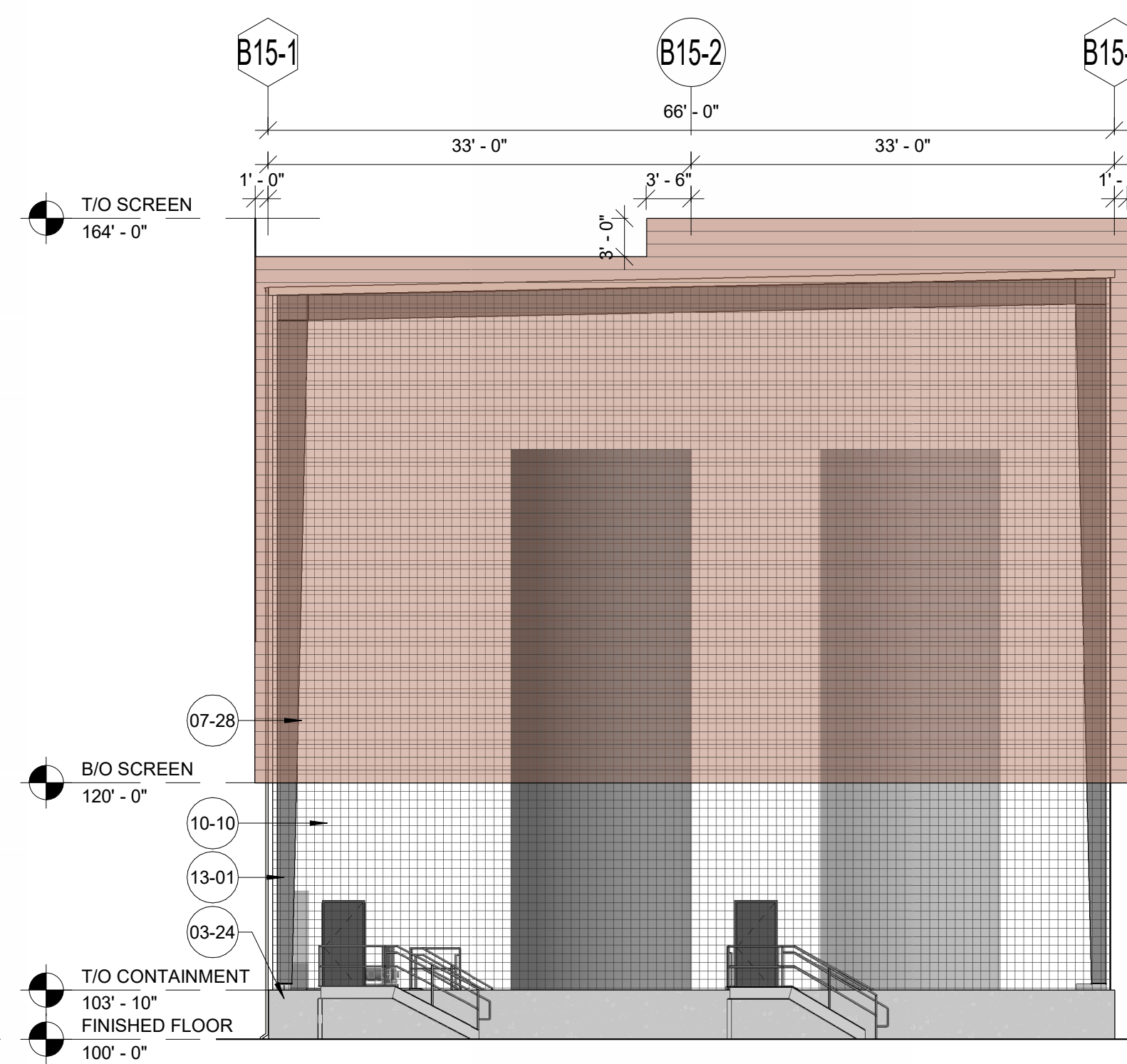
3 B-14 SOUTH ELEVATION
3/32" = 1'-0"



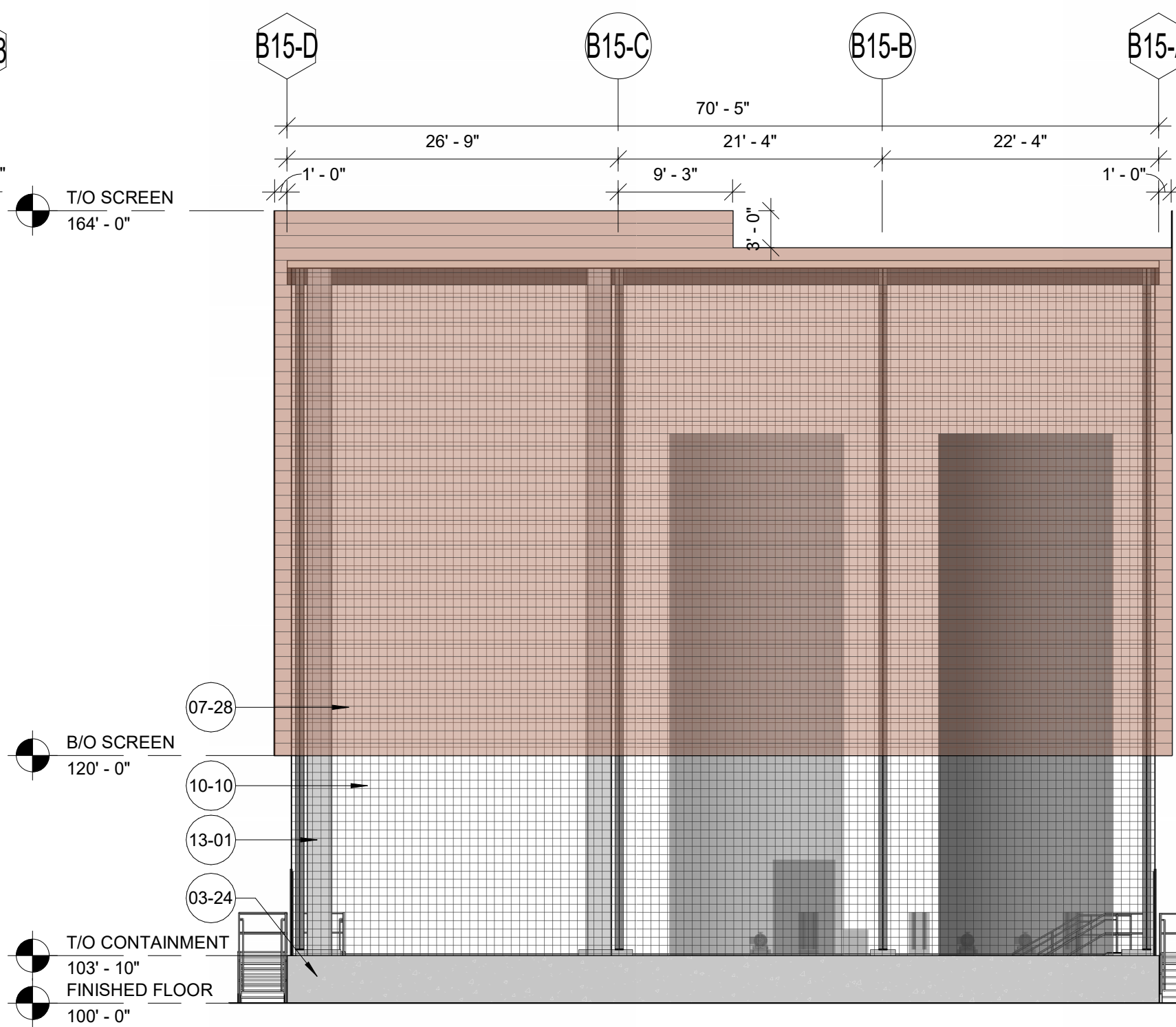
4 B-14 WEST ELEVATION
3/32" = 1'-0"



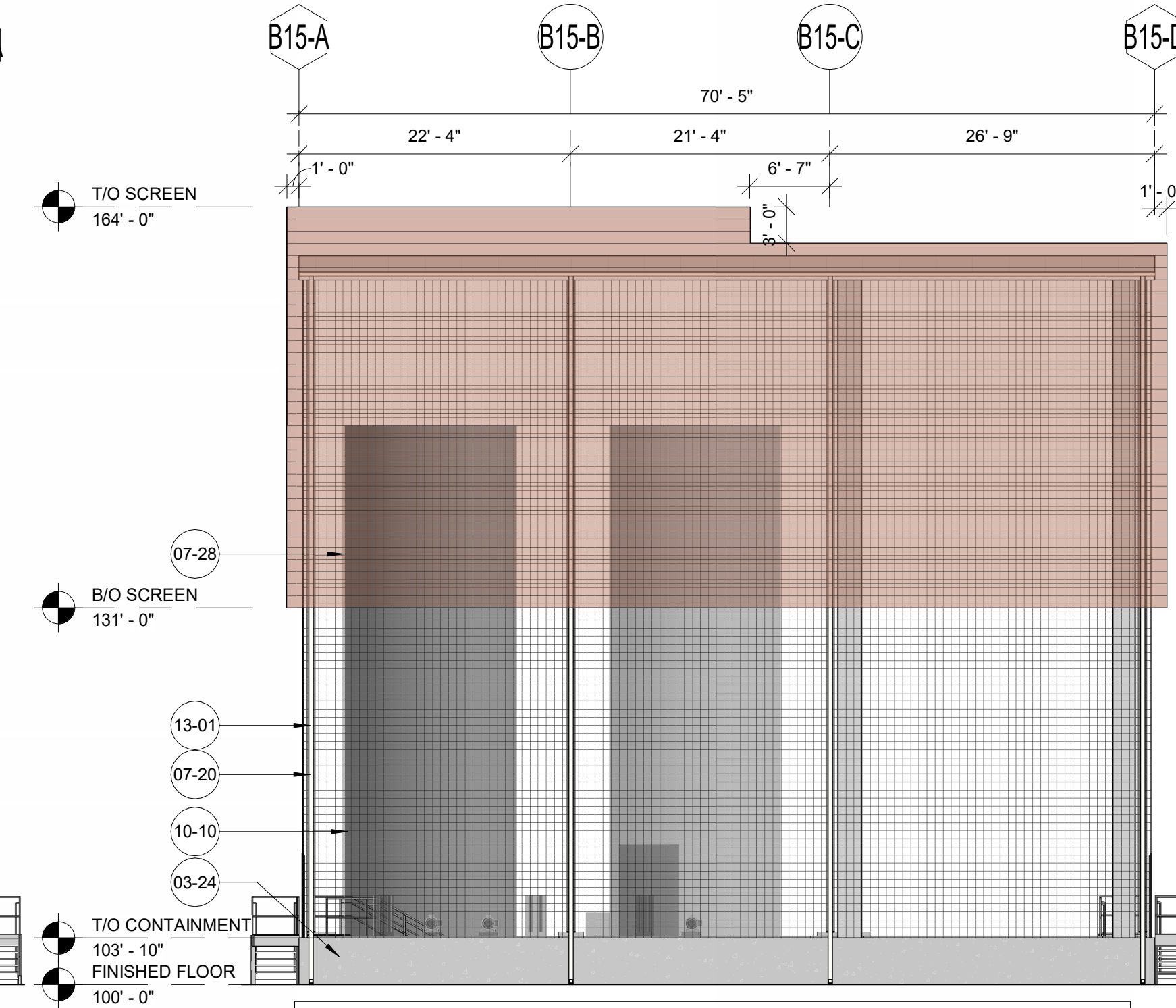
5 B-15 NORTH ELEVATION
3/32" = 1'-0"



6 B-15 SOUTH ELEVATION
3/32" = 1'-0"



7 B-15 EAST ELEVATION
3/32" = 1'-0"



8 B-15 WEST ELEVATION
3/32" = 1'-0"

KEYNOTES

- 03-24 CONCRETE CONTAINMENT BARRIER - REF STRUCTURAL DRAWINGS
- 04-03 8" SPLIT-FACE MASONRY - DURANGO FINISH BY ECHOLON
- 07-01 INSULATED METAL PANEL - 4" VERTICAL (Ø71 CHROMIUM GRAY) BY CENTRIA
- 07-04 INSULATED METAL PANEL - 4" VERTICAL, 1 HOUR FIRE RATED
- 07-20 PREFINISHED METAL DOWNSPOUT (DS) - REFERENCE ROOF CALCULATIONS ON A-120 FOR SIZING
- 07-21 PREFINISHED METAL GUTTER - REFERENCE ROOF CALCULATIONS ON A-120 FOR SIZING
- 07-28 CENTRIA ECOSCREEN PERFORATED SCREENWALL (CS-200 - 783 SIENNA FINISH)
- 07-30 TPO MEMBRANE ROOFING WITH MECHANICALLY FASTENED 2 LAYER OF 1" RIGID INSULATION (MINIMUM R-30) ON METAL DECK
- 08-06 ALUMINUM STOREFRONT WINDOW - TRANSPARENT GLAZING
- 10-10 WIRE MESH
- 10-11 MAPES SUPERSHADE CANOPY (FINISH - CLEAR ANODIZED)
- 13-01 STRUCTURE - REFERENCE PRE-ENGINEERED METAL BUILDING DRAWINGS AND SPECIFICATIONS

BUILDING WALL MATERIAL ARTICULATION:

B-14: ISO FILLING, LAB, DCS, AND ELECTRICAL:	
NORTH ELEVATION:	
TOTAL SURFACE AREA:	3789 SQ FT
INSULATED METAL PANEL:	3789 SQ FT
% OF TOTAL:	100%
SOUTH ELEVATION:	
TOTAL SURFACE AREA:	4059 SQ FT
MASONRY:	533 SQ FT
% OF TOTAL:	13%
METAL SCREEN:	1400 SQ FT
% OF TOTAL:	35%
INSULATED METAL PANEL:	2126 SQ FT
% OF TOTAL:	52%
EAST ELEVATION:	
TOTAL SURFACE AREA:	7906 SQ FT
MASONRY:	1208 SQ FT
% OF TOTAL:	15%
METAL SCREEN:	1646 SQ FT
% OF TOTAL:	21%
INSULATED METAL PANEL:	5052 SQ FT
% OF TOTAL:	64%
WEST ELEVATION:	
TOTAL SURFACE AREA:	7402 SQ FT
INSULATED METAL PANEL:	7402 SQ FT
% OF TOTAL:	100%
B-15 RAW MATERIAL TANK SHELTER:	
NORTH ELEVATION:	
TOTAL SURFACE AREA:	4143 SQ FT
METAL WIRE MESH:	2756 SQ FT
% OF TOTAL:	67%
CONCRETE WALL:	253 SQ FT
% OF TOTAL:	6%
METAL SCREEN:	1134 SQ FT
% OF TOTAL:	27%
SOUTH ELEVATION:	
TOTAL SURFACE AREA:	4217 SQ FT
METAL SCREEN:	2906 SQ FT
% OF TOTAL:	69%
WIRE MESH:	1058 SQ FT
% OF TOTAL:	25%
CONCRETE WALL:	253 SQ FT
% OF TOTAL:	6%
EAST ELEVATION:	
TOTAL SURFACE AREA:	4486 SQ FT
METAL SCREEN:	3086 SQ FT
% OF TOTAL:	69%
WIRE MESH:	1130 SQ FT
% OF TOTAL:	25%
CONCRETE WALL:	270 SQ FT
% OF TOTAL:	6%
WEST ELEVATION:	
TOTAL SURFACE AREA:	4457 SQ FT
METAL SCREEN:	2286 SQ FT
% OF TOTAL:	52%
WIRE MESH:	1901 SQ FT
% OF TOTAL:	43%
CONCRETE WALL:	270 SQ FT
% OF TOTAL:	6%

DOC. REL.#	DATE	DESCRIPTION
1	02/29/2024	PRE-PROPOSAL DOCUMENTS
2	03/13/2024	PROPOSAL DOCUMENTS
3	04/01/2024	PROPOSAL DOCUMENTS
5	04/18/2024	PROPOSAL DOCUMENTS
6	05/29/2024	PROPOSAL DOCUMENT
7	07/19/2024	CUSTOMER REVIEW
8	08/21/2024	PERMIT DOCUMENTS
10	09/23/2024	PERMIT DOCUMENTS
	10/18/2024	PERMIT DOCUMENTS



10 Quality Street
Lexington, Kentucky 40507-1450
Telephone: (859) 281-5000
Facsimile: (859) 252-5300
Food & Beverage | Manufacturing
Automotive | Distribution
Mission Critical | Commercial



GRAY AE, PSC
10 Quality Street
Lexington, Kentucky 40507-1450
Telephone: (859) 281-5000
Facsimile: (859) 252-5300

POLLUTANTS FROM OWNER'S OPERATIONS... CUSTOMER'S KNOWLEDGE OF ITS ACTIVITIES THAT WILL BE CONDUCTED WITHIN THE FACILITY TO BE DESIGNED BY GRAY AND CONSTRUCTED BY GRAY, AND THE MATERIALS INVOLVED IN THESE ACTIVITIES, IS SUPERIOR TO GRAY'S KNOWLEDGE, ACCORDINGLY, AND ANYTHING CONTAINED IN THE CONTRACT DOCUMENTS TO THE CONTRARY NOTWITHSTANDING, ANY DUTY OR WARRANTY BY GRAY HEREIN SHALL NOT APPLY TO THE DISCHARGE, DISPERSAL, ESCAPE, RELEASE OR SATURATION OF ANY POLLUTANT INTO THE ATMOSPHERE OR ANY BODY OF WATER OR ON OR INTO, UPON, IN OR INTO THE SURFACE OR SUBSURFACE OF LAND. FOR PURPOSE OF THIS SECTION, THE WORDS POLLUTANT SHALL MEAN ANY SOLID, LIQUID, GASEOUS, OR THERMAL, IRRITANT OR CONTAMINANT, INCLUDING BUT NOT LIMITED TO SMOKE, VAPOR, SOOT, FUMES, ACIDS, ALKALIS, CHEMICALS AND WASTE, AND SHALL INCLUDE ANY HAZARDOUS SUBSTANCE. THE CAPACITY OF THE FACILITY AND DESIGN OF THE FACILITY AND OF ITS PARTS, SO AS TO PREVENT THE ESCAPE, RELEASE, DISCHARGE, DISPERSAL OR SATURATION OF POLLUTANTS SHALL BE THE SOLE RESPONSIBILITY OF THE CUSTOMER.

NOTE: UNLESS OTHERWISE AGREED IN WRITING, GRAY IS THE SOLE OWNER OF ALL PROPRIETARY RIGHTS, INCLUDING COPYRIGHTS AND ANY TRADE SECRETS IN THE MATTER CONTAINED HEREIN. ANY DISCLOSURE, REPRODUCTION OR REVISION OF THE DOCUMENT OR ANY PORTION THEREOF IS SPECIFICALLY PROHIBITED UNLESS PREVIOUSLY APPROVED IN WRITING BY GRAY.

CORP. SEAL

A NEW MANUFACTURING FACILITY FOR:
MPCA AZ4 EXPANSION
MESA, ARIZONA

EXTERIOR ELEVATIONS - B-14 & B-15

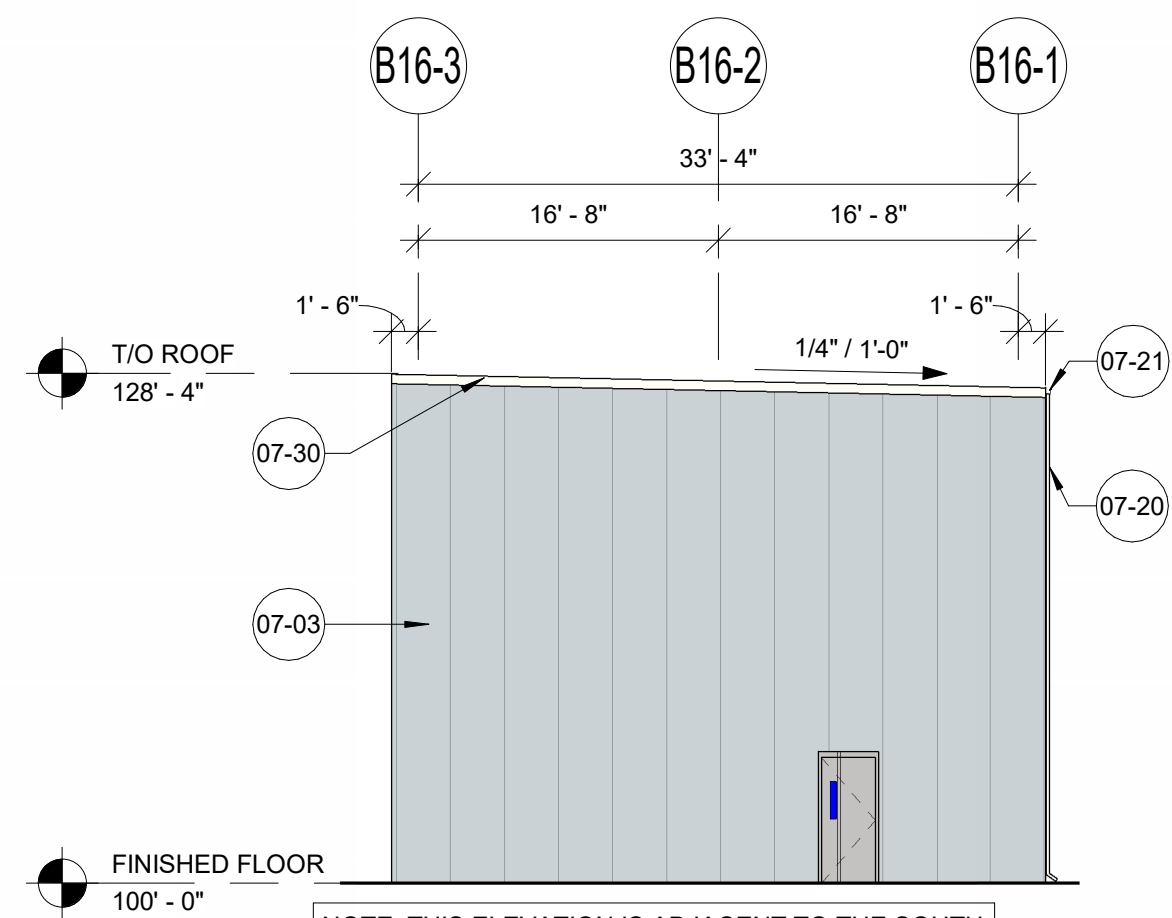
FINAL: FOR DESIGN REVIEW
BOARD APPROVAL 11/12/2024

JOB NUMBER	SHEET NUMBER
2024045	A-201

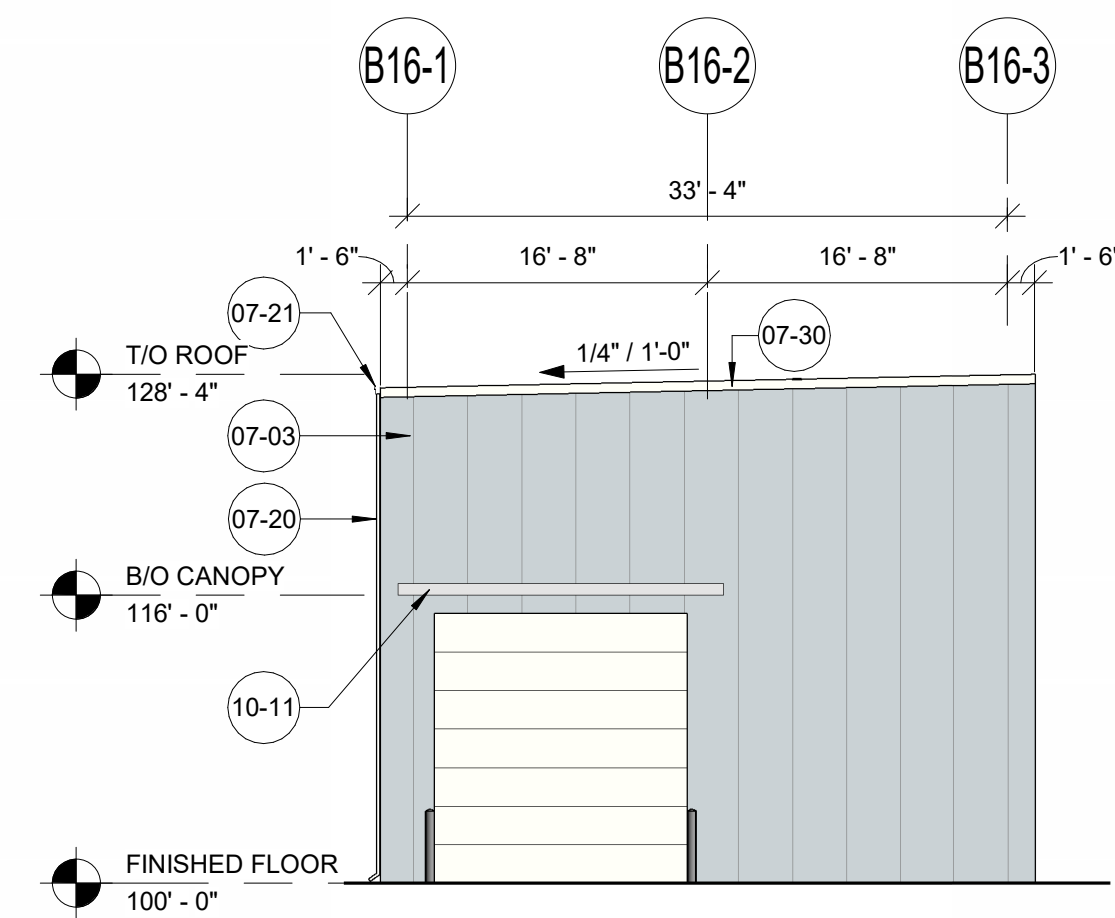
KEYNOTES

03-24	CONCRETE CONTAINMENT BARRIER - REF STRUCTURAL DRAWINGS
07-03	INSULATED METAL PANEL - 2" VERTICAL (971 CHROMIUM GRAY) BY CENTRIA
07-20	PREFINISHED METAL DOWNSPOUT (DS) - REFERENCE ROOF CALCULATIONS ON A-120 FOR SIZING
07-21	PREFINISHED METAL GUTTER - REFERENCE ROOF CALCULATIONS ON A-120 FOR SIZING
07-28	CENTRIA ECOSCREEN PERFORATED SCREENWALL (CS-260 - 783 SIENNA FINISH)
07-29	CORRUGATED SCREW DOWN METAL ROOFING BY PEMB MANUFACTURER
07-30	TPO MEMBRANE ROOFING WITH MECHANICALLY FASTENED 2 LAYER OF 1" RIGID INSULATION (MINIMUM R-30) ON METAL DECK
10-10	WIRE MESH
10-11	MAPES SUPERSHADE CANOPY (FINISH - CLEAR ANODIZED)
13-01	STRUCTURE - REFERENCE PRE-ENGINEERED METAL BUILDING DRAWINGS AND SPECIFICATIONS

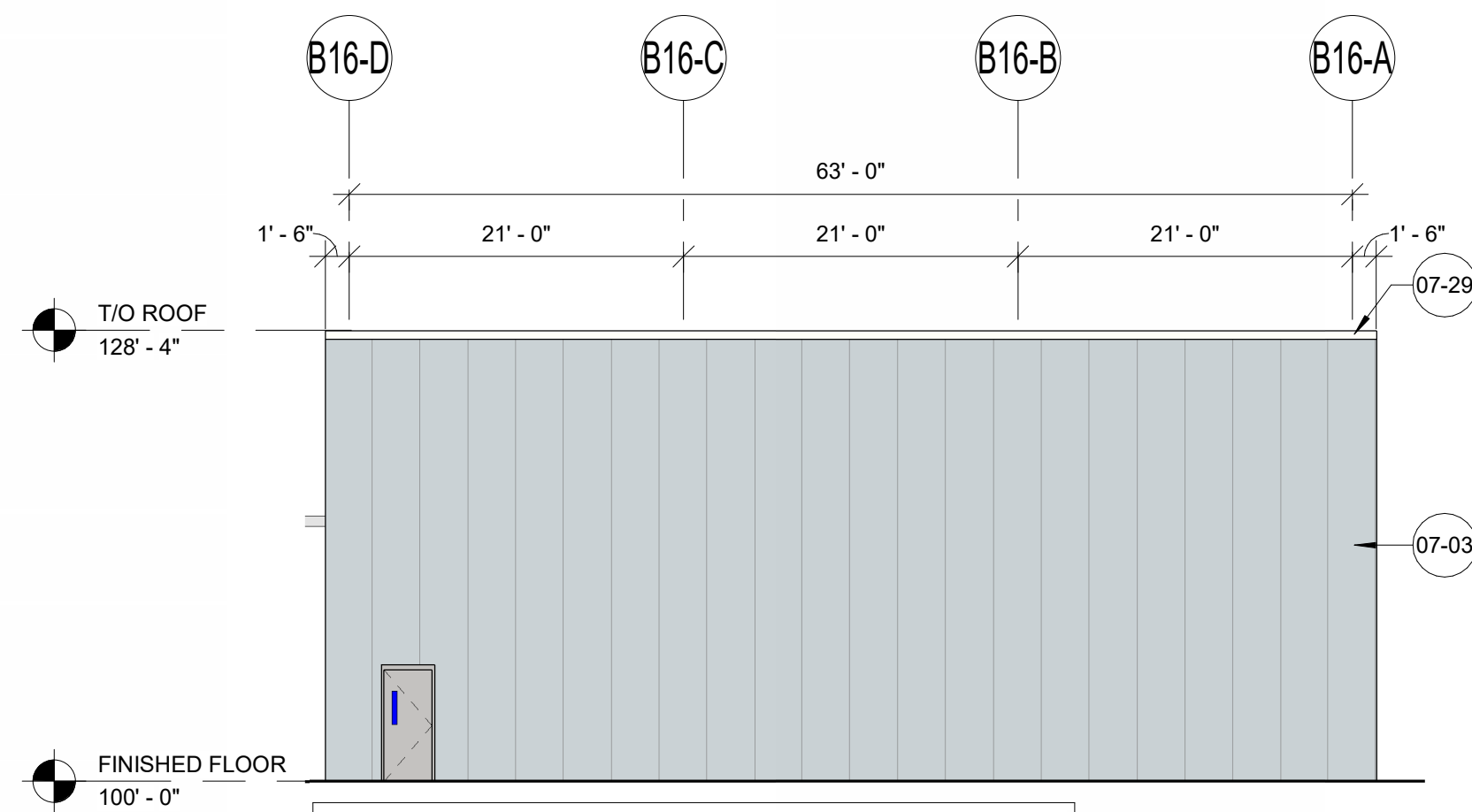
DOC. REL.#	DATE	DESCRIPTION
1	02/29/2024	PRE-PROPOSAL DOCUMENTS
2	03/13/2024	PROPOSAL DOCUMENTS
3	04/01/2024	PROPOSAL DOCUMENTS
5	04/18/2024	PROPOSAL DOCUMENTS
6	05/29/2024	PROPOSAL DOCUMENT
7	07/19/2024	CUSTOMER REVIEW
8	08/21/2024	PERMIT DOCUMENTS
10	09/23/2024	PERMIT DOCUMENTS
	10/18/2024	PERMIT DOCUMENTS



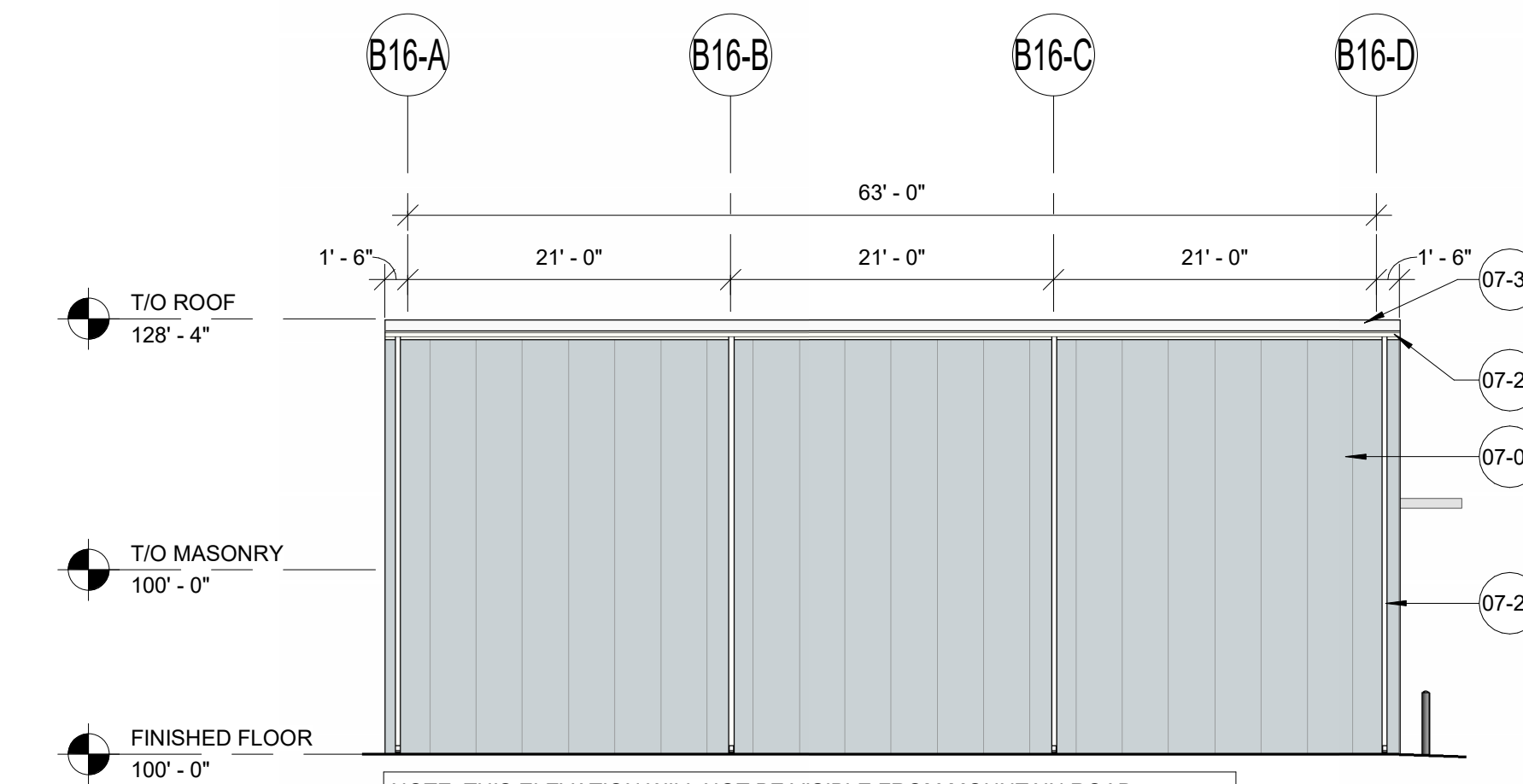
1 B-16 NORTH ELEVATION
3/32" = 1'-0"



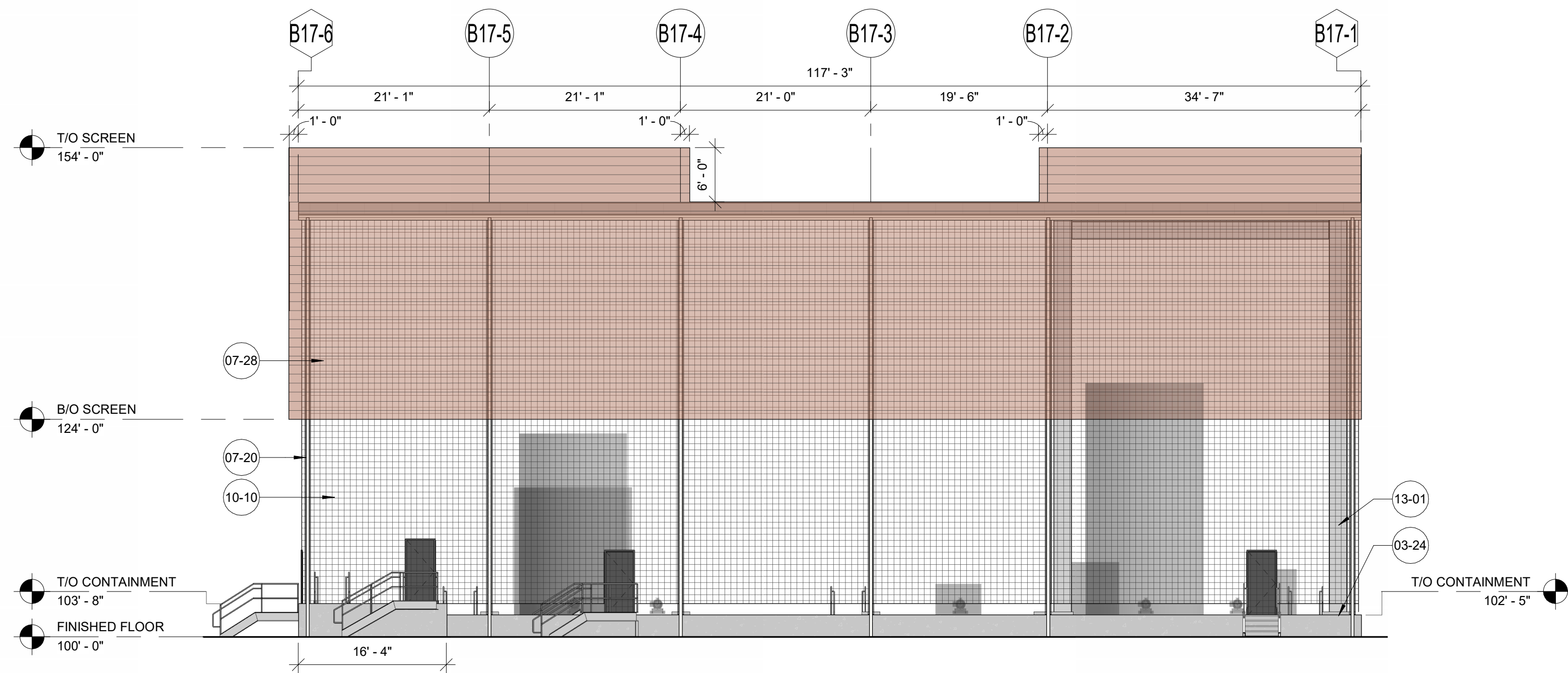
2 B-16 SOUTH ELEVATION
3/32" = 1'-0"



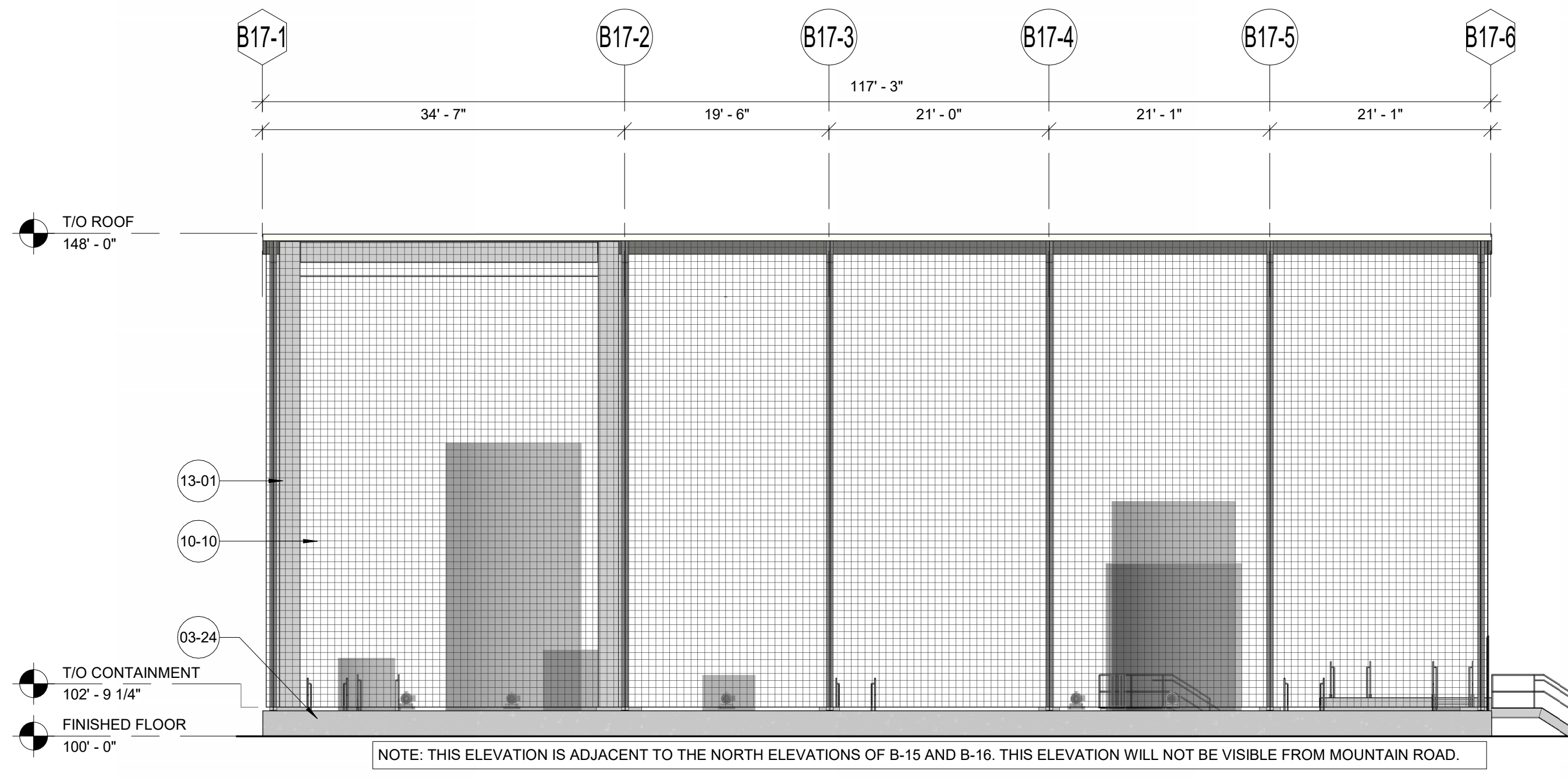
3 B-16 EAST ELEVATION
3/32" = 1'-0"



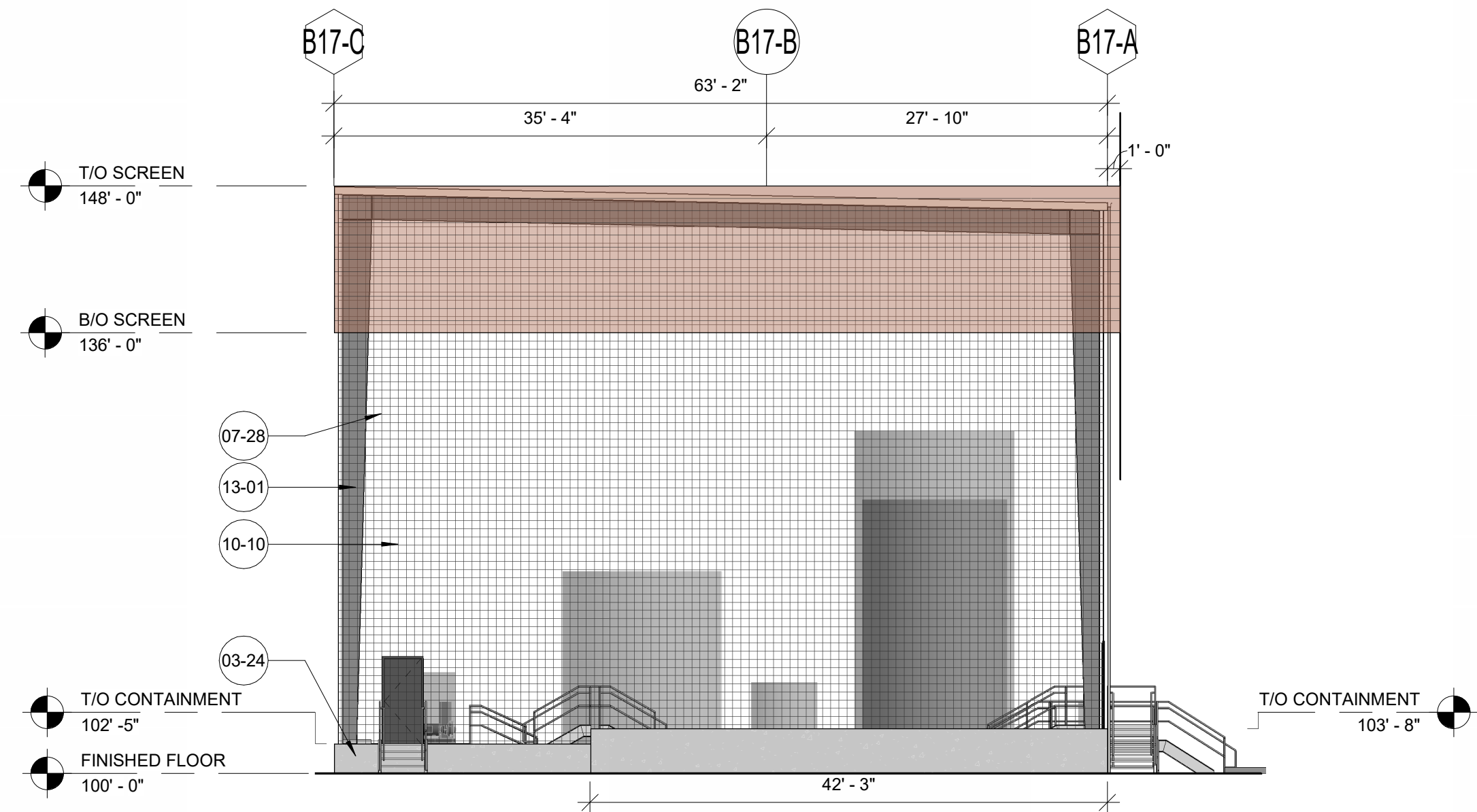
4 B-16 WEST ELEVATION
3/32" = 1'-0"



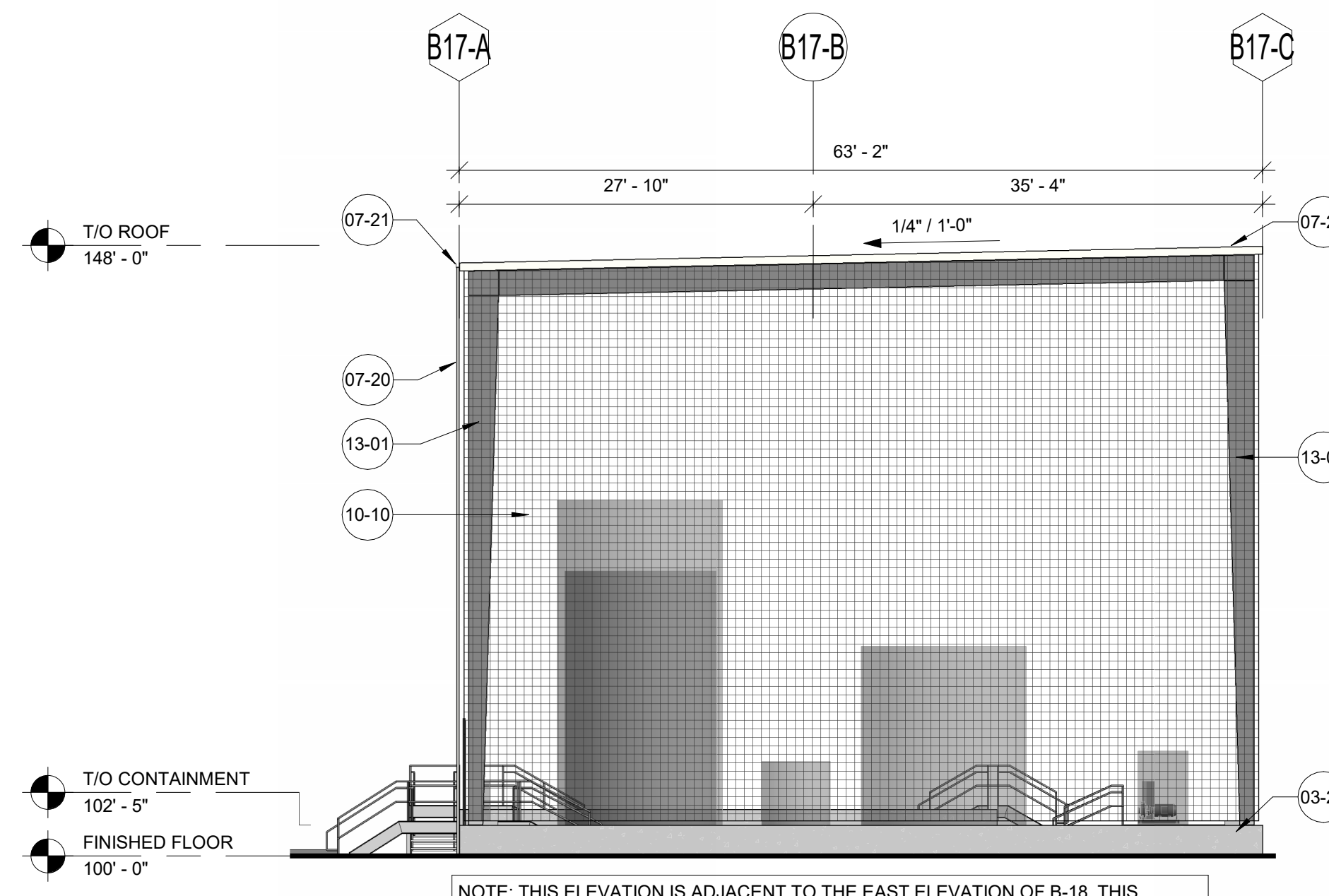
5 B-17 NORTH ELEVATION
3/32" = 1'-0"



6 B-17 SOUTH ELEVATION
3/32" = 1'-0"



7 B-17 EAST ELEVATION
3/32" = 1'-0"



8 B-17 WEST ELEVATION
3/32" = 1'-0"

BUILDING WALL MATERIAL ARTICULATION:

B16: PURIFICATION BUILDING:

NORTH ELEVATION:

TOTAL SURFACE AREA: 995 SQ FT

INSULATED METAL PANEL: 995 SQ FT

% OF TOTAL: 100%

SOUTH ELEVATION:

TOTAL SURFACE AREA: 995 SQ FT

INSULATED METAL PANEL: 995 SQ FT

% OF TOTAL: 100%

EAST ELEVATION:

TOTAL SURFACE AREA: 1841 SQ FT

INSULATED METAL PANEL: 1841 SQ FT

% OF TOTAL: 100%

WEST ELEVATION:

TOTAL SURFACE AREA: 1820 SQ FT

INSULATED METAL PANEL: 1820 SQ FT

% OF TOTAL: 100%

B17 REWORK & PH SHELTER:

NORTH ELEVATION:

TOTAL SURFACE AREA: 6119 SQ FT

METAL SCREEN: 3319 SQ FT

% OF TOTAL: 55%

WIRE MESH: 2496 SQ FT

% OF TOTAL: 41%

CONCRETE WALL: 304 SQ FT

% OF TOTAL: 4%

SOUTH ELEVATION:

TOTAL SURFACE AREA: 5518 SQ FT

WIRE MESH: 5234 SQ FT

% OF TOTAL: 95%

CONCRETE WALL: 284 SQ FT

% OF TOTAL: 5%

EAST ELEVATION:

TOTAL SURFACE AREA: 3023 SQ FT

METAL SCREEN: 770 SQ FT

% OF TOTAL: 25%

WIRE MESH: 2047 SQ FT

% OF TOTAL: 68%

CONCRETE WALL: 206 SQ FT

% OF TOTAL: 7%

WEST ELEVATION:

TOTAL SURFACE AREA: 2918 SQ FT

WIRE MESH: 2765 SQ FT

% OF TOTAL: 95%

CONCRETE WALL: 153 SQ FT

% OF TOTAL: 5%



10 Quality Street
Lexington, Kentucky 40507-1450
Telephone: (859) 281-5000
Facsimile: (859) 252-5300
Food & Beverage | Manufacturing
Automotive | Distribution
Mission Critical | Commercial



GRAY AE, PSC
10 Quality Street
Lexington, Kentucky 40507-1450
Telephone: (859) 281-5000
Facsimile: (859) 252-5300

POLLUTANTS FROM OWNER'S OPERATIONS... CUSTOMER'S KNOWLEDGE OF ITS ACTIVITIES THAT WILL BE CONDUCTED WITHIN THE FACILITY TO BE DESIGNED BY GRAY AND CONSTRUCTED BY GRAY, AND THE MATERIALS INVOLVED IN THESE ACTIVITIES, IS SUPERIOR TO GRAY'S KNOWLEDGE, ACCORDINGLY, AND ANYTHING CONTAINED IN THE CONTRACT DOCUMENTS TO THE CONTRARY NOTWITHSTANDING, ANY DUTY OR WARRANTY BY GRAY HEREIN SHALL NOT APPLY TO THE DISCHARGE, DISPERSAL, ESCAPE, RELEASE OR SATURATION OF ANY POLLUTANT INTO THE ATMOSPHERE OR ANY BODY OF WATER OR ON OR INTO, UPON, IN OR INTO THE SURFACE OR SUBSURFACE OF LAND. FOR PURPOSE OF THIS SECTION, THE WORD "POLLUTANT" SHALL MEAN ANY SOLID, LIQUID, GASEOUS, OR THERMAL, IRRITANT OR CONTAMINANT, INCLUDING BUT NOT LIMITED TO SMOKE, VAPOR, SOOT, FLAME, ACID, ALKALI, CHEMICALS AND WASTE, AND SHALL INCLUDE ANY RADIOACTIVE SUBSTANCE. THE CAPACITY OF THE FACILITY AND THE DESIGN OF ANY OF ITS PARTS, SO AS TO PREVENT THE ESCAPE, RELEASE, DISCHARGE, DISPERSAL OR SATURATION OF POLLUTANTS SHALL BE THE SOLE RESPONSIBILITY OF THE CUSTOMER.

NOTE: UNLESS OTHERWISE AGREED IN WRITING, GRAY IS THE SOLE OWNER OF ALL PROPRIETARY RIGHTS, INCLUDING COPYRIGHTS AND ANY TRADE SECRETS IN THE MATTER CONTAINED HEREIN. ANY DISCLOSURE, REPRODUCTION OR REVISION OF THE DOCUMENT OR ANY PORTION THEREOF IS SPECIFICALLY PROHIBITED UNLESS PREVIOUSLY APPROVED IN WRITING BY GRAY.

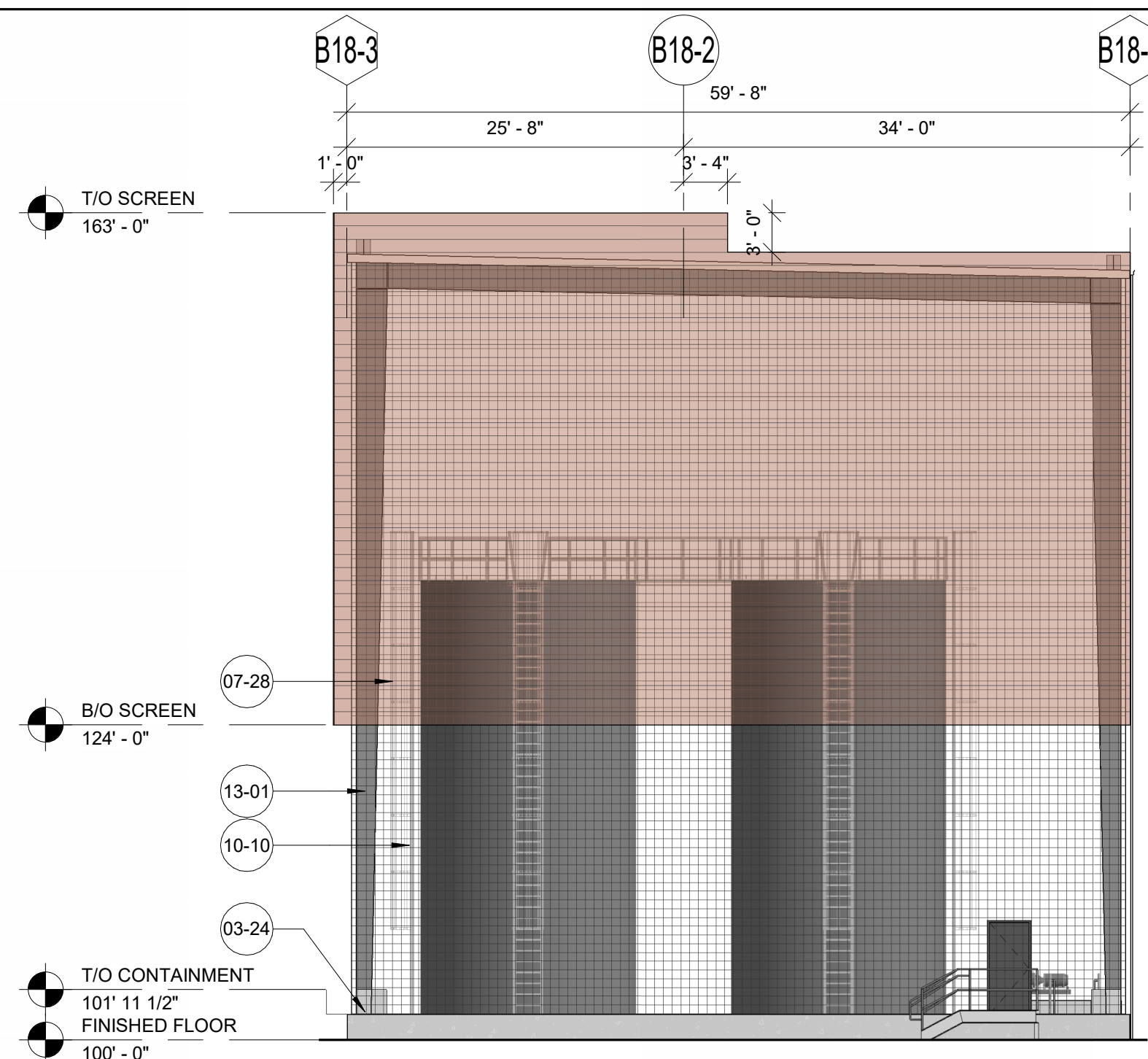
CORP. SEAL

A NEW MANUFACTURING FACILITY FOR: MPCA AZ4 EXPANSION
MESA, ARIZONA

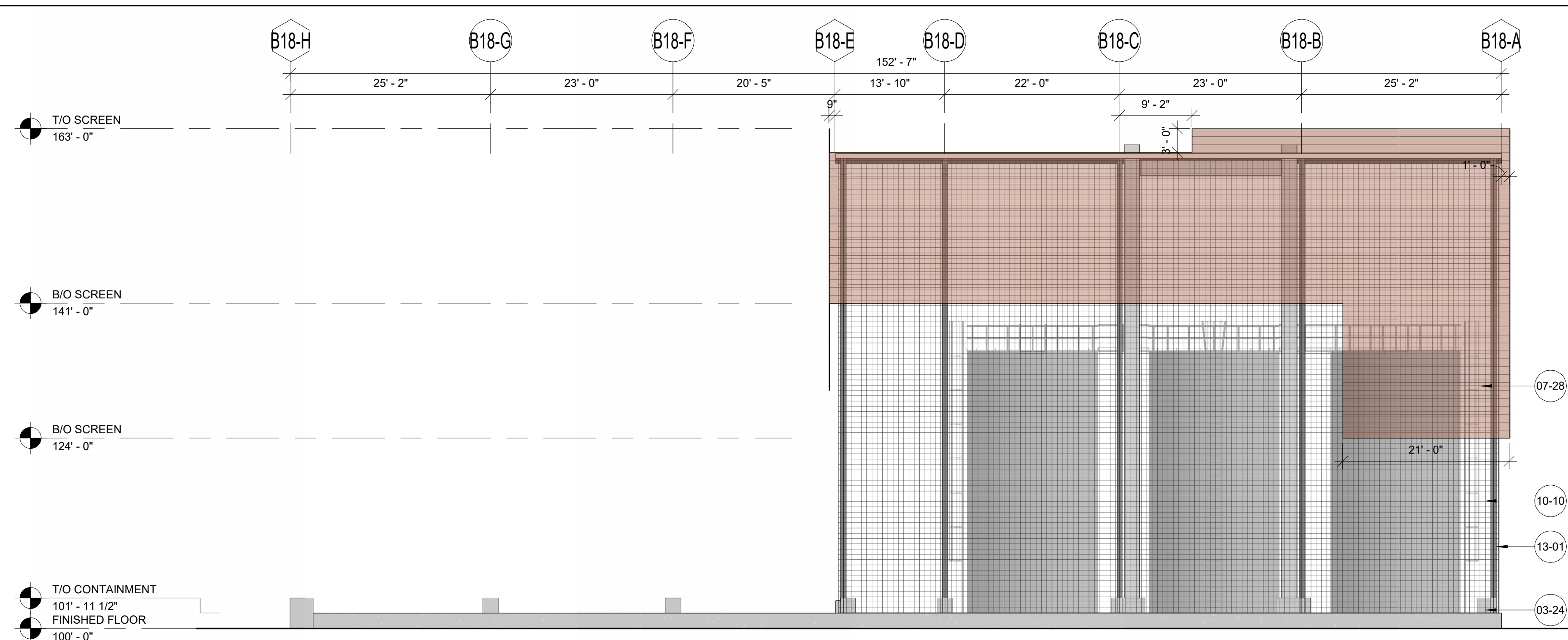
EXTERIOR ELEVATIONS - B-16 & B-17

FINAL: FOR DESIGN REVIEW
BOARD APPROVAL 11/12/2024

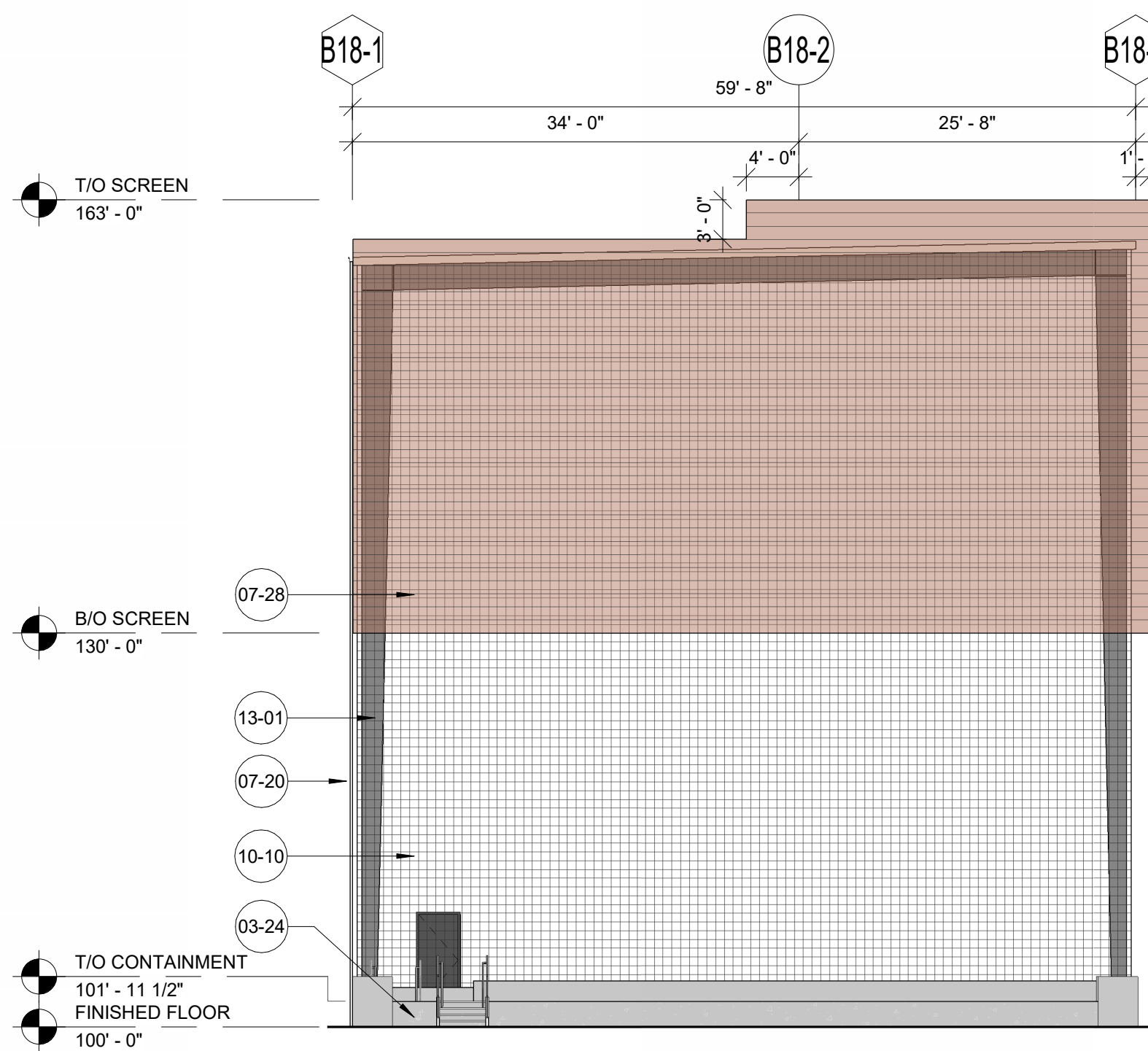
JOB NUMBER	SHEET NUMBER
2024045	A-202



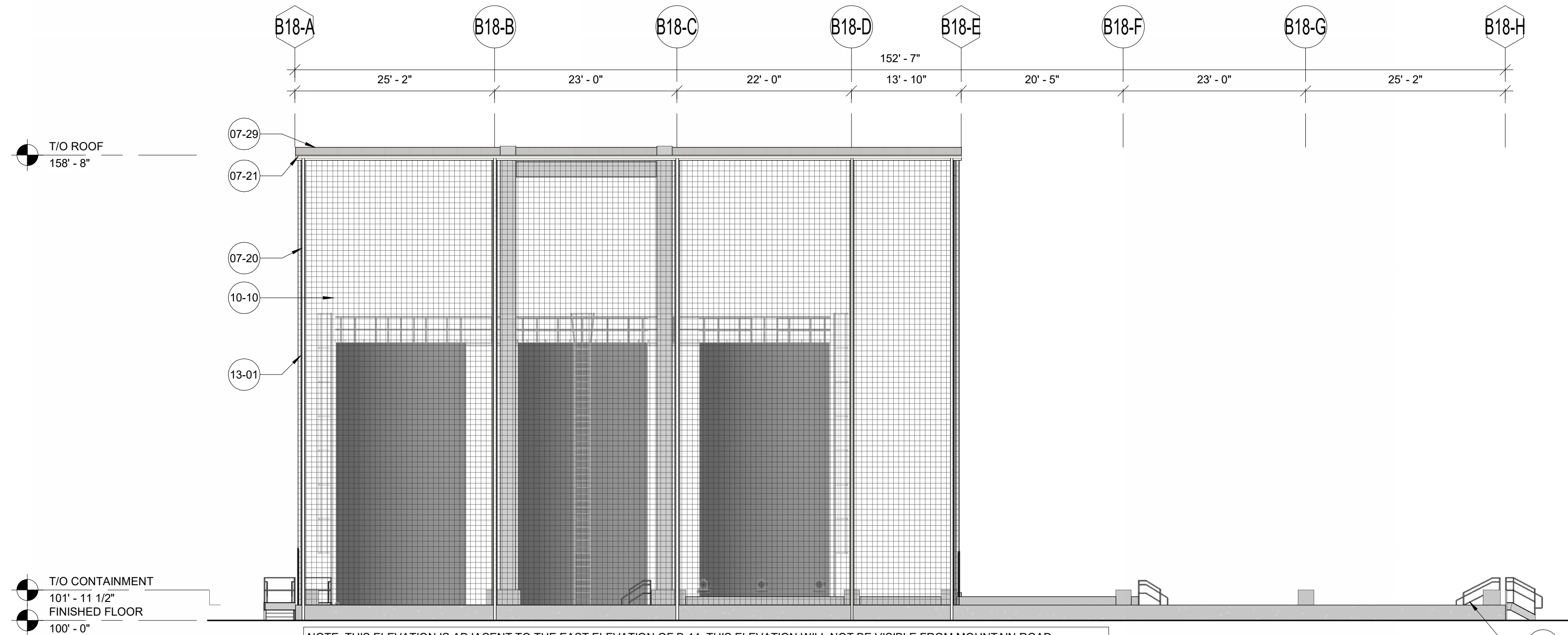
1 B-18 NORTH ELEVATION
3/32" = 1'-0"



2 B-18 EAST ELEVATION
3/32" = 1'-0"



3 B-18 SOUTH ELEVATION
3/32" = 1'-0"



4 B-18 WEST ELEVATION
3/32" = 1'-0"

KEYNOTES

03-24	CONCRETE CONTAINMENT BARRIER - REF STRUCTURAL DRAWINGS
04-03	8" SPLIT-FACE MASONRY - DURANGO FINISH BY ECHELON
07-03	INSULATED METAL PANEL - 2" VERTICAL (971 CHROMIUM GRAY) BY CENTRIA
07-20	PREFINISHED METAL DOWNSPOUT (DS) - REFERENCE ROOF CALCULATIONS ON A-120 FOR SIZING
07-21	PREFINISHED METAL GUTTER - REFERENCE ROOF CALCULATIONS ON A-120 FOR SIZING
07-28	CENTRIA ECOSCREEN PERFORATED SCREENWALL (CS-200 - 783 SIENNA FINISH)
07-29	CORRUGATED SCREW DOWN METAL ROOFING BY PEMB MANUFACTURER
07-30	TPO MEMBRANE ROOFING WITH MECHANICALLY FASTENED 2 LAYER OF 1" RIGID INSULATION (MINIMUM R-30) ON METAL DECK
08-05	ALUMINUM STOREFRONT WINDOW - SPANDREL GLAZING
10-10	WIRE MESH
10-11	MAPES SUPERSHADE CANOPY (FINISH - CLEAR ANODIZED)
13-01	STRUCTURE - REFERENCE PRE-ENGINEERED METAL BUILDING DRAWINGS AND SPECIFICATIONS

BUILDING WALL MATERIAL ARTICULATION:

B18 PRODUCT TANK SHELTER HYDROGEN PEROXIDE:

NORTH ELEVATION:

TOTAL SURFACE AREA:	3697 SQ FT
METAL SCREEN:	2275 SQ FT
% OF TOTAL:	62%
WIRE MESH:	1305 SQ FT
% OF TOTAL:	35%
CONCRETE:	117 SQ FT
% OF TOTAL:	3%

SOUTH ELEVATION:

TOTAL SURFACE AREA:	3689 SQ FT
METAL SCREEN:	1913 SQ FT
% OF TOTAL:	52%
WIRE MESH:	1659 SQ FT
% OF TOTAL:	45%
CONCRETE:	117 SQ FT
% OF TOTAL:	3%

EAST ELEVATION:

TOTAL SURFACE AREA:	5345 SQ FT
METAL SCREEN:	2101 SQ FT
% OF TOTAL:	39%
WIRE MESH:	2945 SQ FT
% OF TOTAL:	55%
CONCRETE:	299 SQ FT
% OF TOTAL:	6%

WEST ELEVATION:

TOTAL SURFACE AREA:	4998 SQ FT
METAL SCREEN:	4799 SQ FT
% OF TOTAL:	96%
CONCRETE:	299 SQ FT
% OF TOTAL:	4%

B26 UTILITY BUILDING (AMMONIUM HYDROXIDE):

NORTH ELEVATION:

TOTAL SURFACE AREA:	839 SQ FT
MASONRY:	346 SQ FT
% OF TOTAL:	41%
INSULATED METAL PANEL:	202 SQ FT
% OF TOTAL:	24%
METAL SCREEN:	291 SQ FT
% OF TOTAL:	35%

SOUTH ELEVATION:

TOTAL SURFACE AREA:	747 SQ FT
MASONRY:	340 SQ FT
% OF TOTAL:	46%
INSULATED METAL PANEL:	407 SQ FT
% OF TOTAL:	54%

EAST ELEVATION:

TOTAL SURFACE AREA:	1856 SQ FT
MASONRY:	317 SQ FT
% OF TOTAL:	17%
INSULATED METAL PANEL:	1053 SQ FT
% OF TOTAL:	59%
METAL SCREEN:	446 SQ FT
% OF TOTAL:	24%

WEST ELEVATION:

TOTAL SURFACE AREA:	1720 SQ FT
INSULATED METAL PANEL:	1720 SQ FT
% OF TOTAL:	100%

DOC. REL.#	DATE	DESCRIPTION
1	02/29/2024	PRE-PROPOSAL DOCUMENTS
2	03/13/2024	PROPOSAL DOCUMENTS
3	04/01/2024	PROPOSAL DOCUMENTS
5	04/18/2024	PROPOSAL DOCUMENTS
6	05/29/2024	PROPOSAL DOCUMENT
7	07/19/2024	CUSTOMER REVIEW
8	08/21/2024	PERMIT DOCUMENTS
10	09/23/2024	PERMIT DOCUMENTS
	10/18/2024	PERMIT DOCUMENTS



10 Quality Street
Lexington, Kentucky 40507-1450
Telephone: (859) 281-5000
Facsimile: (859) 252-5300

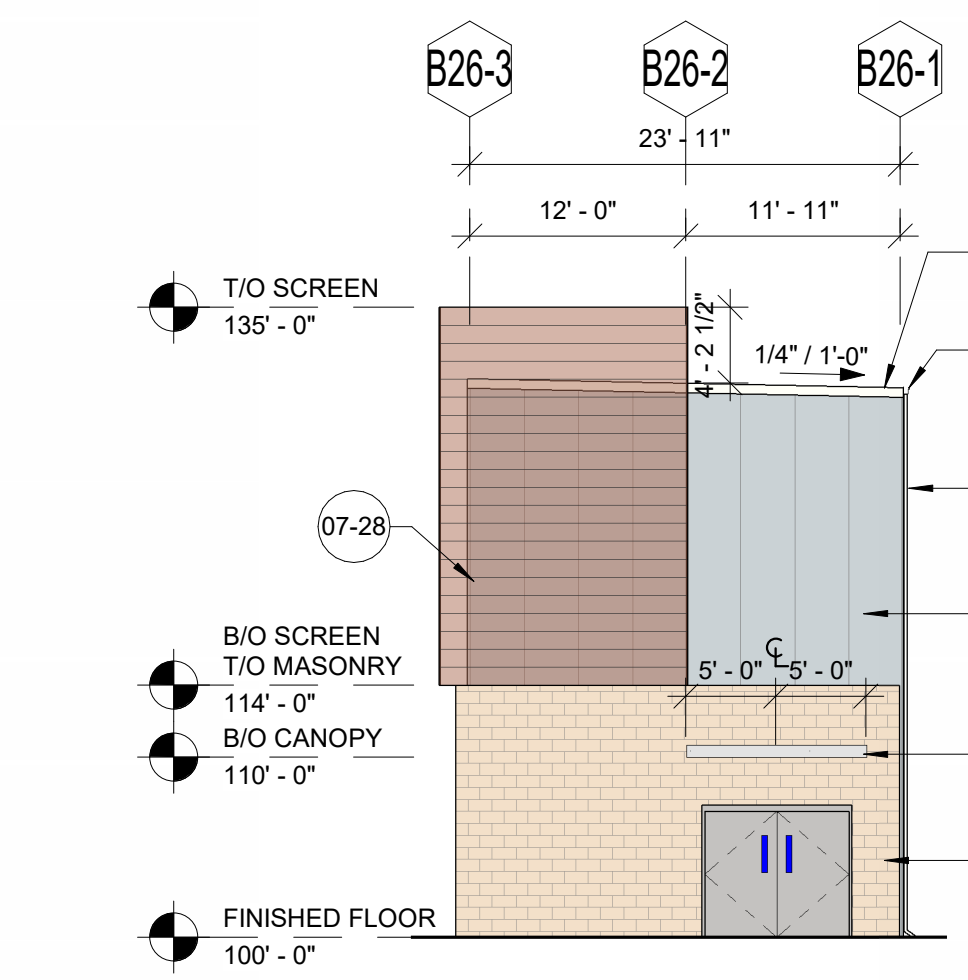
Food & Beverage | Manufacturing
Automotive | Distribution
Mission Critical | Commercial



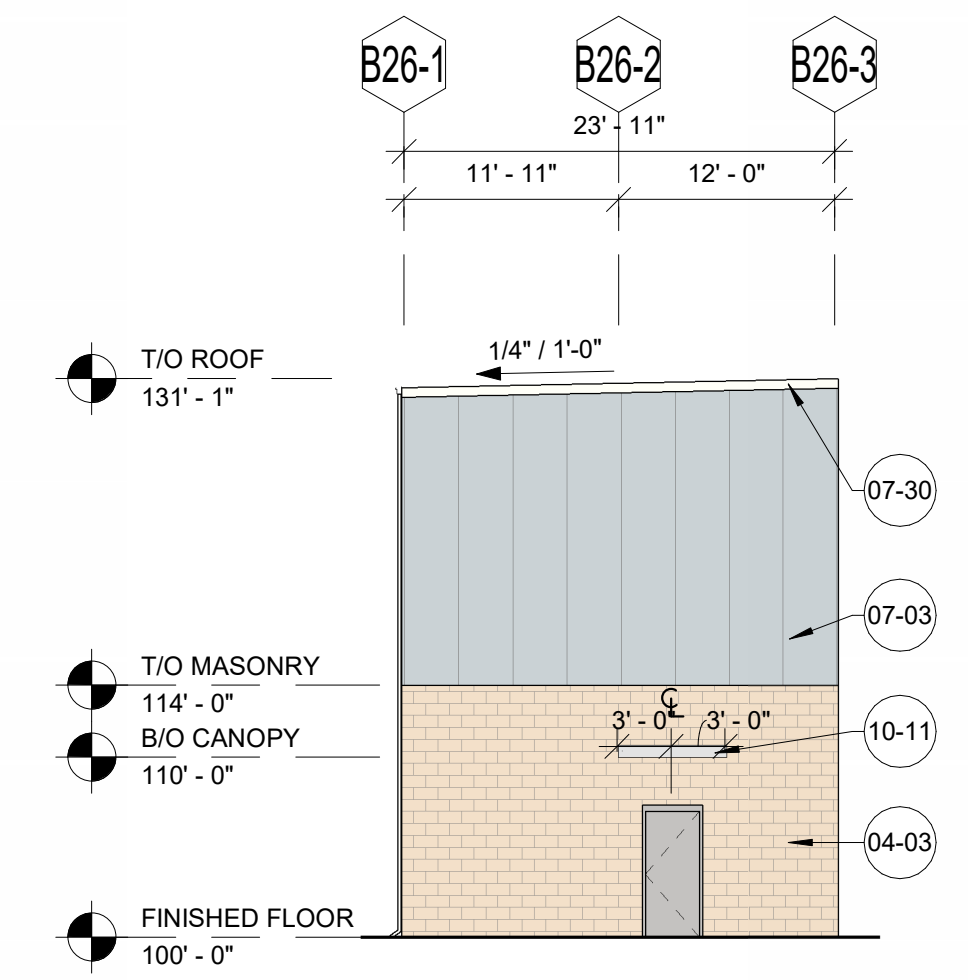
GRAY AE, PSC
10 Quality Street
Lexington, Kentucky 40507-1450
Telephone: (859) 281-5000
Facsimile: (859) 252-5300

POLLUTANTS FROM OWNER'S OPERATIONS... CUSTOMER'S KNOWLEDGE OF ITS ACTIVITIES THAT WILL BE CONDUCTED WITHIN THE FACILITY TO BE DESIGNED BY GRAY AND CONSTRUCTED BY GRAY, AND THE MATERIALS INVOLVED IN THESE ACTIVITIES, IS SUPERIOR TO GRAY'S KNOWLEDGE. ACCORDINGLY, AND ANYTHING CONTAINED IN THE CONTRACT DOCUMENTS TO THE CONTRARY notwithstanding, ANY DUTY OR WARRANTY BY GRAY HEREIN SHALL NOT APPLY TO THE DISCHARGE, DISPERSAL, ESCAPE, RELEASE OR SATURATION OF ANY POLLUTANT INTO THE ATMOSPHERE OR ANY BODY OF WATER OR ON OR ONTO, UPON, IN OR INTO THE SURFACE OR SUBSURFACE OF LAND. FOR PURPOSE OF THIS SECTION, THE WORDS POLLUTANT SHALL MEAN ANY SOLID, LIQUID, GASEOUS, OR THERMAL, IRRITANT OR CONTAMINANT, INCLUDING BUT NOT LIMITED TO SMOKE, VAPOR, SOOT, FUMES, ACIDS, ALKALIS, CHEMICALS AND WASTE, AND SHALL INCLUDE ANY HAZARDOUS SUBSTANCE. THE CAPACITY OF THE FACILITY AND DESIGN OF ANY OF ITS PARTS, SO AS TO PREVENT THE ESCAPE, RELEASE, DISCHARGE, DISPERSAL OR SATURATION OF POLLUTANTS SHALL BE THE SOLE RESPONSIBILITY OF THE CUSTOMER.

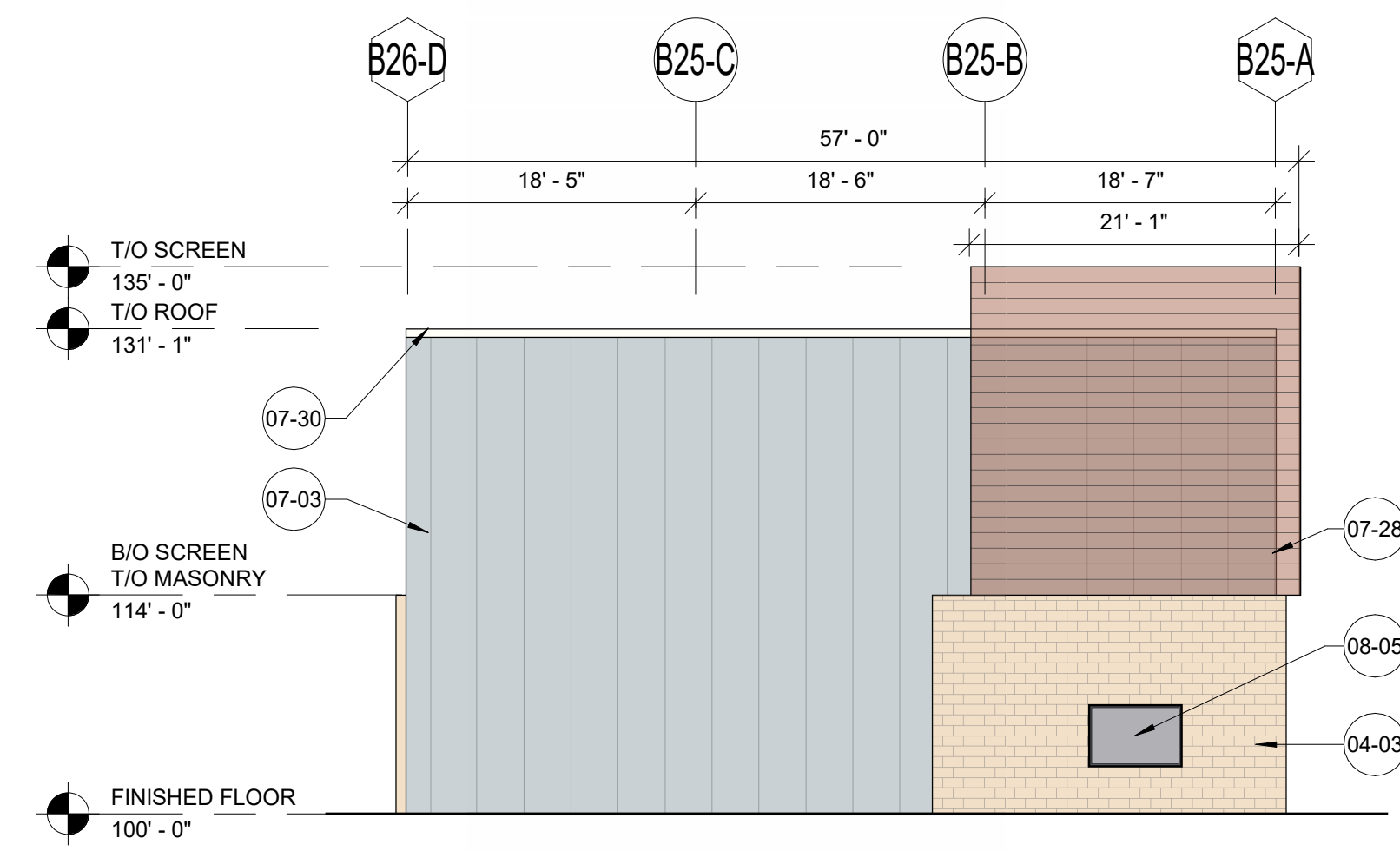
NOTE: UNLESS OTHERWISE AGREED IN WRITING, GRAY IS THE SOLE OWNER OF ALL PROPRIETARY RIGHTS, INCLUDING COPYRIGHTS AND ANY TRADE SECRETS IN THE MATTER CONTAINED HEREIN. ANY DISCLOSURE, REPRODUCTION OR REVISION OF THIS DOCUMENT OR ANY PORTION THEREOF IS SPECIFICALLY PROHIBITED UNLESS PREVIOUSLY APPROVED IN WRITING BY GRAY.



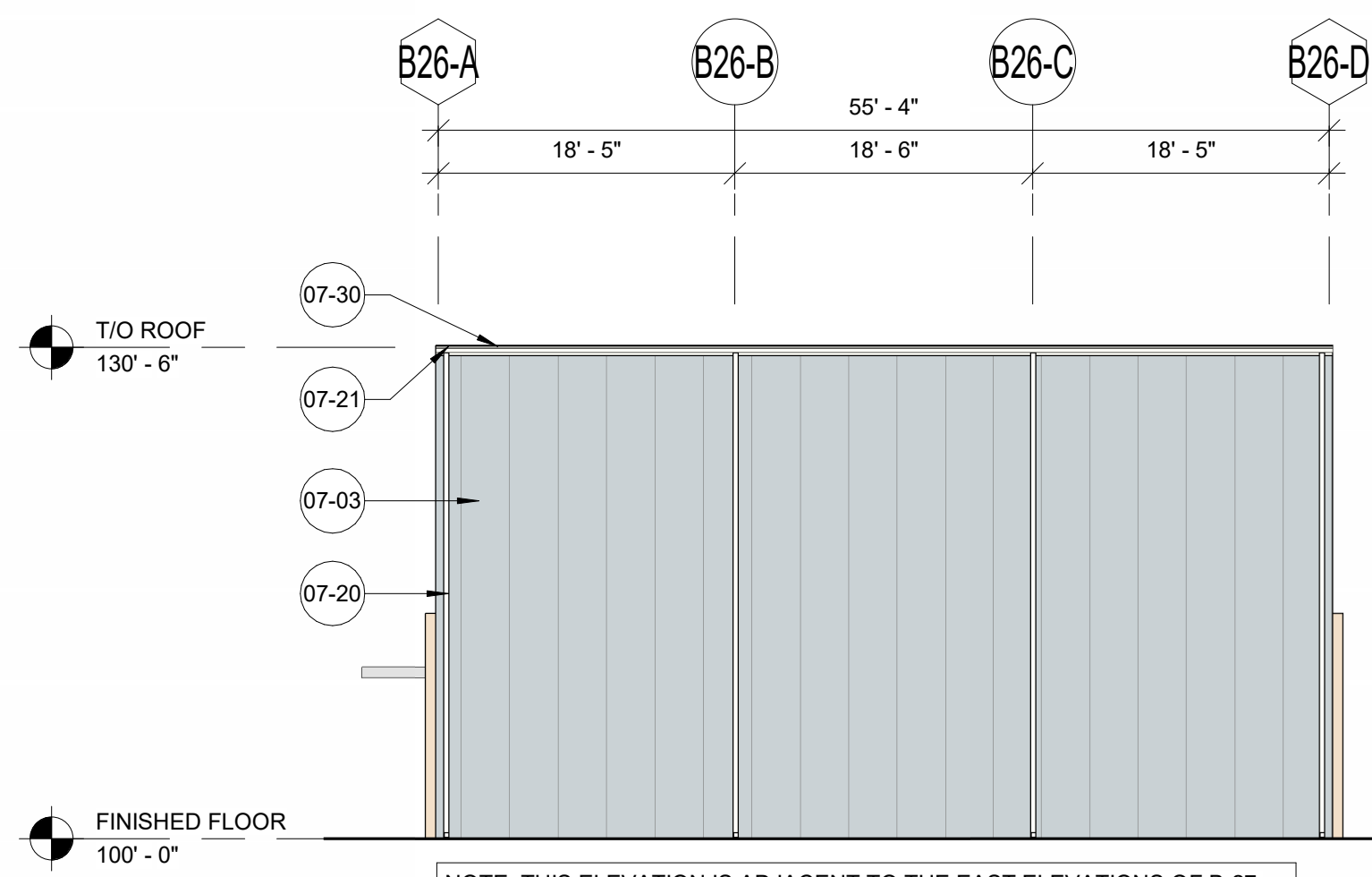
5 B-26 NORTH ELEVATION
3/32" = 1'-0"



6 B-26 SOUTH ELEVATION
3/32" = 1'-0"



7 B-26 EAST ELEVATION
3/32" = 1'-0"



8 B-26 WEST ELEVATION
3/32" = 1'-0"

CORP. SEAL

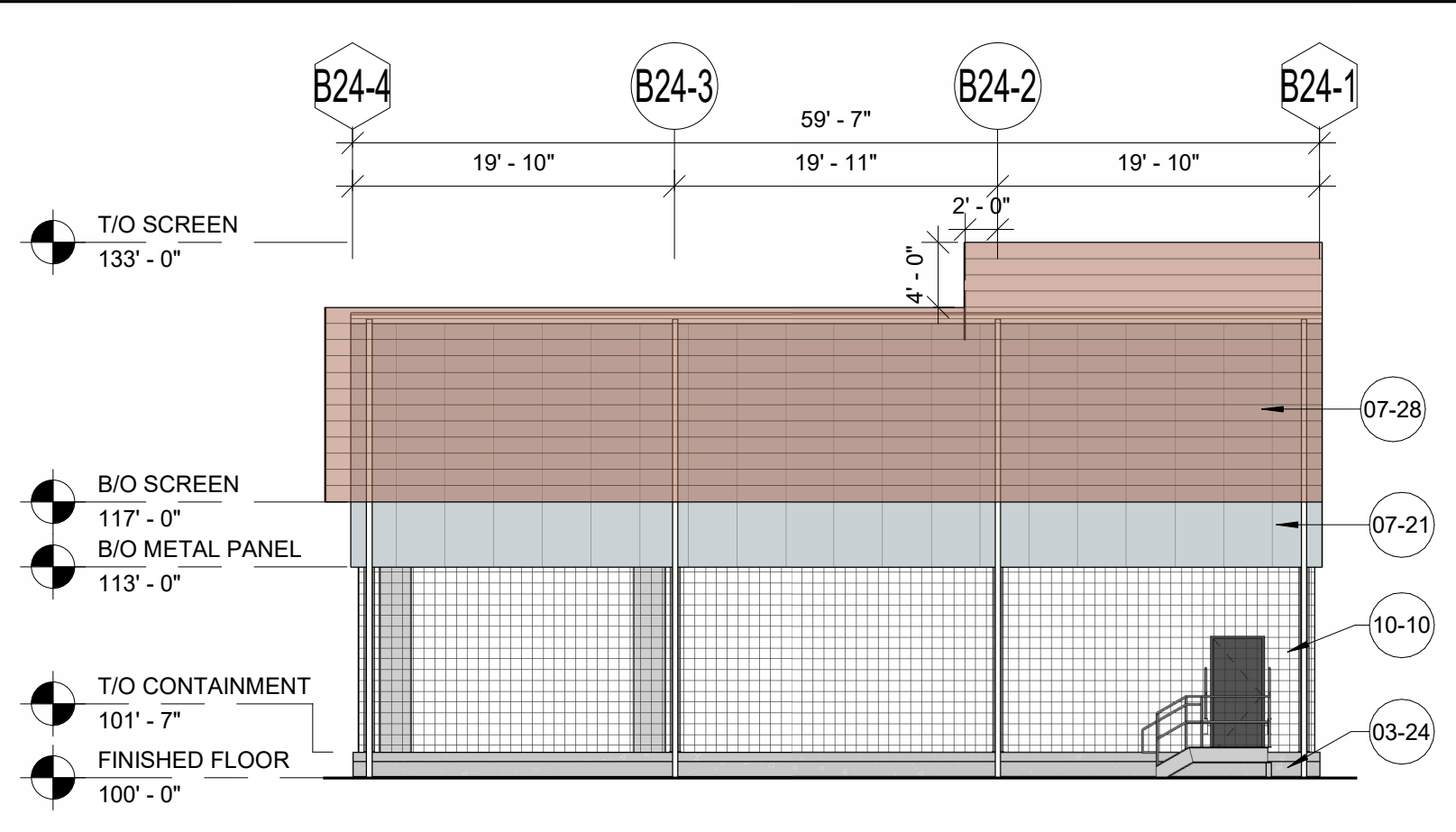
A NEW MANUFACTURING FACILITY FOR: MPCA AZ4 EXPANSION
MESA, ARIZONA

EXTERIOR ELEVATIONS - B-18 & B-26

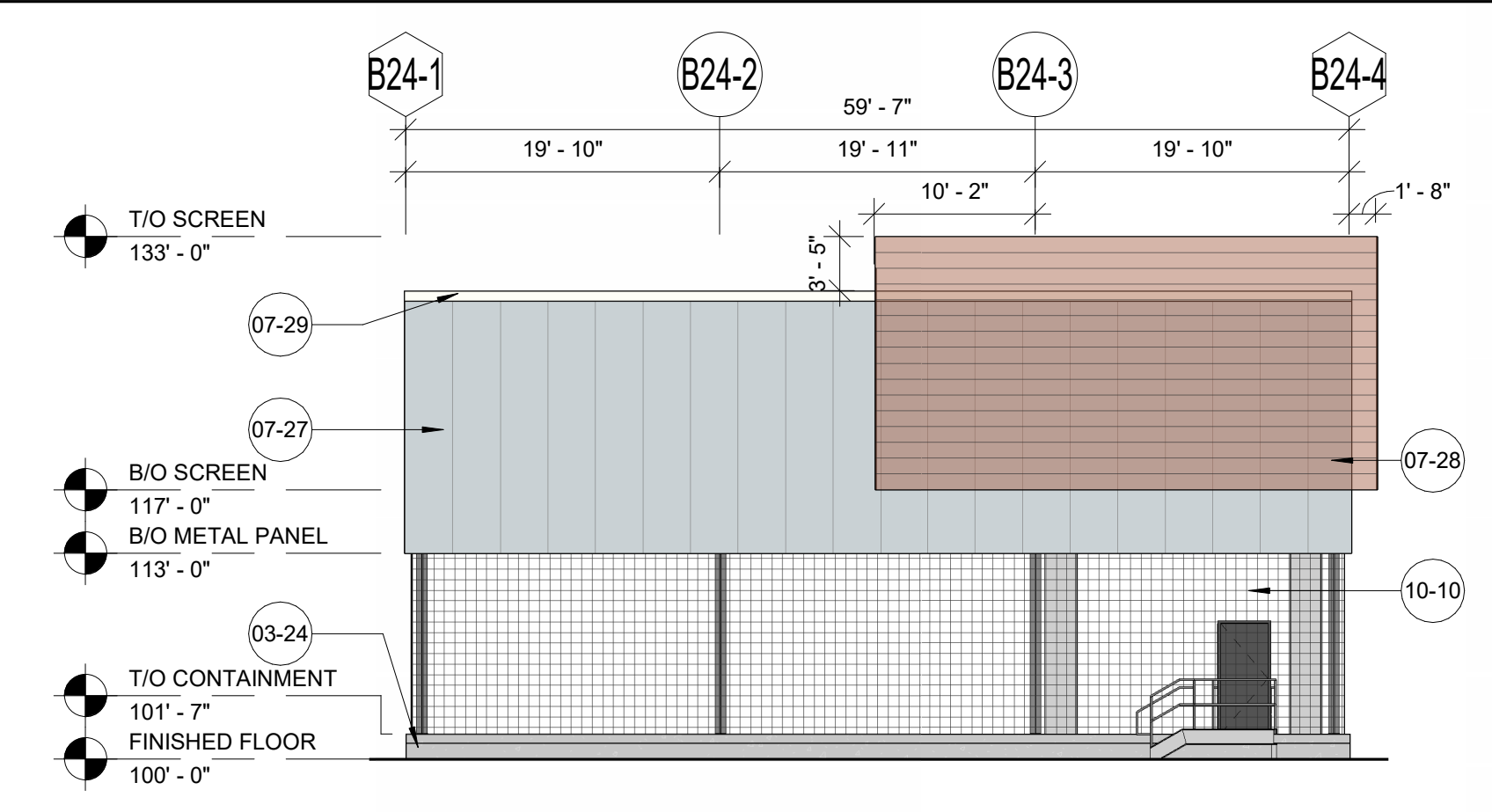
JOB NUMBER	SHEET NUMBER
2024045	A-203

FINAL: FOR DESIGN REVIEW
BOARD APPROVAL 11/12/2024

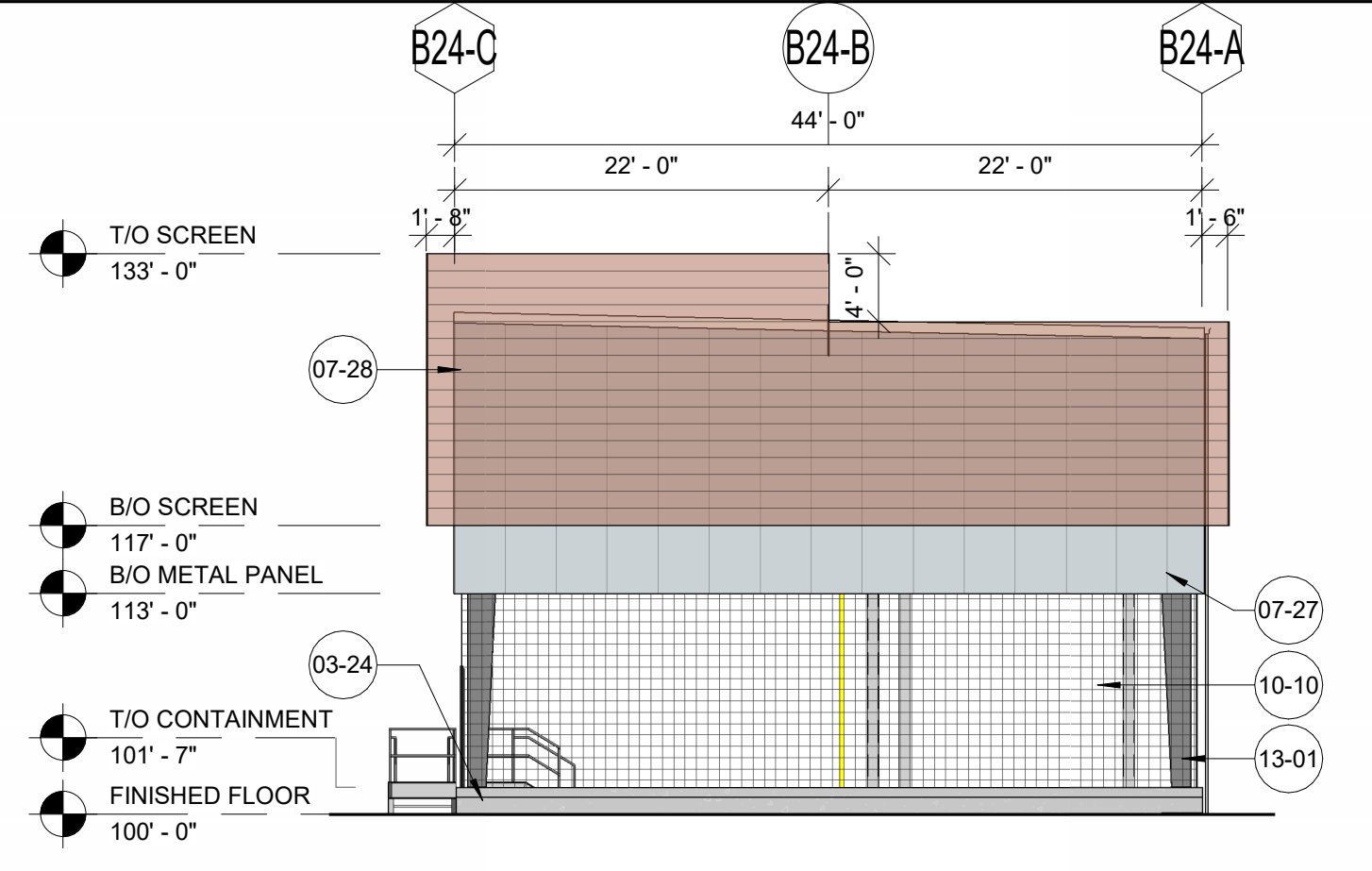
DOC. REL.#	DATE	DESCRIPTION
1	02/29/2024	PRE-PROPOSAL DOCUMENTS
2	03/13/2024	PROPOSAL DOCUMENTS
3	04/01/2024	PROPOSAL DOCUMENTS
5	04/18/2024	PROPOSAL DOCUMENTS
6	05/29/2024	PROPOSAL DOCUMENT
7	07/19/2024	CUSTOMER REVIEW
8	08/21/2024	PERMIT DOCUMENTS
10	09/23/2024	PERMIT DOCUMENTS
	10/18/2024	PERMIT DOCUMENTS



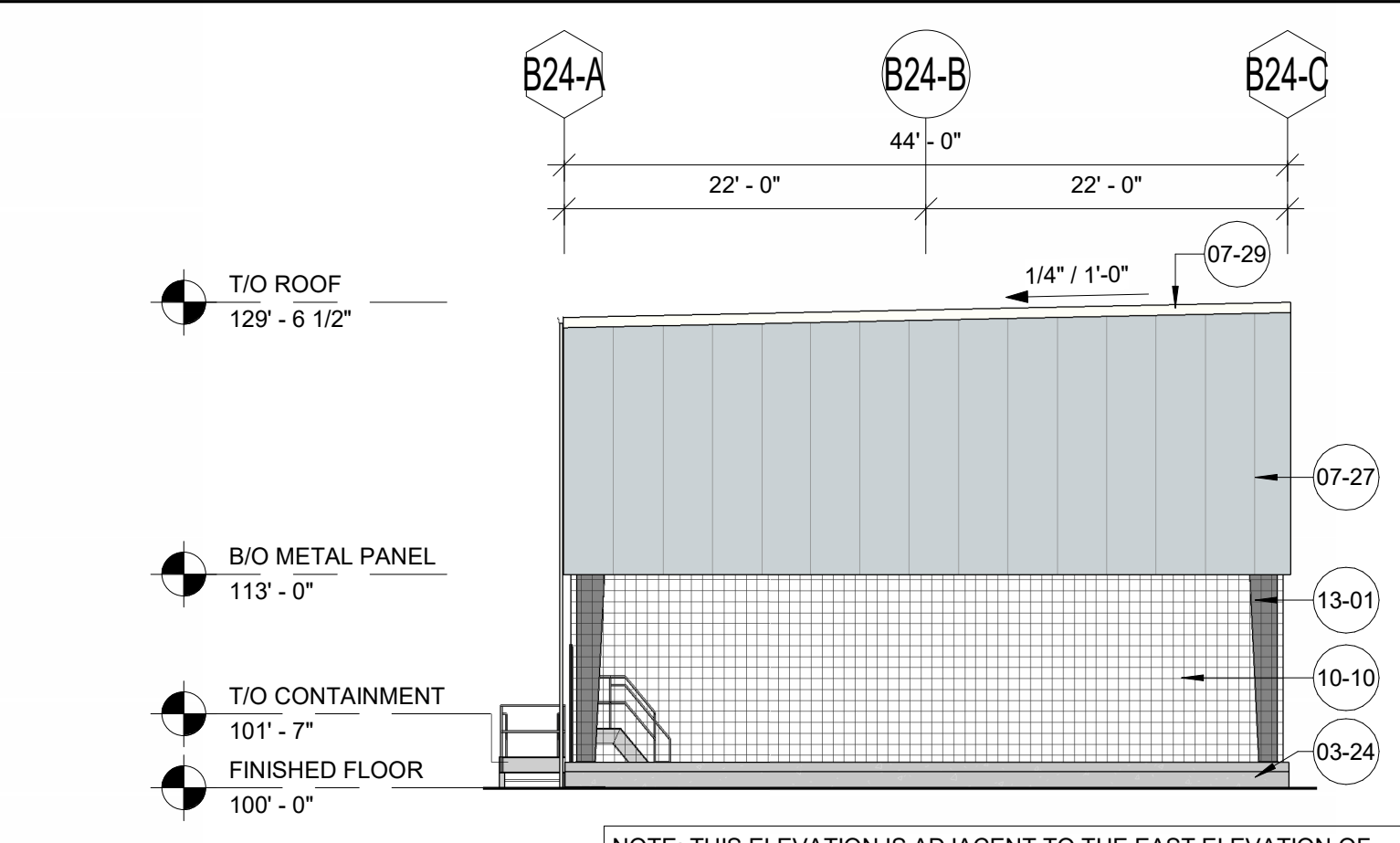
1 B-24 NORTH ELEVATION
3/32" = 1'-0"



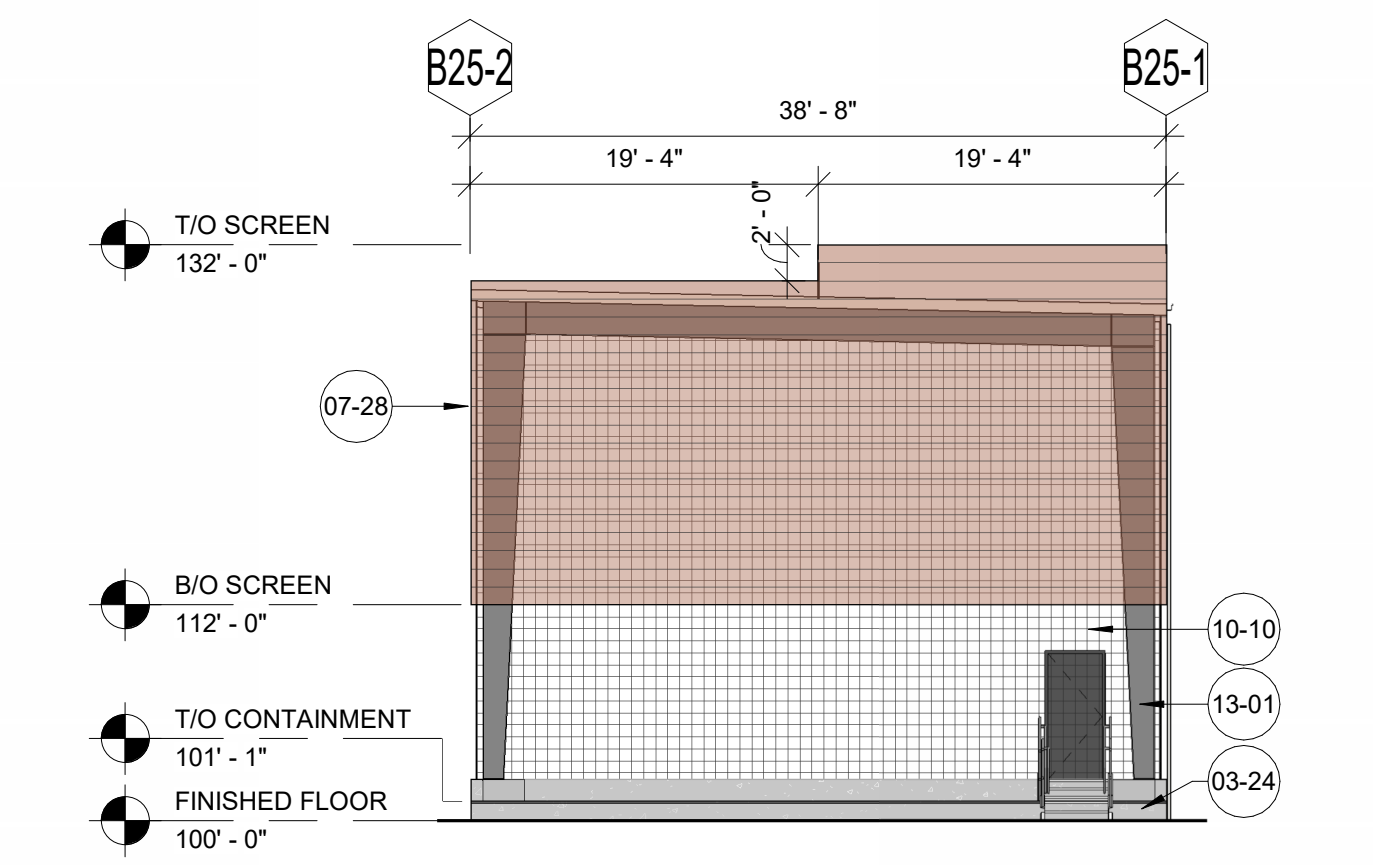
2 B-24 SOUTH ELEVATION
3/32" = 1'-0"



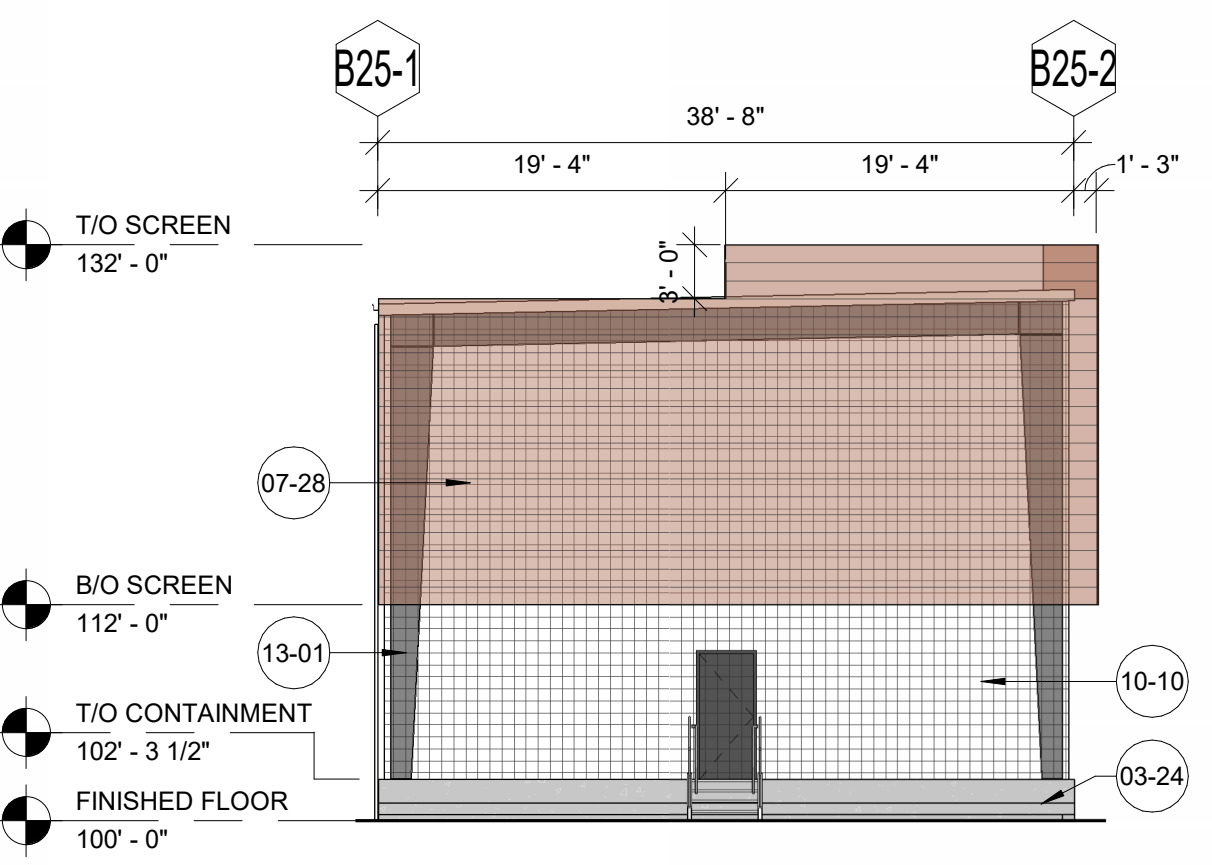
3 B-24 EAST ELEVATION
3/32" = 1'-0"



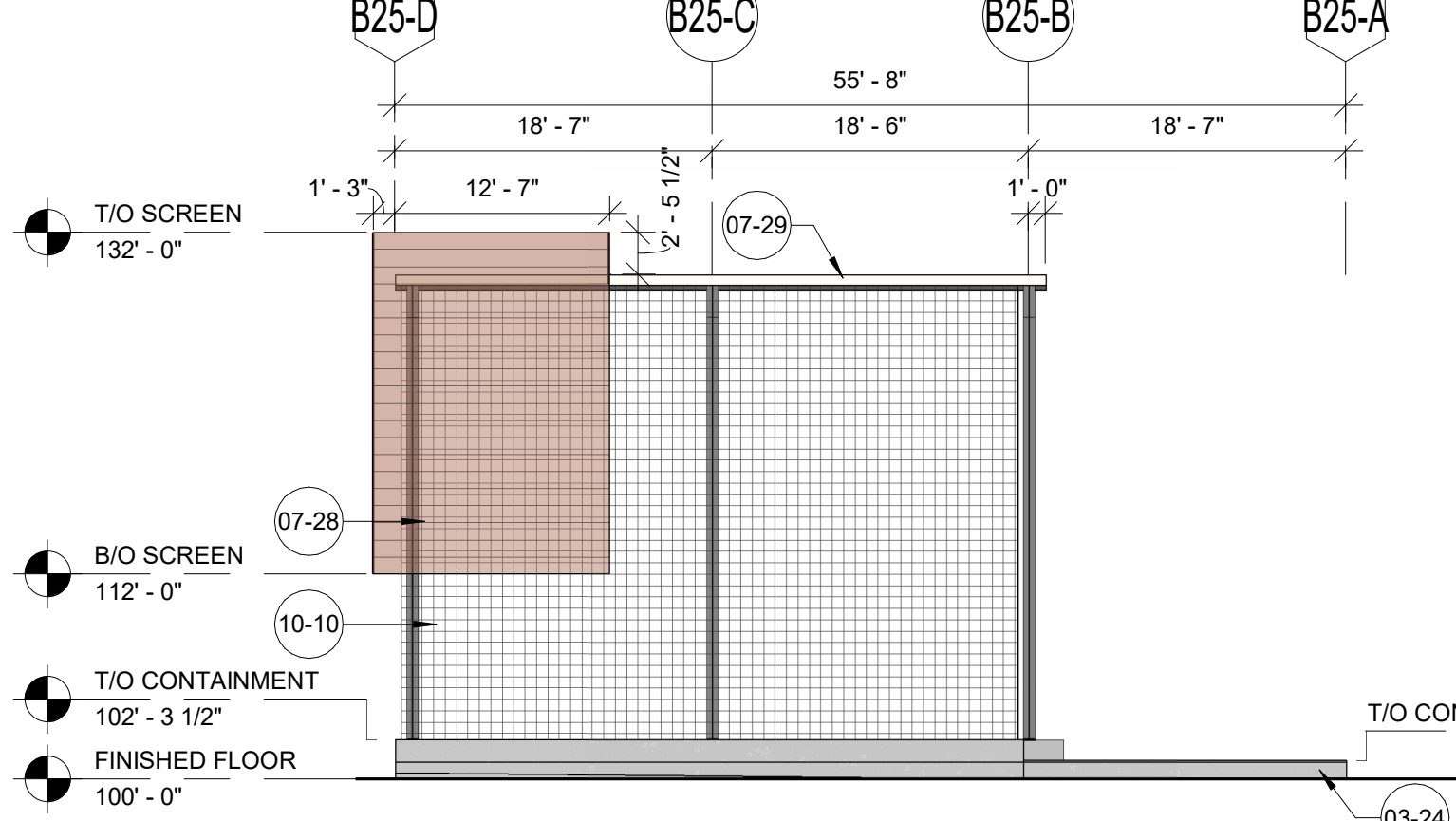
4 B-24 WEST ELEVATION
3/32" = 1'-0"



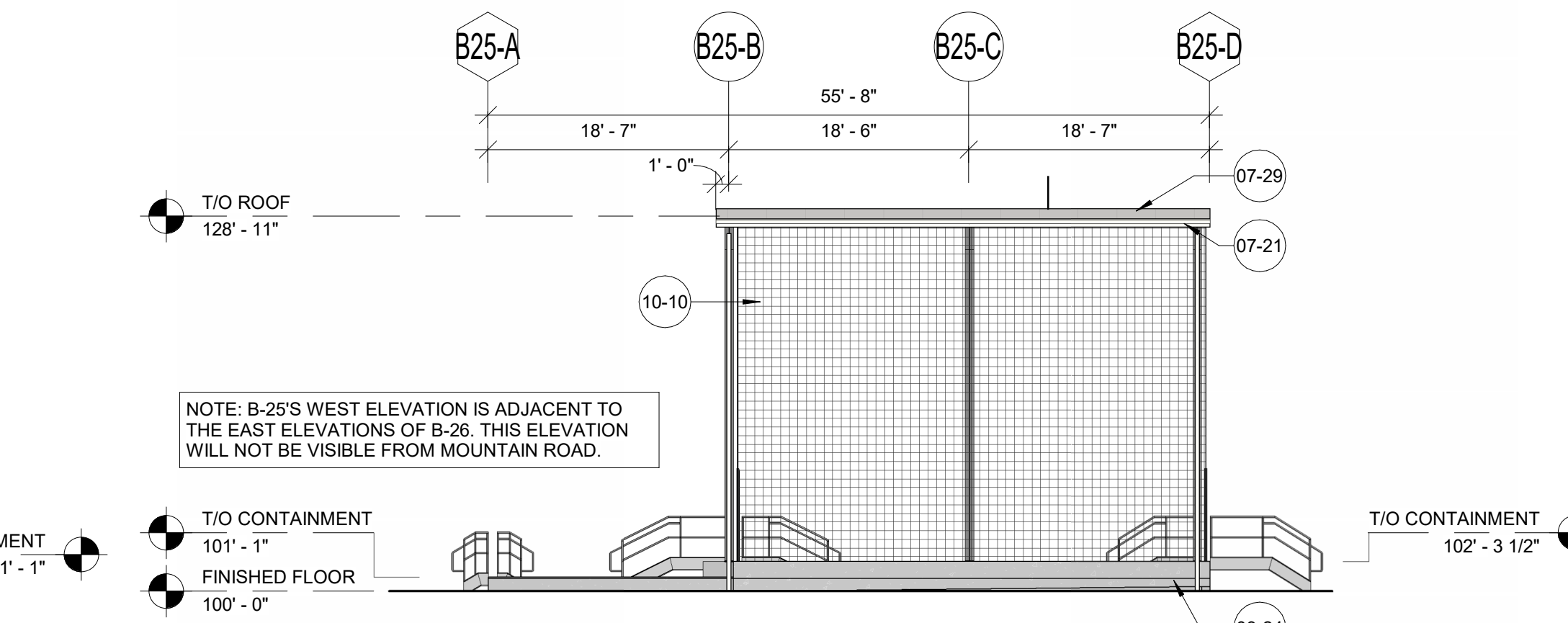
5 B-25 NORTH ELEVATION
3/32" = 1'-0"



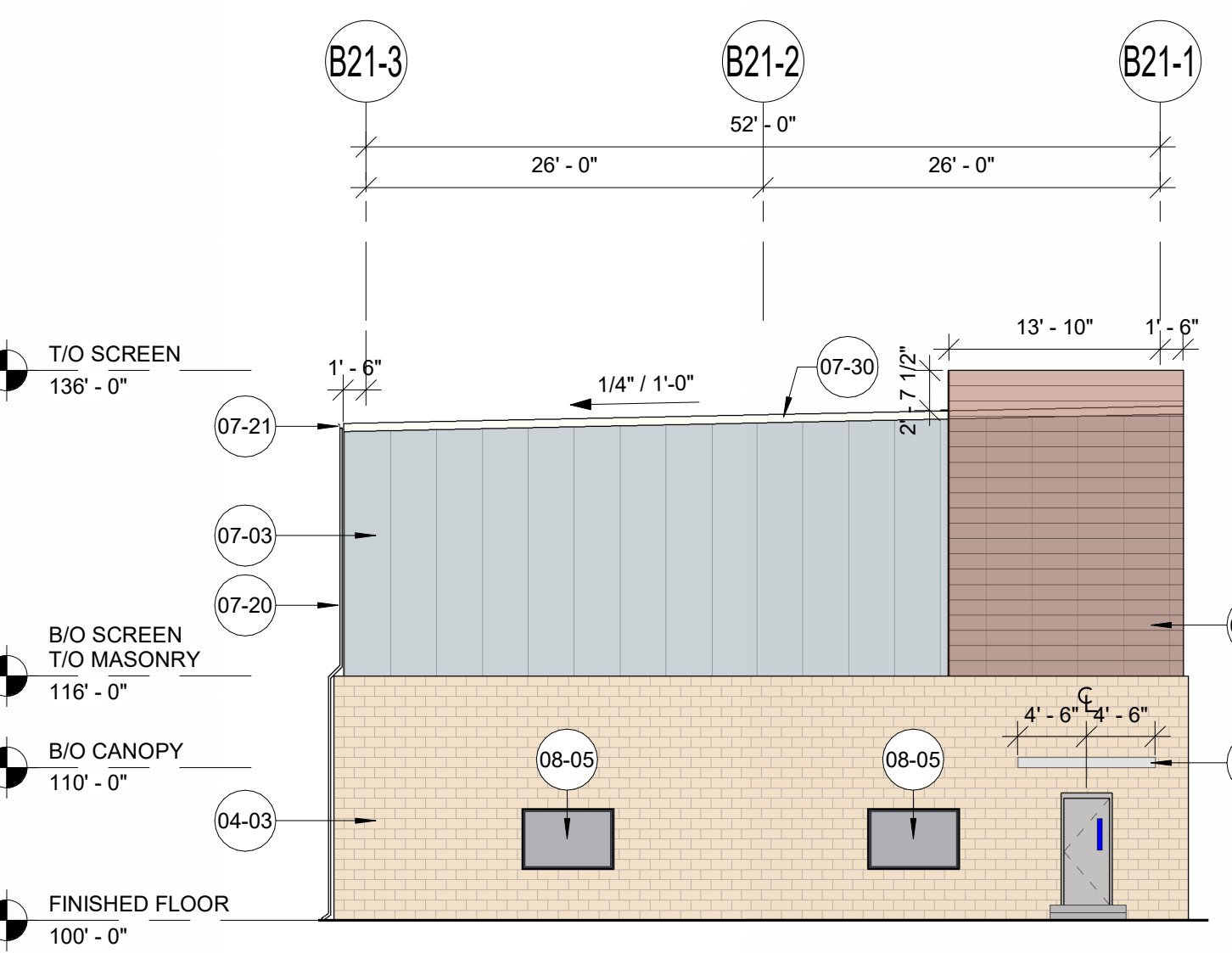
6 B-25 SOUTH ELEVATION
3/32" = 1'-0"



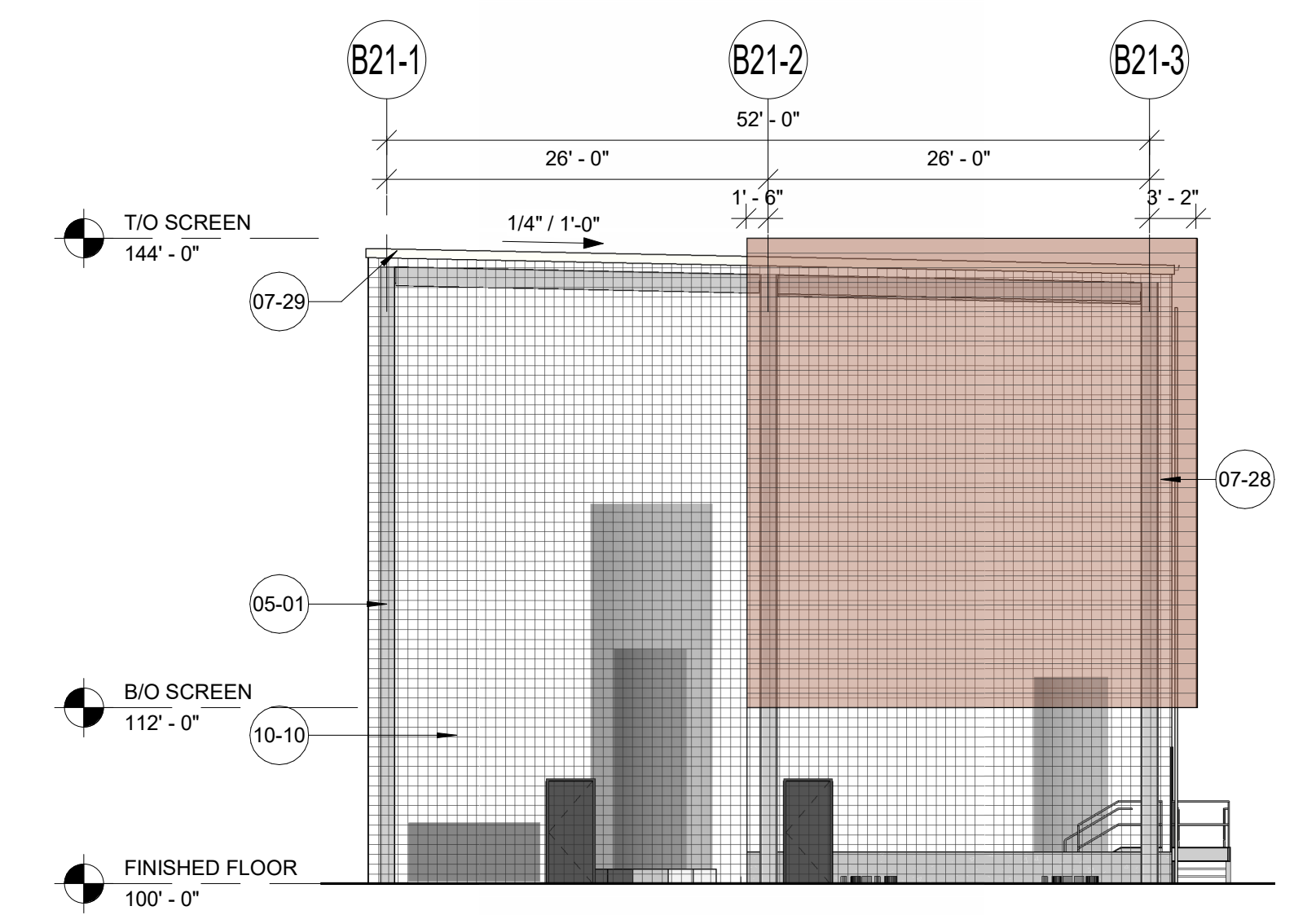
7 B-25 EAST ELEVATION
3/32" = 1'-0"



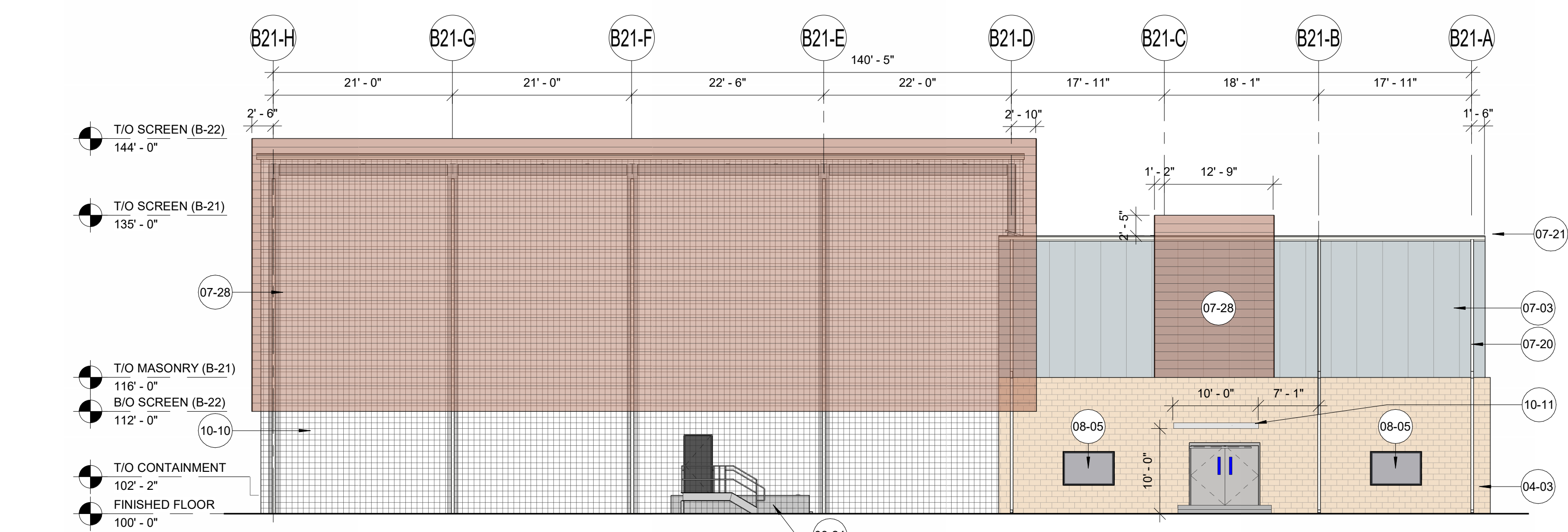
8 B-25 WEST ELEVATION
3/32" = 1'-0"



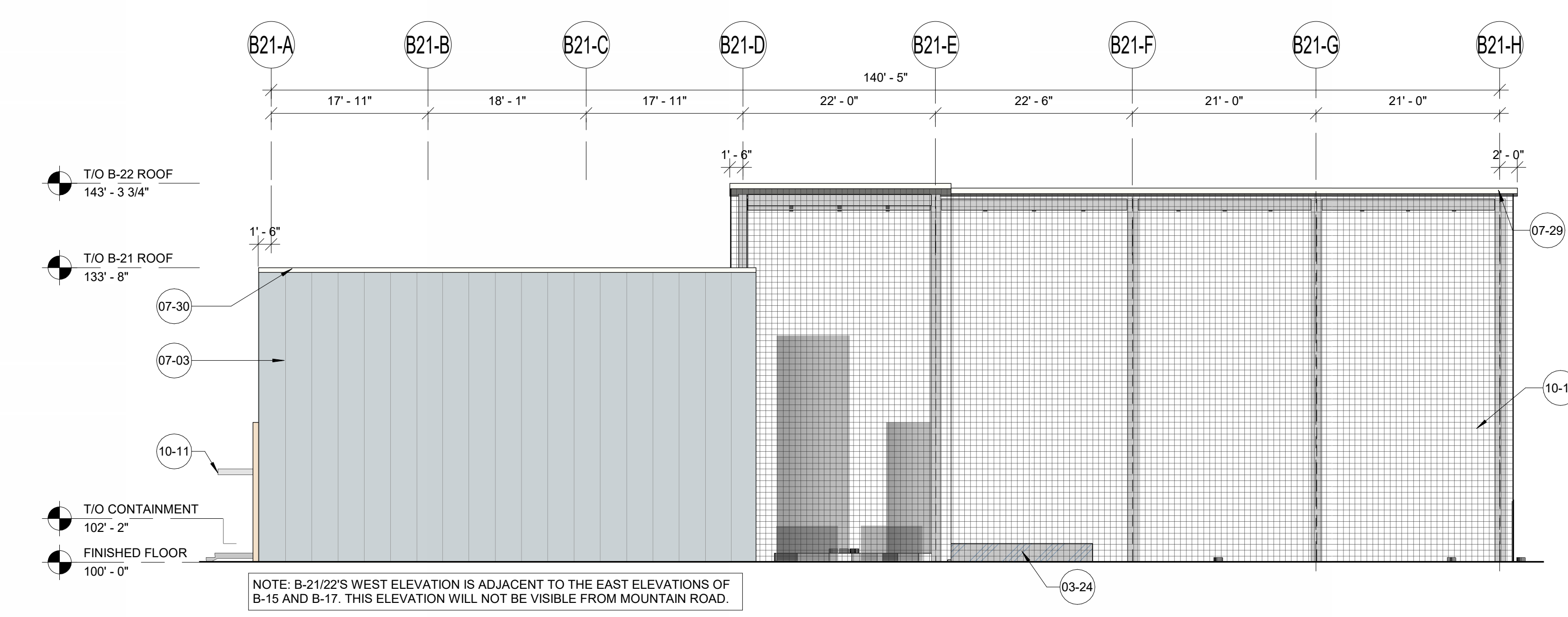
9 B-21 & B-22 NORTH ELEVATION
3/32" = 1'-0"



10 B-21 & B-22 SOUTH ELEVATION
3/32" = 1'-0"



11 B-21 & B-22 EAST ELEVATION
3/32" = 1'-0"



12 B-21 & B-22 WEST ELEVATION
3/32" = 1'-0"

BUILDING WALL MATERIAL ARTICULATION :	BUILDING WALL MATERIAL ARTICULATION :	BUILDING WALL MATERIAL ARTICULATION :
B21 UTILITY BUILDING & B22 UTILITY SHELTER:	B24 AMMONIA AND MIXING TANK SHELTER:	B25 EXHAUST GAS TREATMENT AND UTILITY SHELTER (AMMONIUM HYDROXIDE):
NORTH ELEVATION:	NORTH ELEVATION:	NORTH ELEVATION:
TOTAL SURFACE AREA: 1853 SQ FT	TOTAL SURFACE AREA: 1832 SQ FT	TOTAL SURFACE AREA: 1193 SQ FT
METAL SCREEN: 308 SQ FT	METAL SCREEN: 826 SQ FT	METAL SCREEN: 735 SQ FT
% OF TOTAL: 17%	% OF TOTAL: 45%	% OF TOTAL: 62%
INSULATED METAL PANEL: 650 SQ FT	WIRE MESH: 672 SQ FT	WIRE MESH: 416 SQ FT
% OF TOTAL: 35%	% OF TOTAL: 37%	% OF TOTAL: 35%
MASONRY: 895 SQ FT	CONCRETE: 94 SQ FT	CONCRETE: 42 SQ FT
% OF TOTAL: 48%	% OF TOTAL: 5%	% OF TOTAL: 3%
SOUTH ELEVATION:	SOUTH ELEVATION:	SOUTH ELEVATION:
TOTAL SURFACE AREA: 2438 SQ FT	TOTAL SURFACE AREA: 1888 SQ FT	TOTAL SURFACE AREA: 1200 SQ FT
METAL SCREEN: 983 SQ FT	METAL SCREEN: 507 SQ FT	METAL SCREEN: 742 SQ FT
% OF TOTAL: 40%	% OF TOTAL: 27%	% OF TOTAL: 62%
WIRE MESH: 1455 SQ FT	WIRE MESH: 94 SQ FT	WIRE MESH: 369 SQ FT
% OF TOTAL: 60%	% OF TOTAL: 5%	% OF TOTAL: 31%
EAST ELEVATION:	EAST ELEVATION:	EAST ELEVATION:
TOTAL SURFACE AREA: 5767 SQ FT	TOTAL SURFACE AREA: 1404 SQ FT	TOTAL SURFACE AREA: 1176 SQ FT
METAL SCREEN: 3209 SQ FT	CONCRETE: 70 SQ FT	METAL SCREEN: 277 SQ FT
% OF TOTAL: 56%	% OF TOTAL: 5%	% OF TOTAL: 24%
MASONRY: 903 SQ FT	INSULATED METAL PANEL: 177 SQ FT	WIRE MESH: 106 SQ FT
% OF TOTAL: 16%	% OF TOTAL: 13%	% OF TOTAL: 9%
INSULATED METAL PANEL: 617 SQ FT	METAL SCREEN: 663 SQ FT	WIRE MESH: 68%
% OF TOTAL: 11%	% OF TOTAL: 47%	CONCRETE: 106 SQ FT
WIRE MESH: 1003 SQ FT	WIRE MESH: 494 SQ FT	% OF TOTAL: 9%
% OF TOTAL: 17%	% OF TOTAL: 35%	WEST ELEVATION:
CONCRETE: 35 SQ FT	WEST ELEVATION:	TOTAL SURFACE AREA: 1125 SQ FT
% OF TOTAL: 1%	WEST ELEVATION:	WIRE MESH: 1019 SQ FT
WEST ELEVATION:	TOTAL SURFACE AREA: 1276 SQ FT	% OF TOTAL: 91%
TOTAL SURFACE AREA: 5588 SQ FT	CONCRETE: 70 SQ FT	CONCRETE: 106 SQ FT
INSULATED METAL PANEL: 1867 SQ FT	% OF TOTAL: 5%	% OF TOTAL: 9%
% OF TOTAL: 34%	INSULATED METAL PANEL: 682 SQ FT	
WIRE MESH: 3646 SQ FT	% OF TOTAL: 53%	
% OF TOTAL: 65%	WIRE MESH: 524 SQ FT	
CONCRETE: 35 SQ FT	% OF TOTAL: 42%	

KEYNOTES
03-24 CONCRETE CONTAINMENT BARRIER - REF STRUCTURAL DRAWINGS
04-03 8" SPLIT-FACE MASONRY - DURANGO FINISH BY ECHELON
05-01 STEEL STRUCTURE - REFERENCE STRUCTURAL DRAWINGS
07-03 INSULATED METAL PANEL - 2" VERTICAL (971 CHROMIUM GRAY) BY CENTRIA
07-20 PREFINISHED METAL DOWNSPOUT (DS) - REFERENCE ROOF CALCULATIONS ON A-120 FOR SIZING
07-21 PREFINISHED METAL GUTTER - REFERENCE ROOF CALCULATIONS ON A-120 FOR SIZING
07-27 METAL PANEL - SINGLE SKIN WITH EXPOSED FASTENERS (971 CHROMIUM GRAY) BY CENTRIA
07-28 CENTRIA ECOSCREEN PERFORATED SCREENWALL (CS-260 - 783 SIENNA FINISH)
07-29 CORRUGATED SCREW DOWN METAL ROOFING BY PEMB MANUFACTURER
07-30 TPO MEMBRANE ROOFING WITH MECHANICALLY FASTENED 2 LAYER OF 1" RIGID INSULATION (MINIMUM R-30) ON METAL DECK
08-05 ALUMINUM STOREFRONT WINDOW - SPANDREL GLAZING
10-10 WIRE MESH
10-11 MAPES SUPERSHADE CANOPY (FINISH - CLEAR ANODIZED)
13-01 STRUCTURE - REFERENCE PRE-ENGINEERED METAL BUILDING DRAWINGS AND SPECIFICATIONS

Gray
10 Quality Street
Lexington, Kentucky 40507-1450
Telephone: (859) 281-5000
Facsimile: (859) 252-5300
Food & Beverage | Manufacturing
Automotive | Distribution
Mission Critical | Commercial

Gray AE, PSC
10 Quality Street
Lexington, Kentucky 40507-1450
Telephone: (859) 281-5000
Facsimile: (859) 252-5300

POLLUTANTS FROM OWNER'S OPERATIONS... CUSTOMER'S KNOWLEDGE OF ITS ACTIVITIES THAT WILL BE CONDUCTED WITHIN THE FACILITY TO BE DESIGNED BY GRAY AND CONSTRUCTED BY GRAY, AND THE MATERIALS INVOLVED IN THESE ACTIVITIES, IS SUPERIOR TO GRAY'S KNOWLEDGE. ACCORDINGLY, ANYTHING CONTAINED IN THE CONTRACT DOCUMENTS TO THE CONTRARY NOTWITHSTANDING, ANY DUTY OR WARRANTY BY GRAY HEREIN SHALL NOT APPLY TO THE DISCHARGE, DISPERSAL, ESCAPE, RELEASE OR SATURATION OF ANY POLLUTANT INTO THE ATMOSPHERE OR ANY BODY OF WATER OR ON OR INTO, UPON, IN OR INTO THE SURFACE OR SUBSURFACE OF LAND. FOR PURPOSE OF THIS SECTION, THE WORD "POLLUTANT" SHALL MEAN ANY SOLID, LIQUID, GASEOUS, OR THERMAL, IRRITANT OR CONTAMINANT, INCLUDING BUT NOT LIMITED TO SMOKE, VAPOR, SOOT, FUMES, ACIDS, ALKALIS, CHEMICALS AND WASTE, AND SHALL INCLUDE ANY HAZARDOUS SUBSTANCE. THE DUTY OF THE FACILITY OWNER AND DESIGNER OF ANY OF ITS PARTS, SO AS TO PREVENT THE ESCAPE, RELEASE, DISCHARGE, DISPERSAL OR SATURATION OF POLLUTANTS SHALL BE THE SOLE RESPONSIBILITY OF THE CUSTOMER.

NOTE: UNLESS OTHERWISE AGREED IN WRITING, GRAY IS THE SOLE OWNER OF ALL PROPRIETARY RIGHTS, INCLUDING COPYRIGHTS AND ANY TRADE SECRETS IN THE MATTER CONTAINED HEREIN. ANY DISCLOSURE, REPRODUCTION OR REVISION OF THE DOCUMENT OR ANY PORTION THEREOF IS SPECIFICALLY PROHIBITED UNLESS PREVIOUSLY APPROVED IN WRITING BY GRAY.

CORP. SEAL

A NEW MANUFACTURING FACILITY FOR: MPCA AZ4 EXPANSION
MESA, ARIZONA

EXTERIOR ELEVATIONS - B-21, B-22, B-24 & B-25

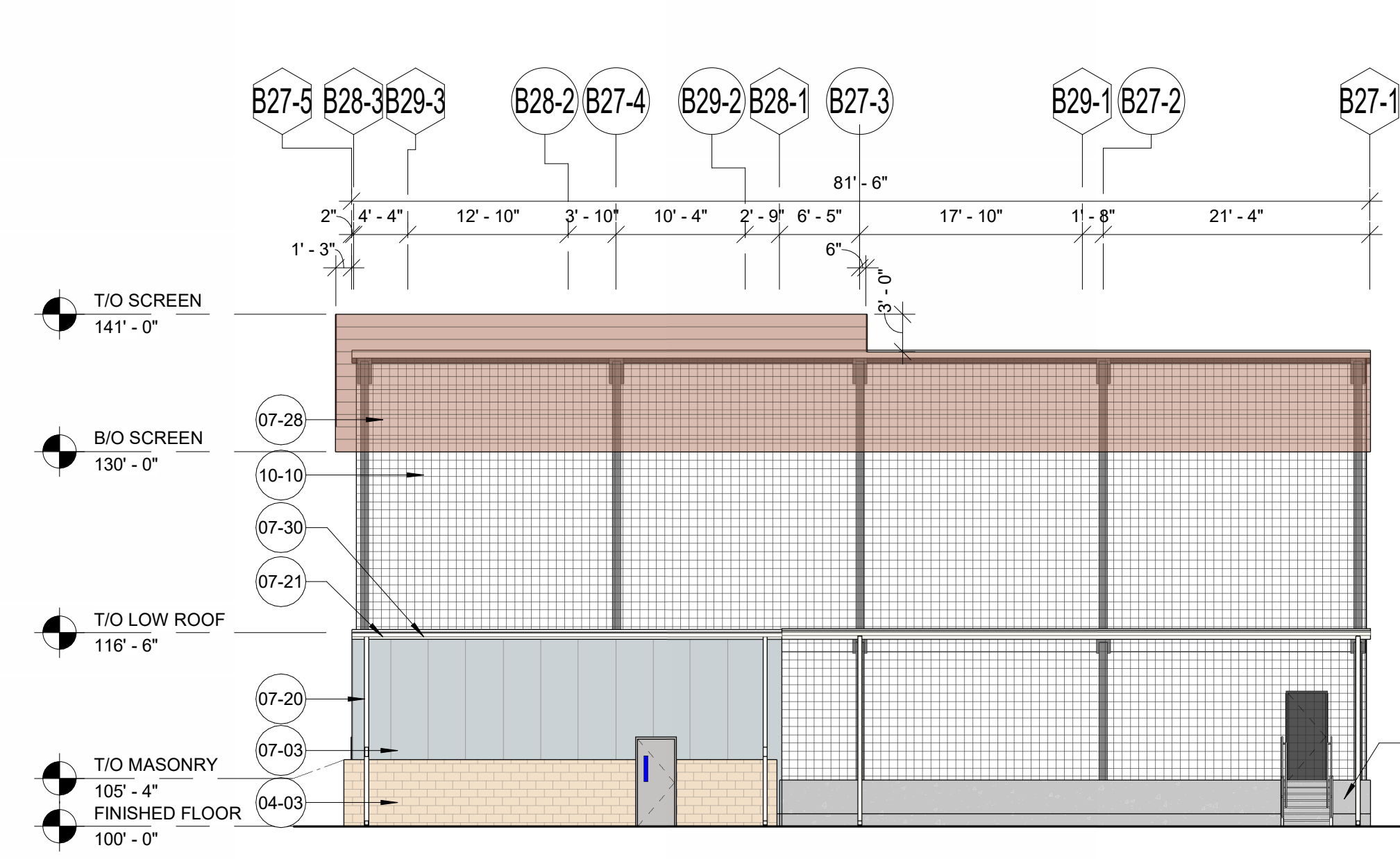
FINAL: FOR DESIGN REVIEW
BOARD APPROVAL 11/12/2024

JOB NUMBER 2024045	SHEET NUMBER A-204
-----------------------	------------------------------

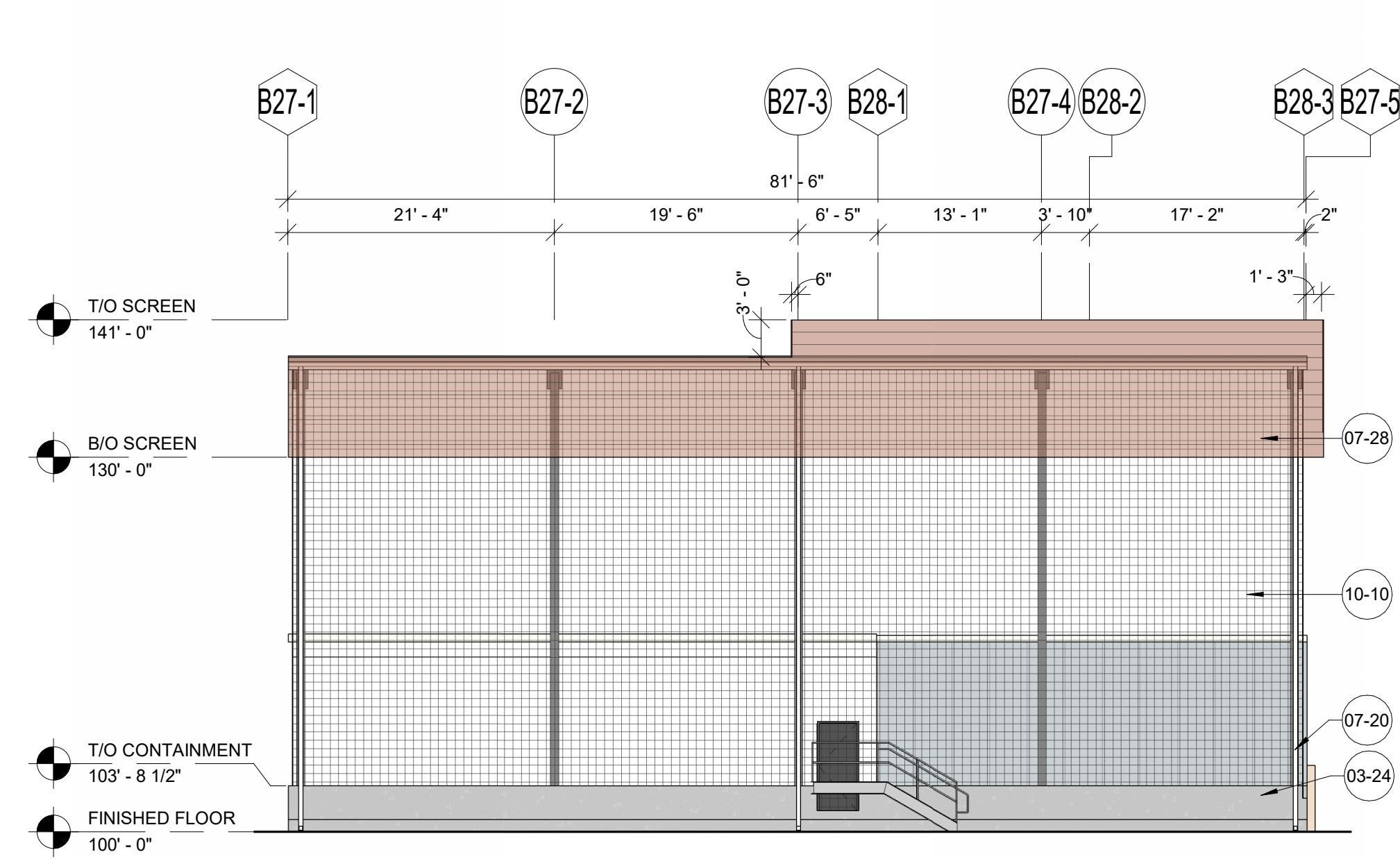
BUILDING WALL MATERIAL ARTICULATION :	BUILDING WALL MATERIAL ARTICULATION :	BUILDING WALL MATERIAL ARTICULATION :
B27 PRODUCT TANK SHELTER & B28 ISO FILLING BUILDING (AMMONIUM HYDROXIDE):	B29 ISO FILLING SHELTER (AMMONIUM HYDROXIDE):	B30 ISO MAINTENANCE SHELTER (AMMONIA) & B34 ISO MAINTENANCE JB & SB BUILDING:
NORTH ELEVATION:	NORTH ELEVATION:	NORTH ELEVATION:
TOTAL SURFACE AREA: 3229 SQ FT	TOTAL SURFACE AREA: 1555 SQ FT	TOTAL SURFACE AREA: 1898 SQ FT
INSULATED METAL PANEL: 351 SQ FT	METAL SCREEN: 636 SQ FT	INSULATED METAL PANEL: 312 SQ FT
% OF TOTAL: 11%	% OF TOTAL: 41%	% OF TOTAL: 17%
CONCRETE: 175 SQ FT	OPEN: 919 SQ FT	OPEN: 1586 SQ FT
% OF TOTAL: 5%	% OF TOTAL: 59%	% OF TOTAL: 83%
MASONRY: 185 SQ FT	SOUTH ELEVATION:	SOUTH ELEVATION:
% OF TOTAL: 6%	TOTAL SURFACE AREA: 1430 SQ FT	TOTAL SURFACE AREA: 1856 SQ FT
WIRE MESH: 1729 SQ FT	OPEN: 1430 SQ FT	MASONRY: 144 SQ FT
% OF TOTAL: 53%	% OF TOTAL: 100%	% OF TOTAL: 8%
METAL SCREEN: 795 SQ FT	EAST ELEVATION:	INSULATED METAL PANEL: 168 SQ FT
% OF TOTAL: 25%	TOTAL SURFACE AREA: 532 SQ FT	OPEN: 1544 SQ FT
SOUTH ELEVATION:	METAL SCREEN: 242 SQ FT	% OF TOTAL: 83%
TOTAL SURFACE AREA: 3222 SQ FT	% OF TOTAL: 45%	EAST ELEVATION:
METAL SCREEN: 795 SQ FT	OPEN: 290 SQ FT	TOTAL SURFACE AREA: 684 SQ FT
% OF TOTAL: 25%	% OF TOTAL: 55%	MASONRY: 182 SQ FT
WIRE MESH: 2125 SQ FT	WEST ELEVATION:	% OF TOTAL: 27%
% OF TOTAL: 66%	TOTAL SURFACE AREA: 446 SQ FT	INSULATED METAL PANEL: 227 SQ FT
CONCRETE: 302 SQ FT	OPEN: 446 SQ FT	% OF TOTAL: 33%
% OF TOTAL: 9%	% OF TOTAL: 100%	OPEN: 275 SQ FT
EAST ELEVATION:	TOTAL SURFACE AREA:	% OF TOTAL: 40%
TOTAL SURFACE AREA: 1148 SQ FT	CONCRETE: 1044 SQ FT	WEST ELEVATION:
MASONRY: 59 SQ FT	% OF TOTAL: 9%	TOTAL SURFACE AREA: 707 SQ FT
% OF TOTAL: 5%	INSULATED METAL PANEL: 109 SQ FT	OPEN: 707 SQ FT
% OF TOTAL: 9%	% OF TOTAL: 9%	% OF TOTAL: 100%
METAL SCREEN: 232 SQ FT	METAL SCREEN: 232 SQ FT	
% OF TOTAL: 20%	% OF TOTAL: 20%	
CONCRETE: 87 SQ FT	CONCRETE: 87 SQ FT	
% OF TOTAL: 8%	% OF TOTAL: 8%	
WIRE MESH: 659 SQ FT	WIRE MESH: 659 SQ FT	
% OF TOTAL: 58%	% OF TOTAL: 58%	
WEST ELEVATION:		
TOTAL SURFACE AREA: 1044 SQ FT		
CONCRETE: 126 SQ FT		
% OF TOTAL: 12%		
WIRE MESH: 918 SQ FT		
% OF TOTAL: 88%		

KEYNOTES
03-24 CONCRETE CONTAINMENT BARRIER - REF STRUCTURAL DRAWINGS
04-03 8" SPLIT-FACE MASONRY - DURANGO FINISH BY ECHELON
07-03 INSULATED METAL PANEL - 2" VERTICAL (971 CHROMIUM GRAY) BY CENTRIA
07-20 PREFINISHED METAL DOWNSPOUT (DS) - REFERENCE ROOF CALCULATIONS ON A-120 FOR SIZING
07-21 PREFINISHED METAL GUTTER - REFERENCE ROOF CALCULATIONS ON A-120 FOR SIZING
07-28 CENTRIA ECOSCREEN PERFORATED SCREENWALL (CS-260 - 783 SIENNA FINISH)
07-29 CORRUGATED SCREW DOWN METAL ROOFING BY PEMB MANUFACTURER
07-30 TPO MEMBRANE ROOFING WITH MECHANICALLY FASTENED 2 LAYER OF 1" RIGID INSULATION (MINIMUM R-30) ON METAL DECK
10-10 WIRE MESH
10-11 MAPES SUPERSHADE CANOPY (FINISH - CLEAR ANODIZED)
13-03 PEMB PROVIDER TO PROVIDE SUPPLEMENTAL FRAMING, TRIM AND FLASHING AS REQUIRED TO MATCH ADJACENT METAL PANELS AT WALL PENETRATIONS (I.E. LOUVERS, EXHAUST FANS, FLUES, ETC.) - REFERENCE MECHANICAL DRAWINGS

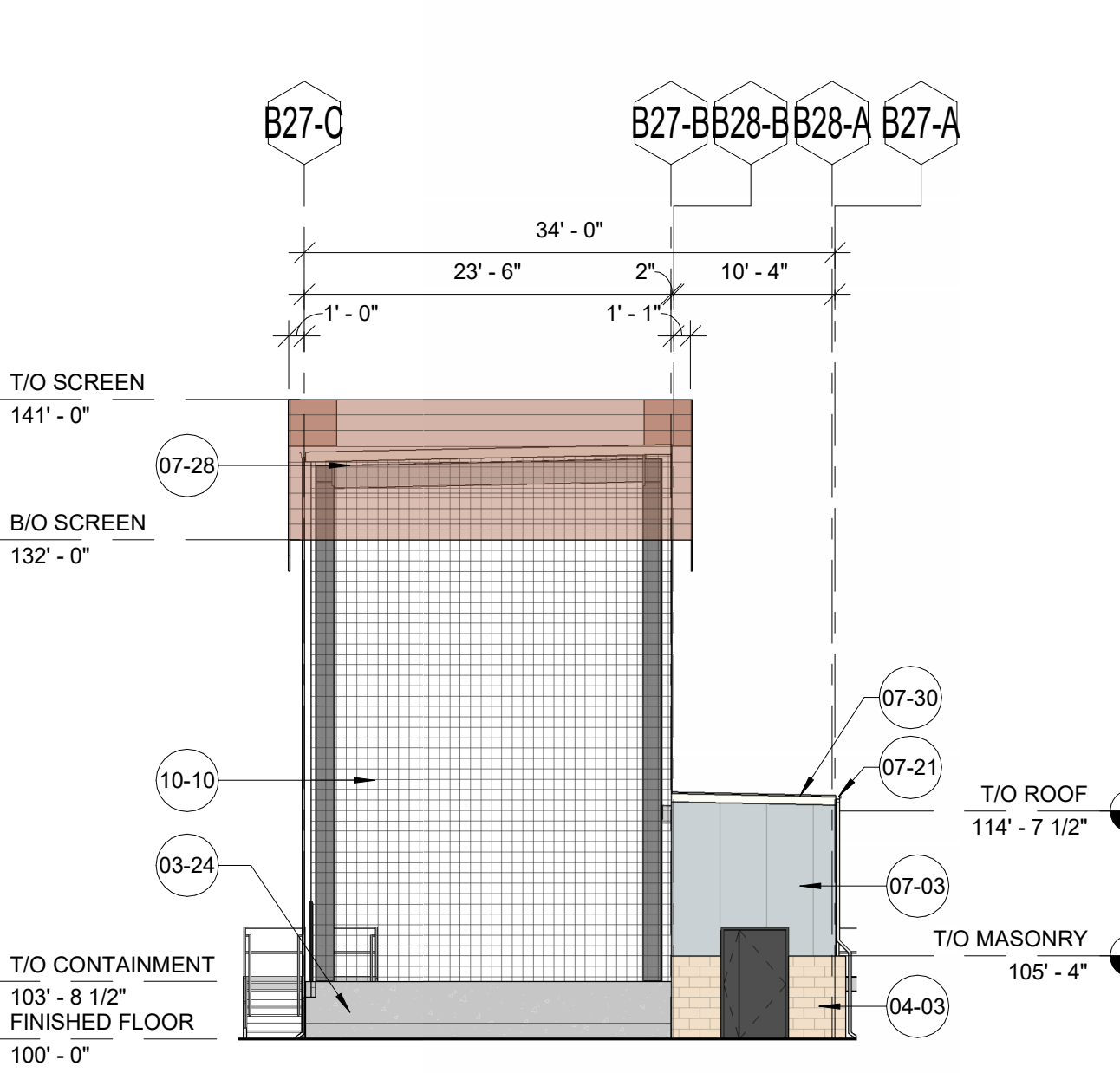
DOC. REL. #	DATE	DESCRIPTION
1	02/29/2024	PRE-PROPOSAL DOCUMENTS
2	03/13/2024	PROPOSAL DOCUMENTS
3	04/01/2024	PROPOSAL DOCUMENTS
5	04/18/2024	PROPOSAL DOCUMENTS
6	05/29/2024	PROPOSAL DOCUMENT
7	07/19/2024	CUSTOMER REVIEW
8	08/21/2024	PERMIT DOCUMENTS
10	09/23/2024	PERMIT DOCUMENTS
	10/18/2024	PERMIT DOCUMENTS



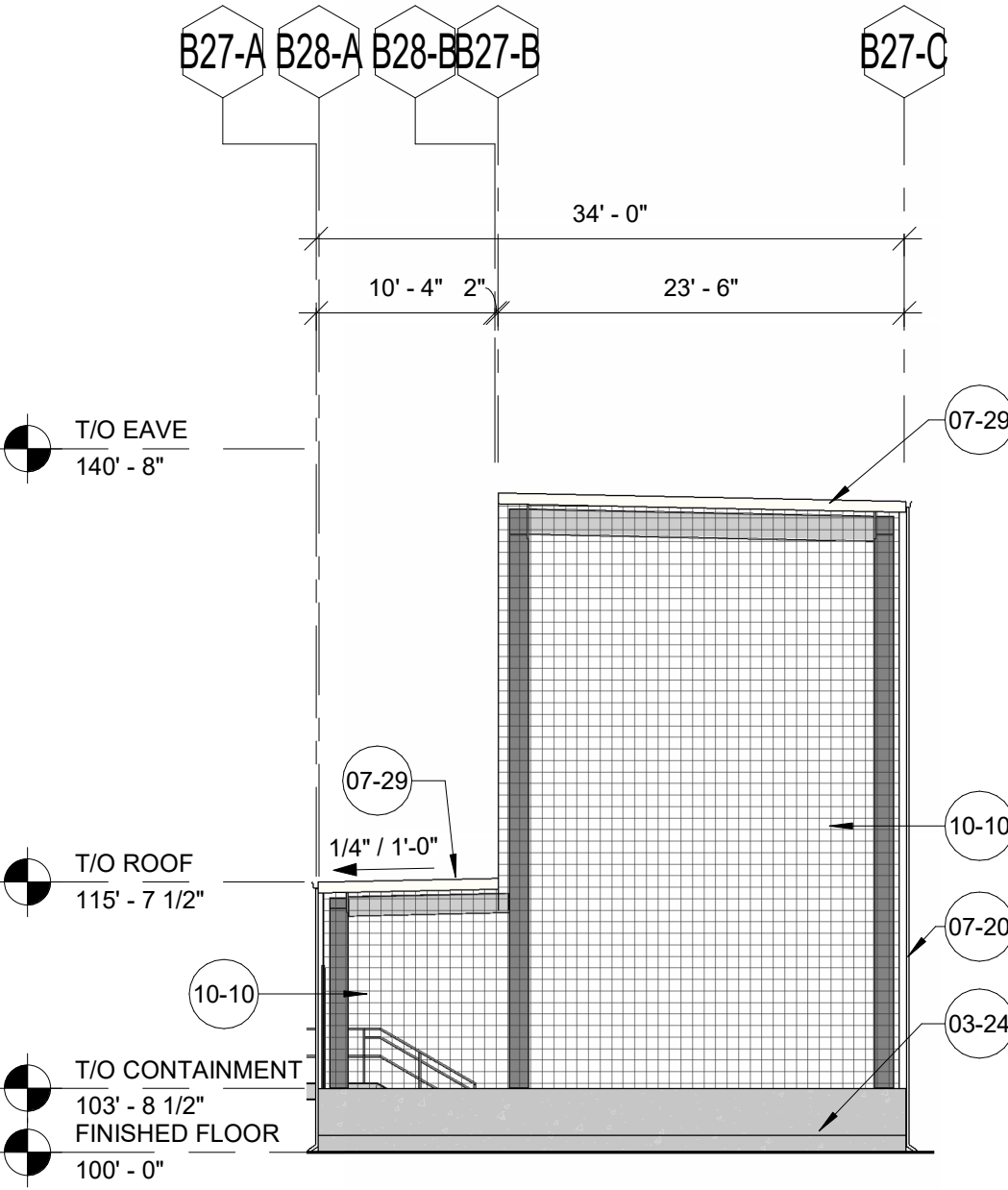
1 B-27 & B-28 NORTH ELEVATION
3/32" = 1'-0"



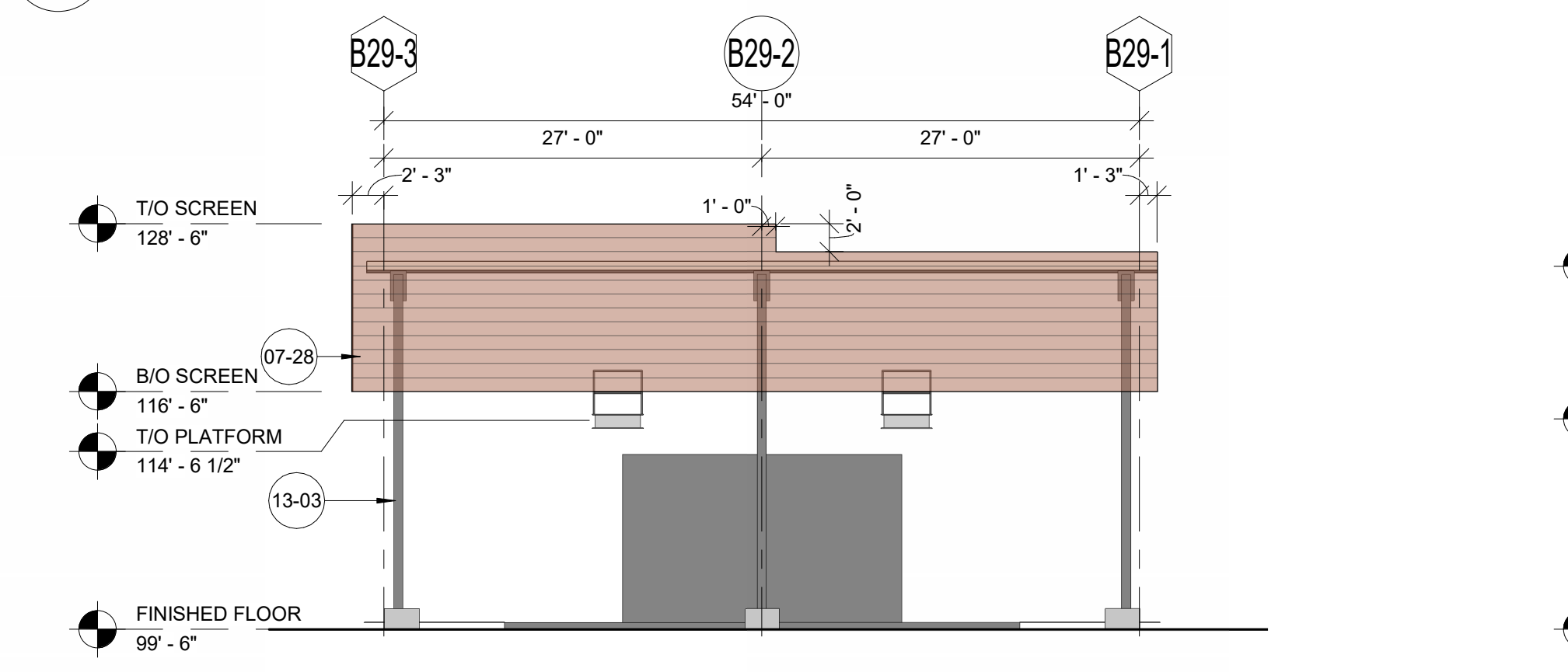
2 B-27 & B-28 SOUTH ELEVATION
3/32" = 1'-0"



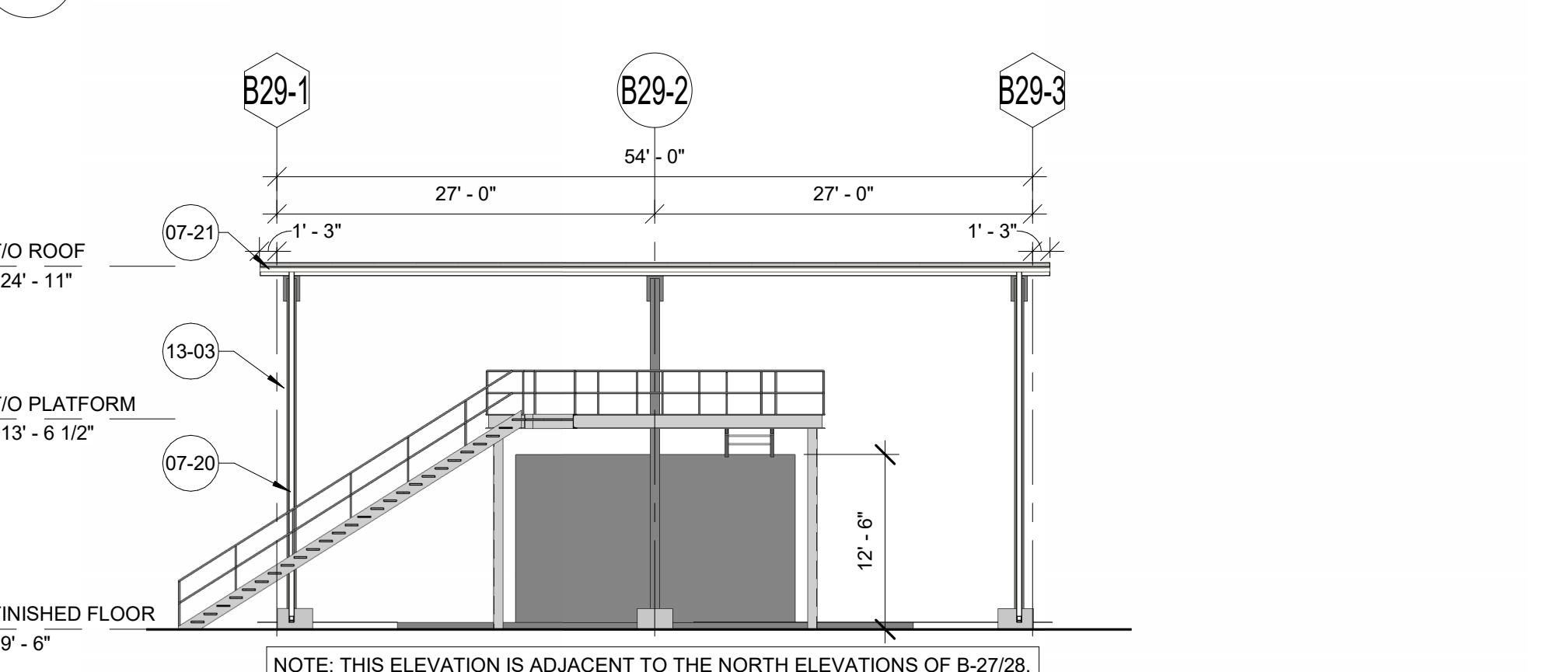
3 B-27 & B-28 EAST ELEVATION
3/32" = 1'-0"



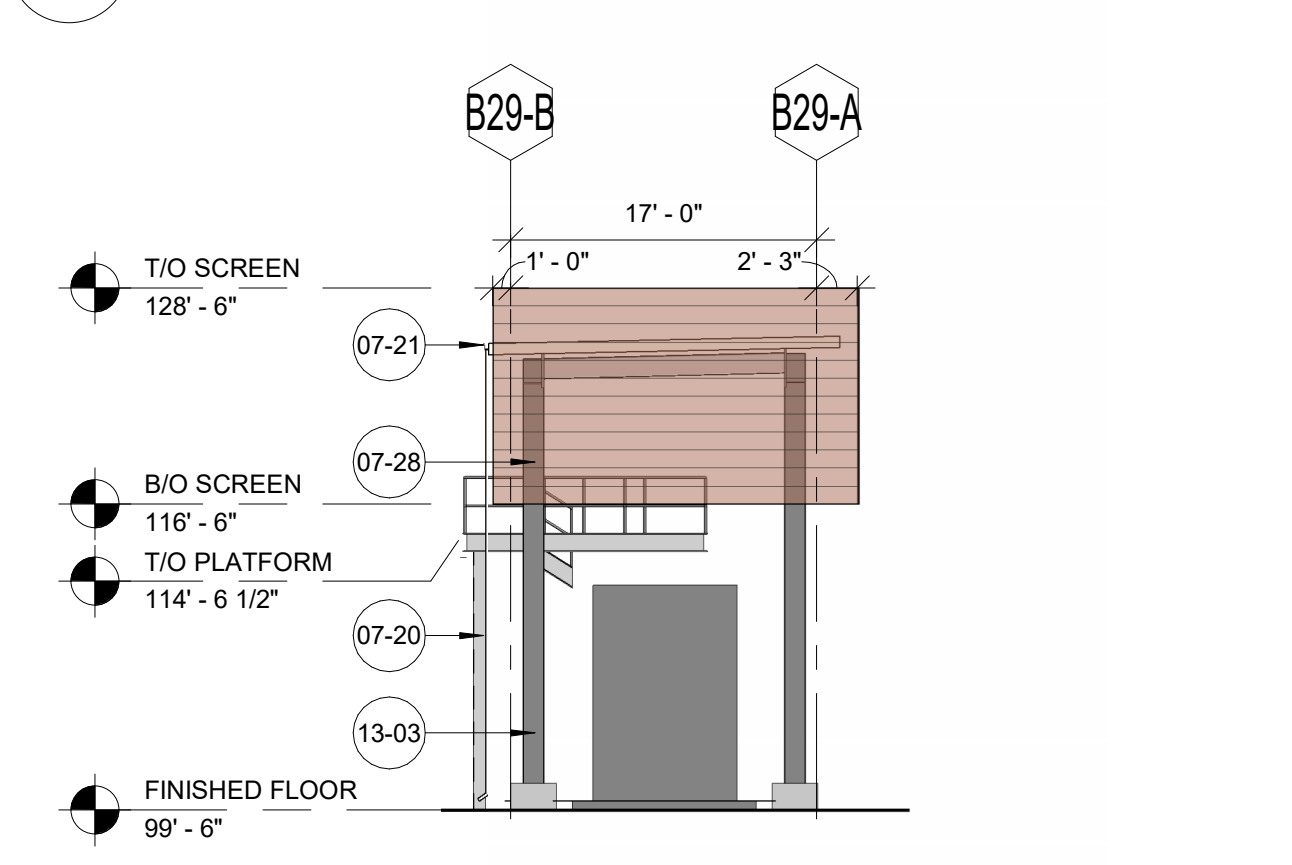
4 B-27 & B-28 WEST ELEVATION
3/32" = 1'-0"
NOTE: THIS ELEVATION WILL NOT BE VISIBLE FROM MOUNTAIN ROAD.



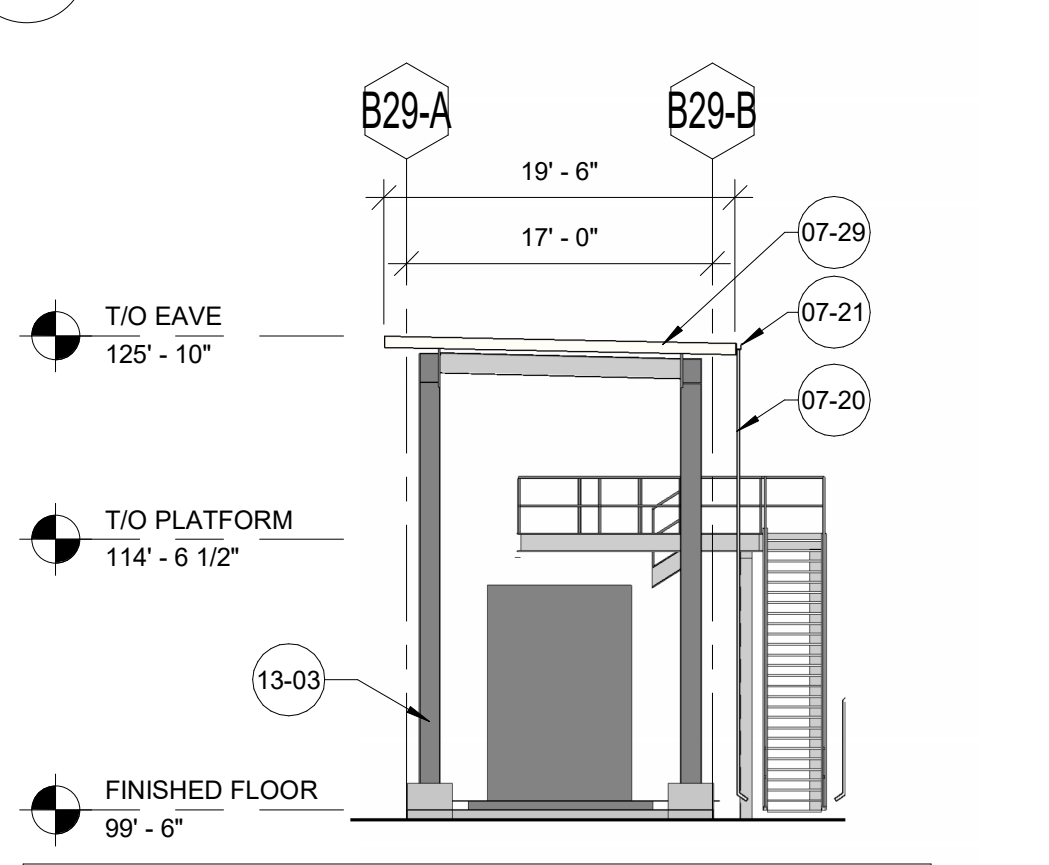
5 B-29 NORTH ELEVATION
3/32" = 1'-0"



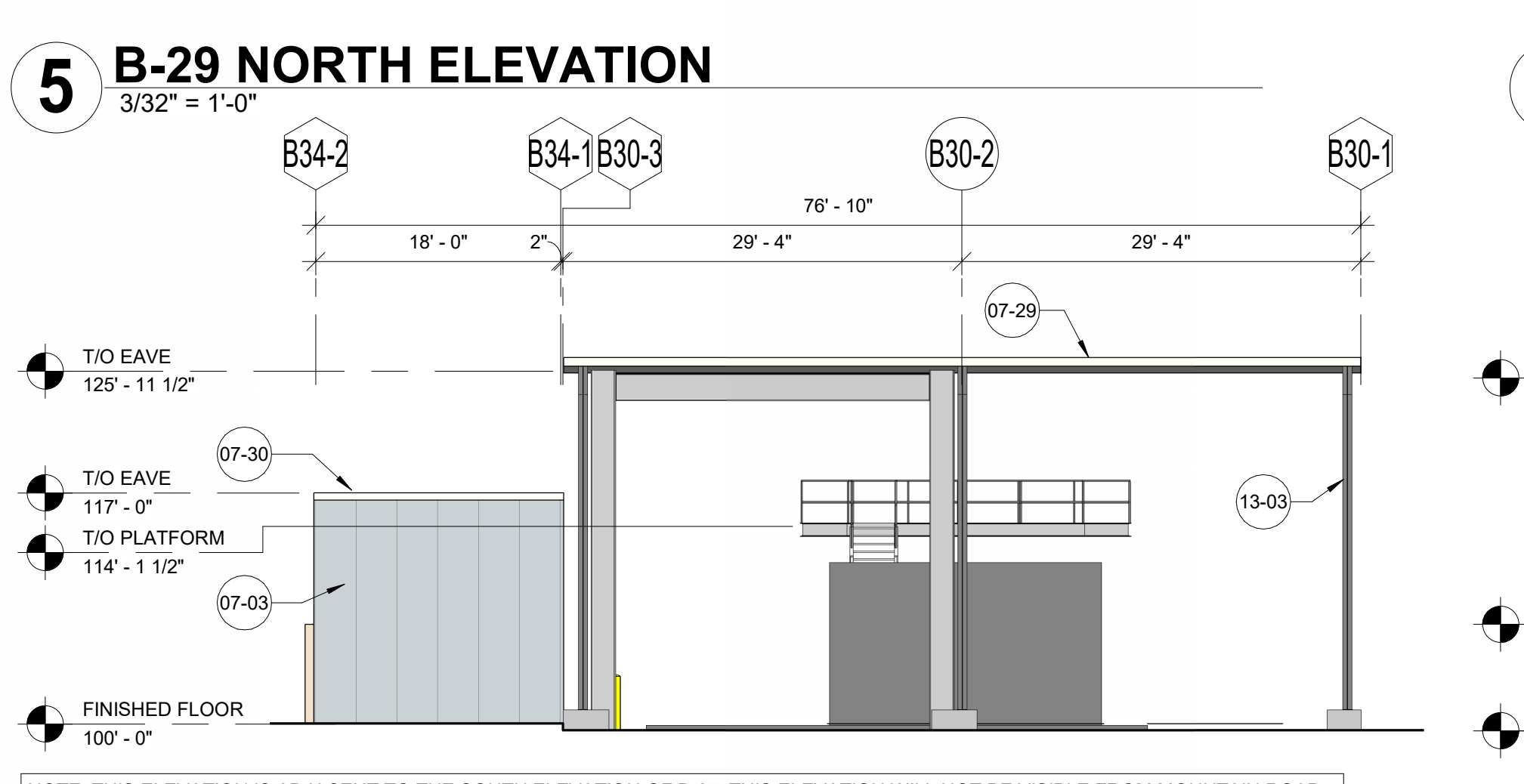
6 B-29 SOUTH ELEVATION
3/32" = 1'-0"
NOTE: THIS ELEVATION IS ADJACENT TO THE NORTH ELEVATIONS OF B-27/28. THIS ELEVATION WILL NOT BE VISIBLE FROM MOUNTAIN ROAD.



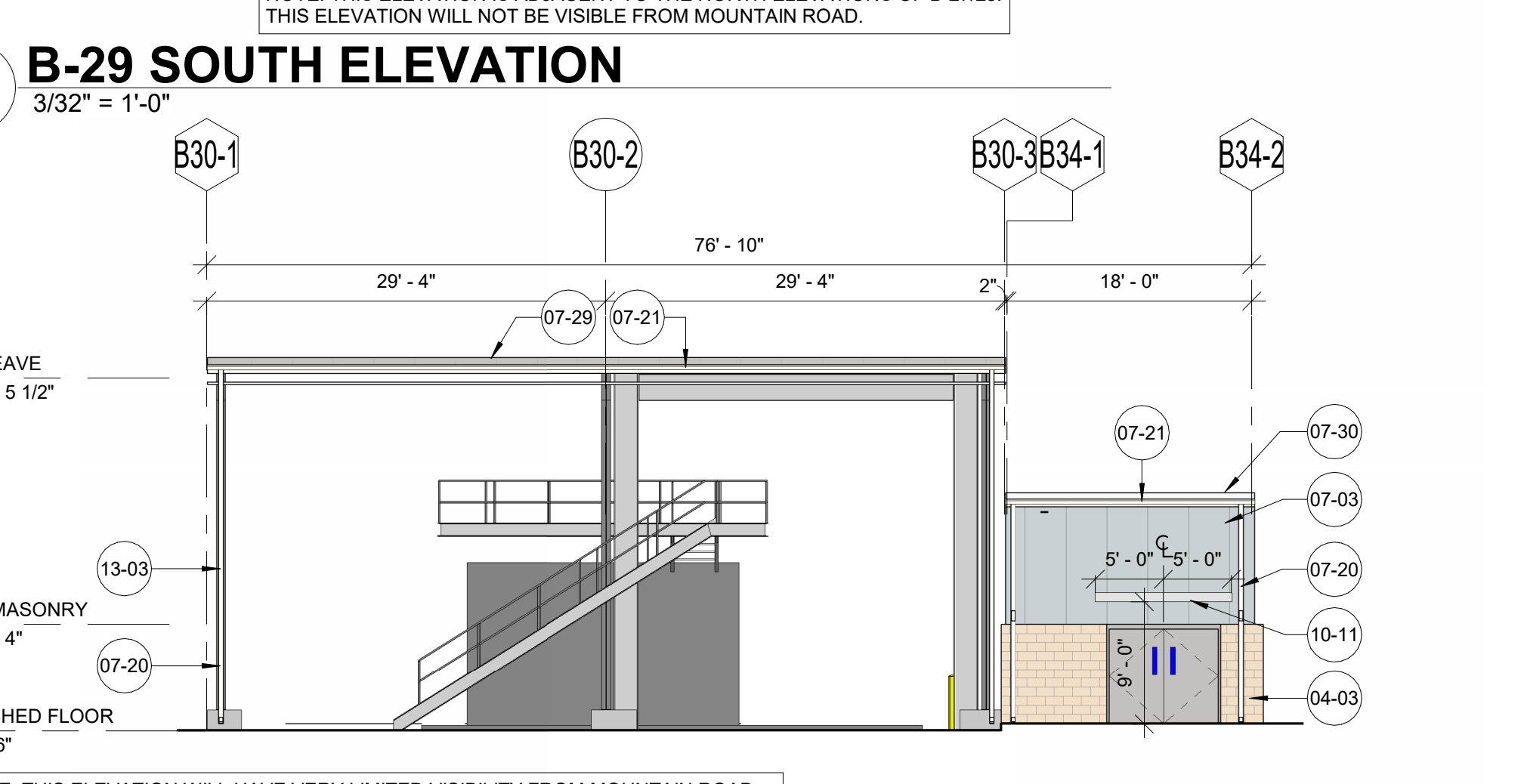
7 B-29 EAST ELEVATION
3/32" = 1'-0"



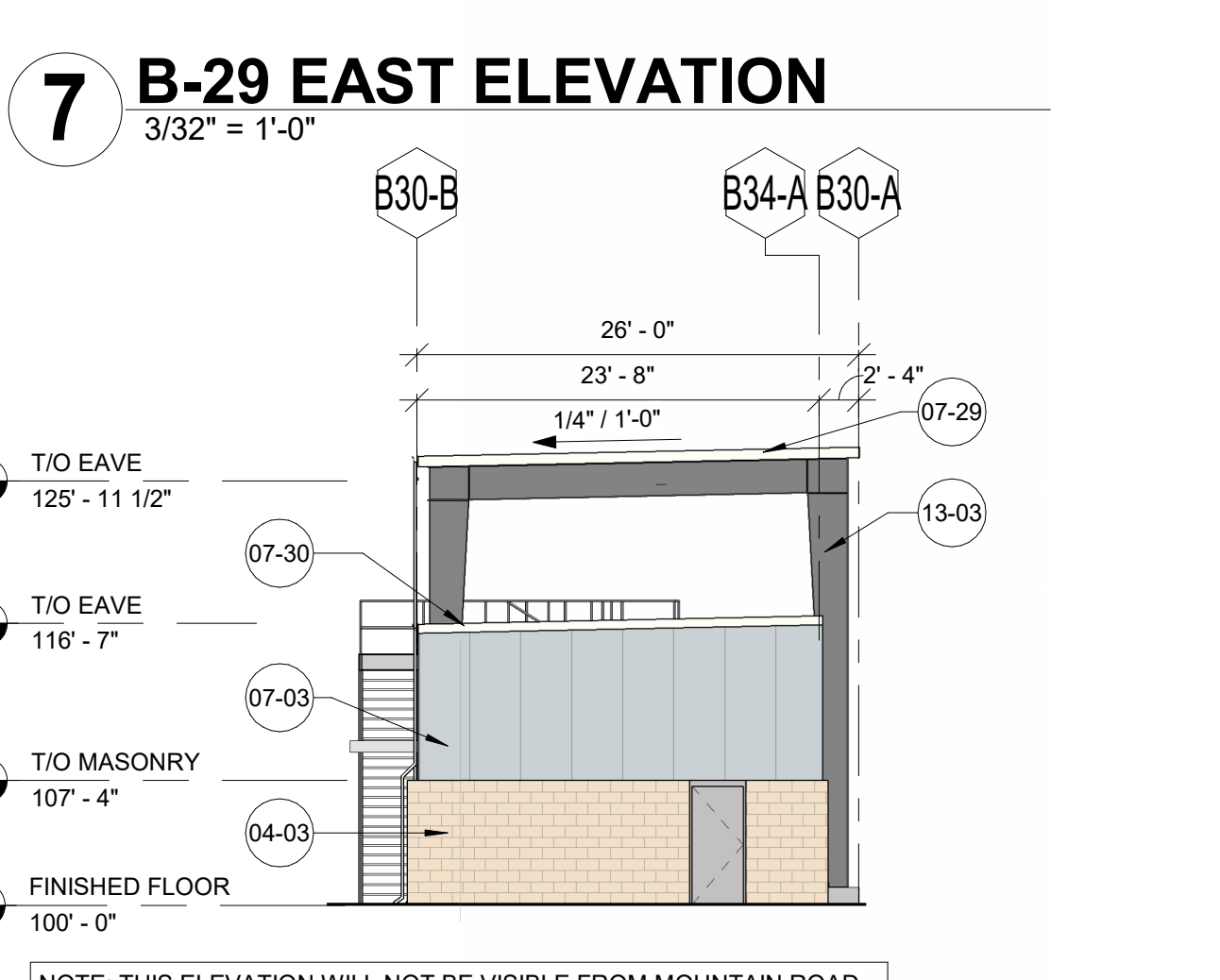
8 B-29 WEST ELEVATION
3/32" = 1'-0"
NOTE: THIS ELEVATION WILL NOT BE VISIBLE FROM MOUNTAIN ROAD.



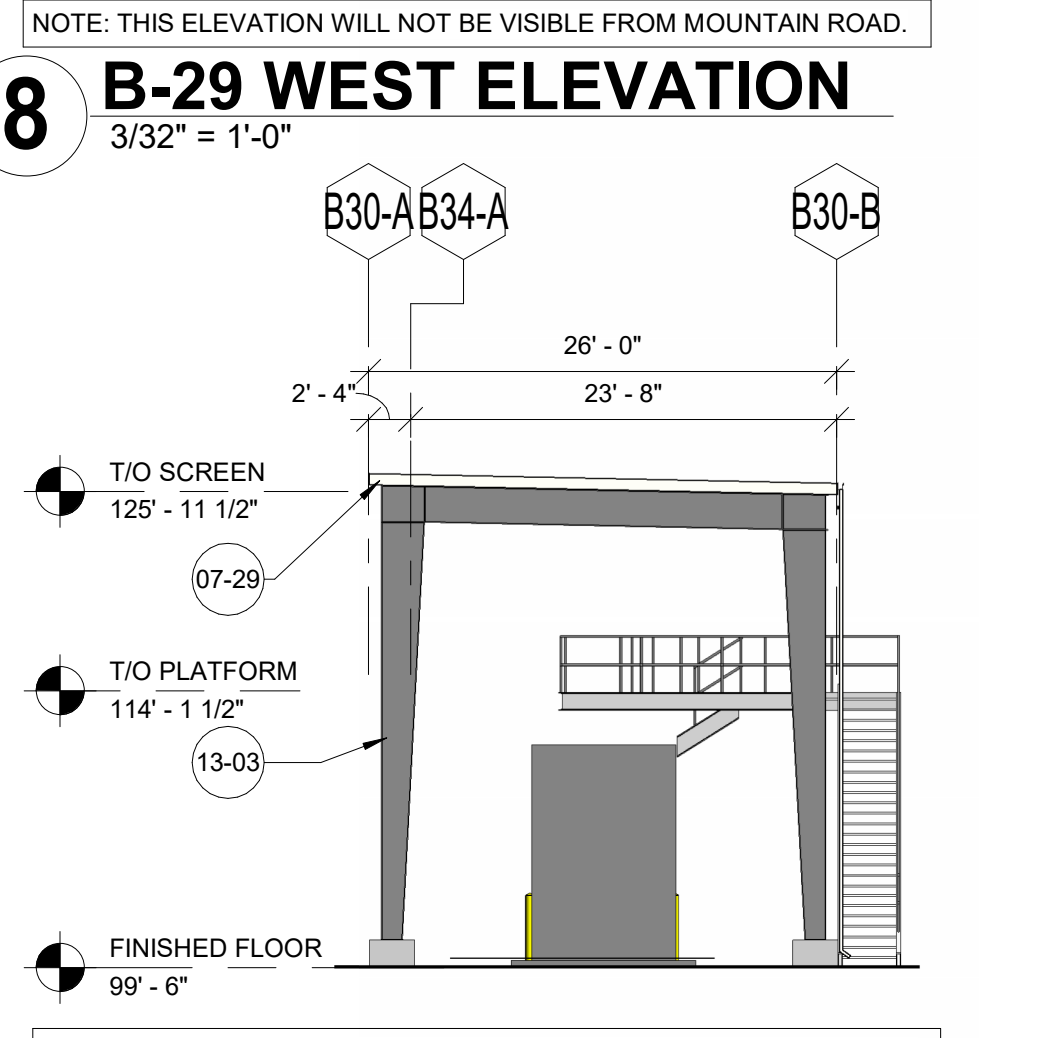
9 B-30 & B-34 NORTH ELEVATION
3/32" = 1'-0"
NOTE: THIS ELEVATION IS ADJACENT TO THE SOUTH ELEVATION OF B-27. THIS ELEVATION WILL NOT BE VISIBLE FROM MOUNTAIN ROAD.



10 B-30 & B-34 SOUTH ELEVATION
3/32" = 1'-0"
NOTE: THIS ELEVATION WILL HAVE VERY LIMITED VISIBILITY FROM MOUNTAIN ROAD.



11 B-30 & B-34 EAST ELEVATION
3/32" = 1'-0"
NOTE: THIS ELEVATION WILL NOT BE VISIBLE FROM MOUNTAIN ROAD.



12 B-30 & B-34 WEST ELEVATION
3/32" = 1'-0"
NOTE: THIS ELEVATION WILL NOT BE VISIBLE FROM MOUNTAIN ROAD.

Gray
10 Quality Street
Lexington, Kentucky 40507-1450
Telephone: (859) 281-5000
Facsimile: (859) 252-5300
Food & Beverage | Manufacturing
Automotive | Distribution
Mission Critical | Commercial

Gray AE, PSC
10 Quality Street
Lexington, Kentucky 40507-1450
Telephone: (859) 281-5000
Facsimile: (859) 252-5300

POLLUTANTS FROM OWNER'S OPERATIONS, CUSTOMER'S KNOWLEDGE OF ITS ACTIVITIES THAT WILL BE CONDUCTED WITHIN THE FACILITY TO BE DESIGNED BY GRAY AND CONSTRUCTED BY GRAY, AND THE MATERIALS INVOLVED IN THESE ACTIVITIES, IS SUPERIOR TO GRAY'S KNOWLEDGE. ACCORDINGLY, AND ANYTHING CONTAINED IN THE CONTRACT DOCUMENTS TO THE CONTRARY NOTWITHSTANDING, ANY DUTY OR WARRANTY BY GRAY HEREIN SHALL NOT APPLY TO THE DISCHARGE, DISPERSAL, ESCAPE, RELEASE OR SATURATION OF ANY POLLUTANT INTO THE ATMOSPHERE OR ANY BODY OF WATER OR ON, INTO, UPON, IN OR INTO THE SURFACE OR SUBSURFACE OF LAND. FOR PURPOSE OF THIS SECTION, THE WORDS "POLLUTANT" SHALL MEAN ANY SOLID, LIQUID, GASEOUS, OR THERMAL, IRRITANT OR CONTAMINANT INCLUDING BUT NOT LIMITED TO SMOKE, VAPOR, SPOUT, FLAME, PARTICLES, AEROSOLS, CHEMICALS AND WASTE INCLUDING ANY HAZARDOUS SUBSTANCE. THE CAPACITY OF THE FACILITY AND THE DESIGN OF ITS PARTS, SO AS TO PREVENT THE ESCAPE, RELEASE, DISCHARGE, DISPERSAL OR SATURATION OF POLLUTANTS SHALL BE THE SOLE RESPONSIBILITY OF THE CUSTOMER.

NOTE: UNLESS OTHERWISE AGREED IN WRITING, GRAY IS THE SOLE OWNER OF ALL PROPRIETARY RIGHTS, INCLUDING COPYRIGHTS AND ANY TRADE SECRETS IN THE MATTER CONTAINED HEREIN. ANY DISCLOSURE, REPRODUCTION OR REVISION OF THE DOCUMENT OR ANY PORTION THEREOF IS SPECIFICALLY PROHIBITED UNLESS PREVIOUSLY APPROVED IN WRITING BY GRAY.

CORP. SEAL

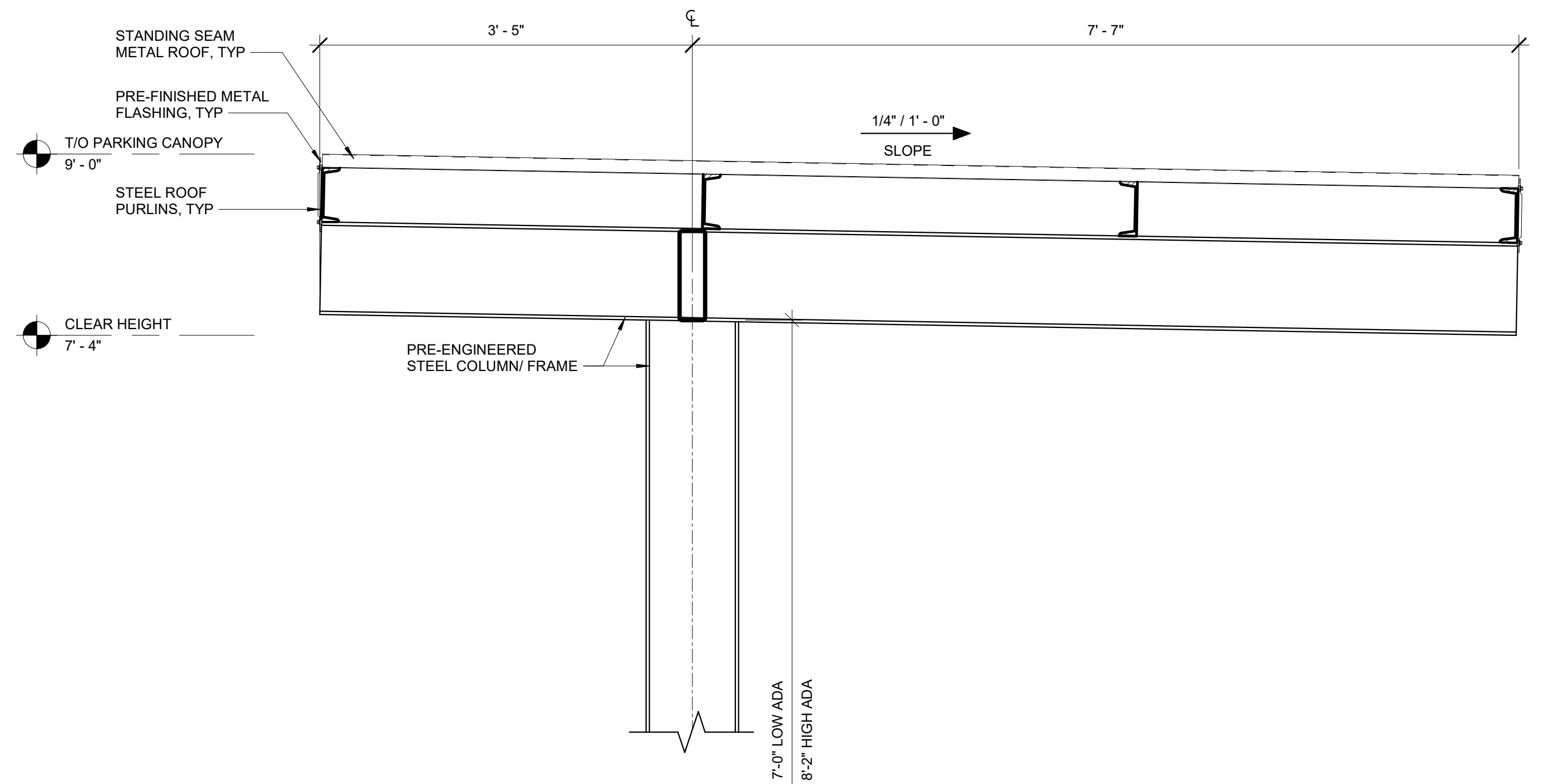
A NEW MANUFACTURING FACILITY FOR: MPCA AZ4 EXPANSION
MESA, ARIZONA

EXTERIOR ELEVATIONS - B-27, B-28, B-29, B-30 & B34

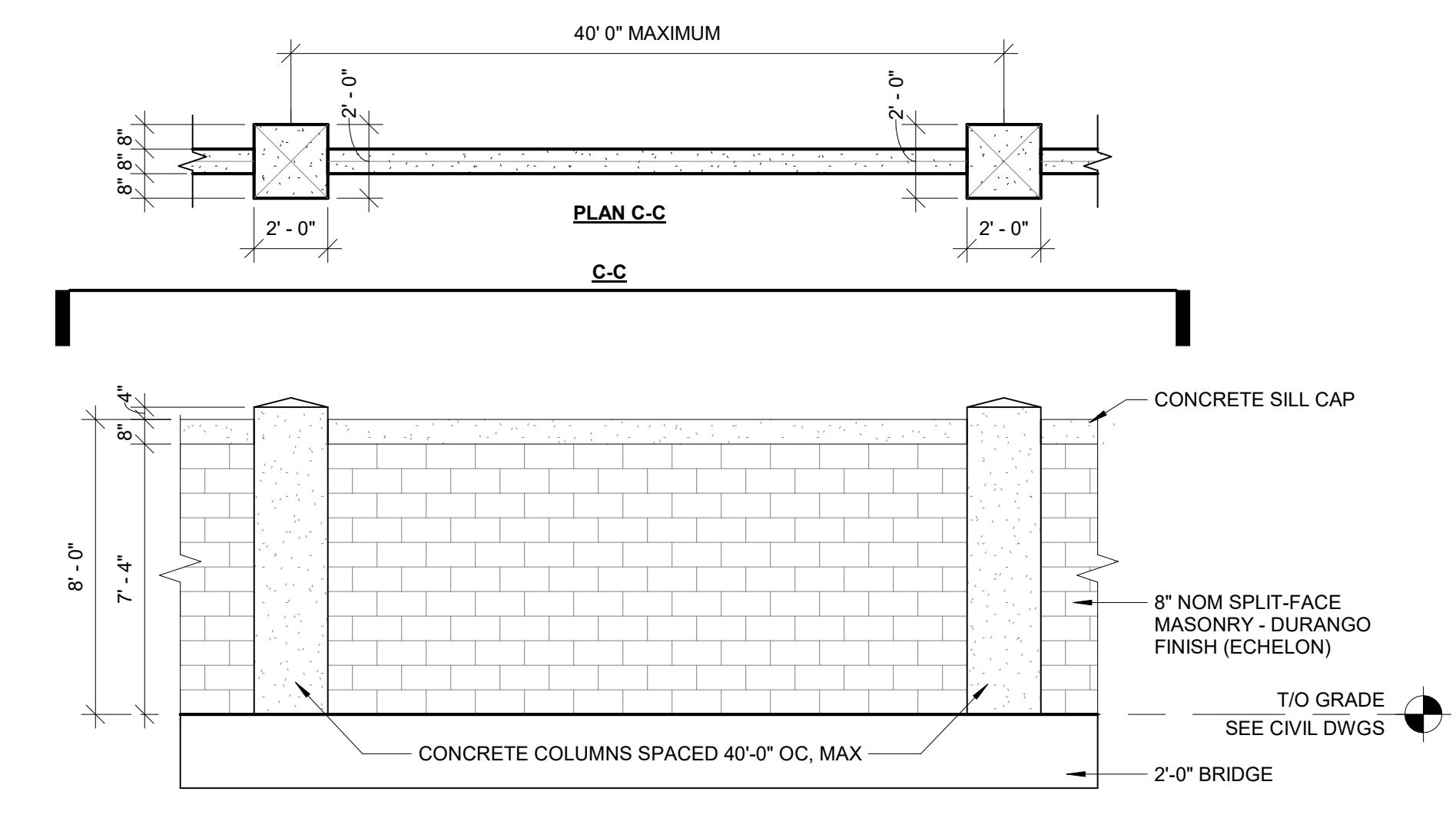
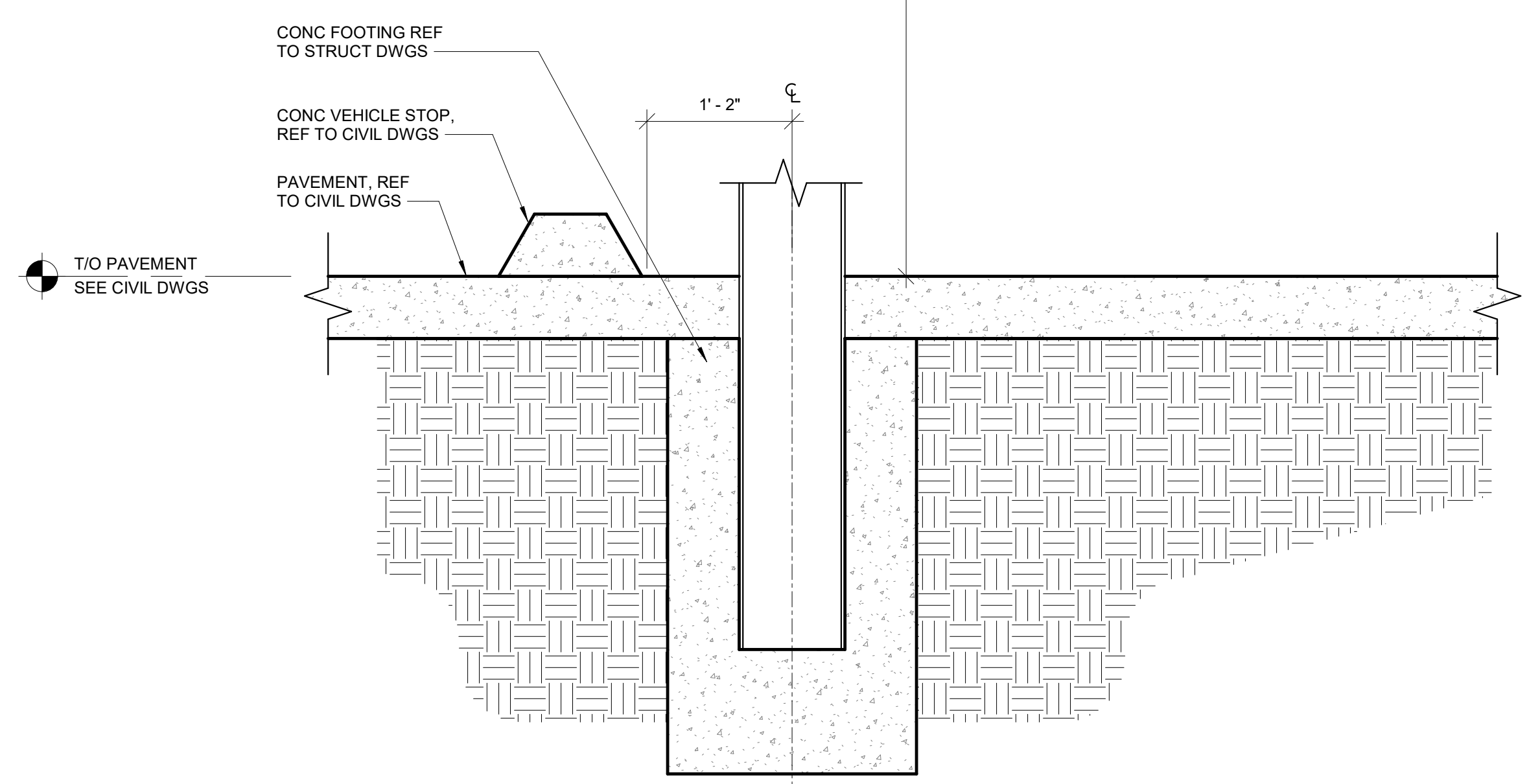
JOB NUMBER: 2024045
SHEET NUMBER: A-205

FINAL: FOR DESIGN REVIEW BOARD APPROVAL 11/12/2024

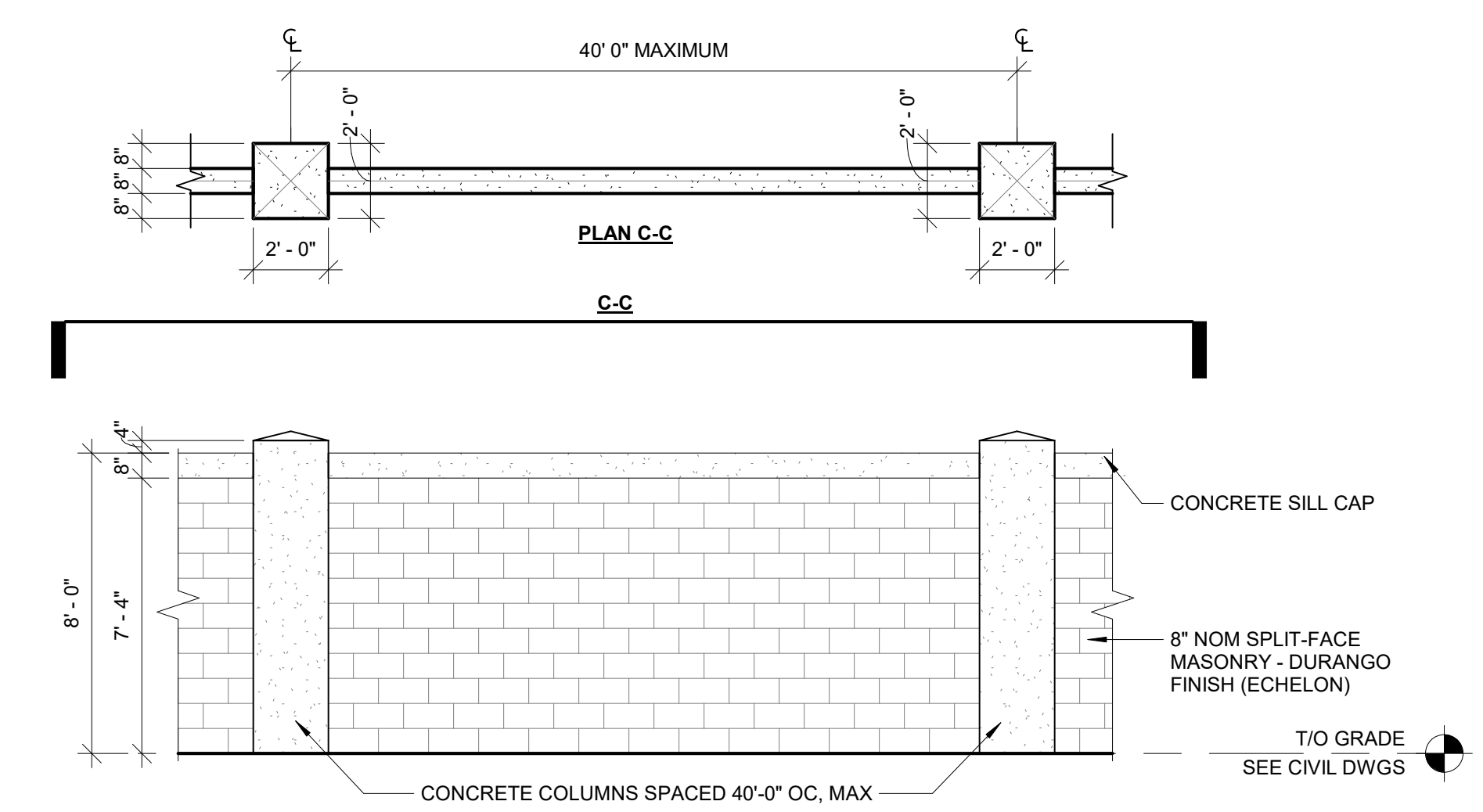
DOC. REL.#	DATE	DESCRIPTION
10	09/23/2024	PERMIT DOCUMENTS
	10/18/2024	PERMIT DOCUMENTS



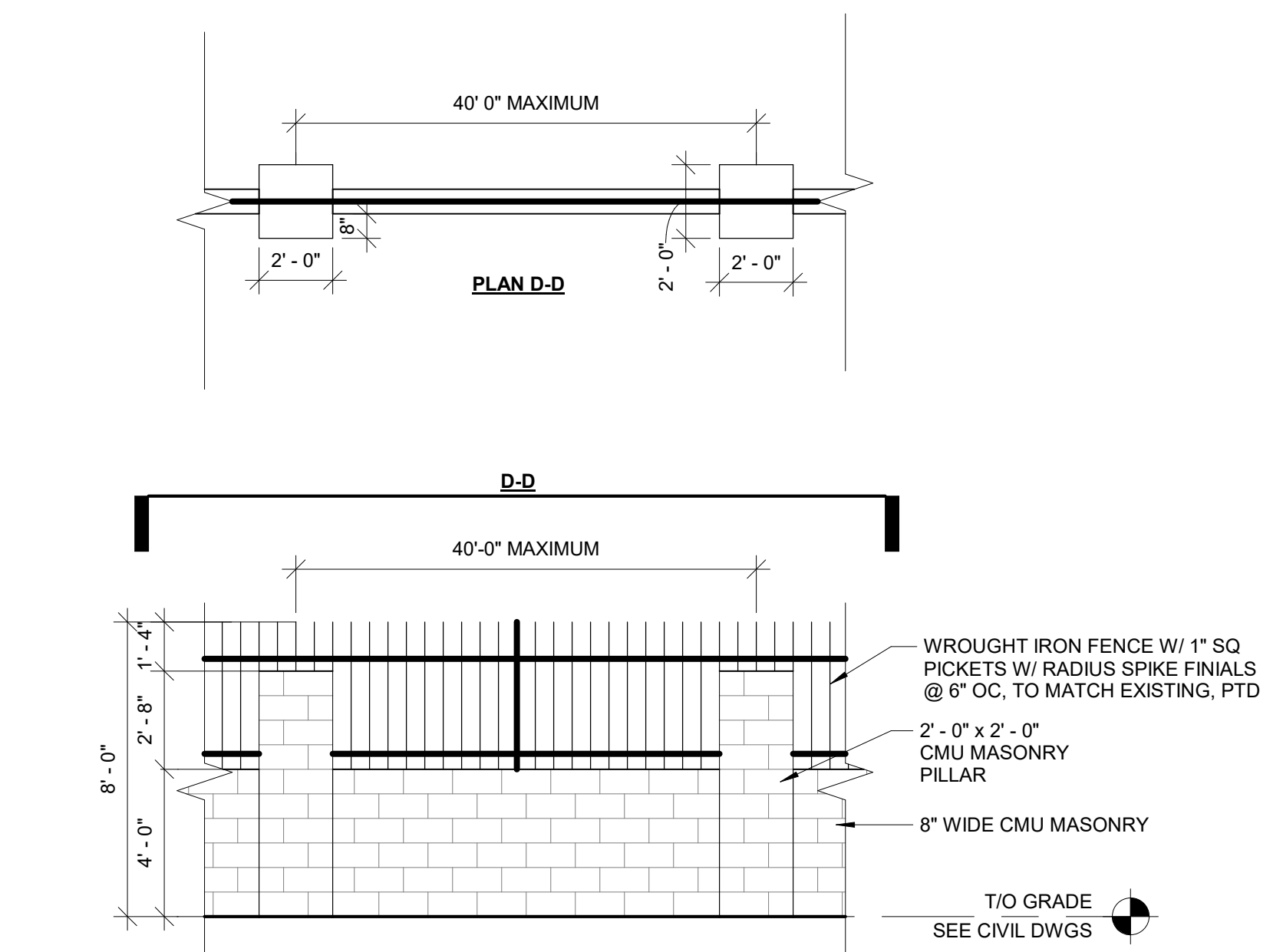
1 PARKING CANOPY
1" = 1'-0"



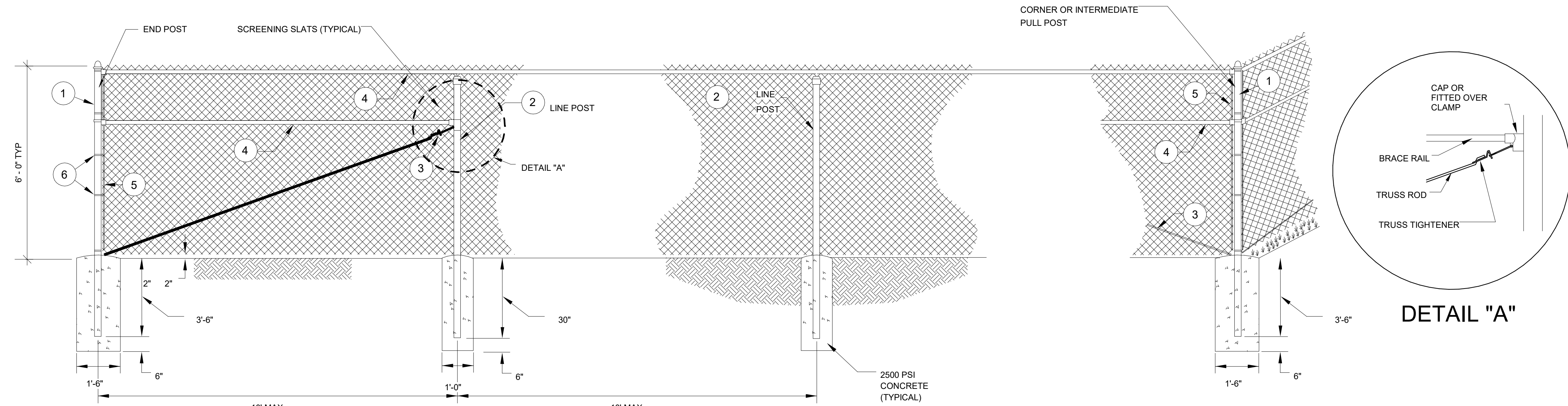
2 BRIDGE FENCE PLAN & ELEVATION
1/4" = 1'-0"



4 PERIMETER FENCE PLAN & ELEVATION
1/4" = 1'-0"



5 EXISTING FENCE PLAN & ELEVATION
1/4" = 1'-0"



LEGEND - (Alternates)

	STEEL PIPE	STRUCTURAL SHAPES	STEEL TUBING
1	3" OD @ 5.79 #/LF	3.5" X 3.5" @ 5.10 #/LF (ROLL FORMED)	3" O.D. @ 4.64 #/LF
2	2.12" OD @ 3.65 #/LF	2.14" H COL @ 3.26 #/LF (HOT ROLLED)	2.12" O.D. @ 3.09 #/LF
3	3/8" DIA TRUSS ROD & TIGHTENER	3/8" DIA TRUSS ROD @ TIGHTENER	3/8" DIA TRUSS ROD & TIGHTENER
4	1.58" OD @ 2.27 #/LF	1.14" X 1.58" @ 1.40 xLF (ROLL FORMED)	1.58" O.D. @ 1.82 #/LF
5	3/16" X 3/4" FLAT STRETCHER BAR	NOT REQUIRED	3/16" X 3/4" FLAT STRETCHER BAR
6	BRACE BAND & TENSION BAND	NOT REQUIRED	BRACE BAND & TENSION BAND

6 FENCE DETAILS
1/2" = 1'-0"

NOTES:
1. ALL POST SHALL BE SET IN CONC TO THE DIMENSIONS AS INDICATED ON THIS DWG.
2. BRACE BANDS SHALL BE 7/8" X 1/8" GALV STL W/ 5/16" X 1 1/4" CARRIAGE BOLT
3. POST CAPS AND SOCKET TYPE BRACE END CONNECTIONS SHALL BE GALV MALLEABLE IRON OR OTHER TYPE AS APPROVED BY THE ENGINEER. THEY SHALL BE DESIGNED IN A MANNER TO EXCLUDE MOISTURE FROM THE INSIDE POST AND RAILS
4. CHAIN LINK FABRIC SHALL BE 2" MESH, 9 GAGE WIRE.



10 Quality Street
Lexington, Kentucky 40507-1450
Telephone: (859) 281-5000
Facsimile: (859) 252-5300
Food & Beverage | Manufacturing
Automotive | Distribution
Mission Critical | Commercial



GRAY AE, PSC
10 Quality Street
Lexington, Kentucky 40507-1450
Telephone: (859) 281-5000
Facsimile: (859) 252-5300

POLLUTANTS FROM OWNER'S OPERATIONS... CUSTOMER'S KNOWLEDGE OF ITS ACTIVITIES THAT WILL BE CONDUCTED WITHIN THE FACILITY TO BE DESIGNED BY GRAY AND CONSTRUCTED BY GRAY, AND THE MATERIALS INVOLVED IN THESE ACTIVITIES, IS SUPERIOR TO GRAY'S KNOWLEDGE... ACCORDINGLY, AND ANYTHING CONTAINED IN THE CONTRACT DOCUMENTS TO THE CONTRARY NOTWITHSTANDING, ANY GUARANTEE OR WARRANTY BY GRAY HEREIN SHALL NOT APPLY TO THE DISCHARGE, DISPERSAL, ESCAPE, RELEASE OR SATURATION OF ANY POLLUTANT INTO THE ATMOSPHERE OR ANY BODY OF WATER OR ON, INTO, UPON, IN OR INTO THE SURFACE OR SUBSURFACE OF LAND... FOR PURPOSE OF THIS SECTION, THE WORDS POLLUTANT SHALL MEAN ANY SOLID, LIQUID, GASEOUS, OR THERMAL, IRRITANT OR CONTAMINANT, INCLUDING BUT NOT LIMITED TO SMOKE, VAPOR, SOOT, FUMES, ACIDS, ALKALIS, CHEMICALS AND WASTE, INCLUDING ANY RADIOACTIVE SUBSTANCE... THE CAPACITY OF THE FACILITY AND THE DESIGN OF ANY OF ITS PARTS, SO AS TO PREVENT THE ESCAPE, RELEASE, DISCHARGE, DISPERSAL OR SATURATION OF POLLUTANTS SHALL BE THE SOLE RESPONSIBILITY OF THE CUSTOMER.

NOTICE: UNLESS OTHERWISE AGREED IN WRITING, GRAY IS THE SOLE OWNER OF ALL PROPRIETARY RIGHTS, INCLUDING COPYRIGHTS AND ANY TRADE SECRETS IN THE MATTER CONTAINED HEREIN. ANY DISCLOSURE, REPRODUCTION OR REVISION OF THE DOCUMENT OR ANY PORTION THEREOF IS SPECIFICALLY PROHIBITED UNLESS PREVIOUSLY APPROVED IN WRITING BY GRAY.

CORP. SEAL

A NEW MANUFACTURING FACILITY FOR: MPCA AZ4 EXPANSION
MESA, ARIZONA

MISCELLANEOUS DETAILS

JOB NUMBER: 2024045
SHEET NUMBER: A-591

FINAL: FOR DESIGN REVIEW
BOARD APPROVAL 11/12/2024