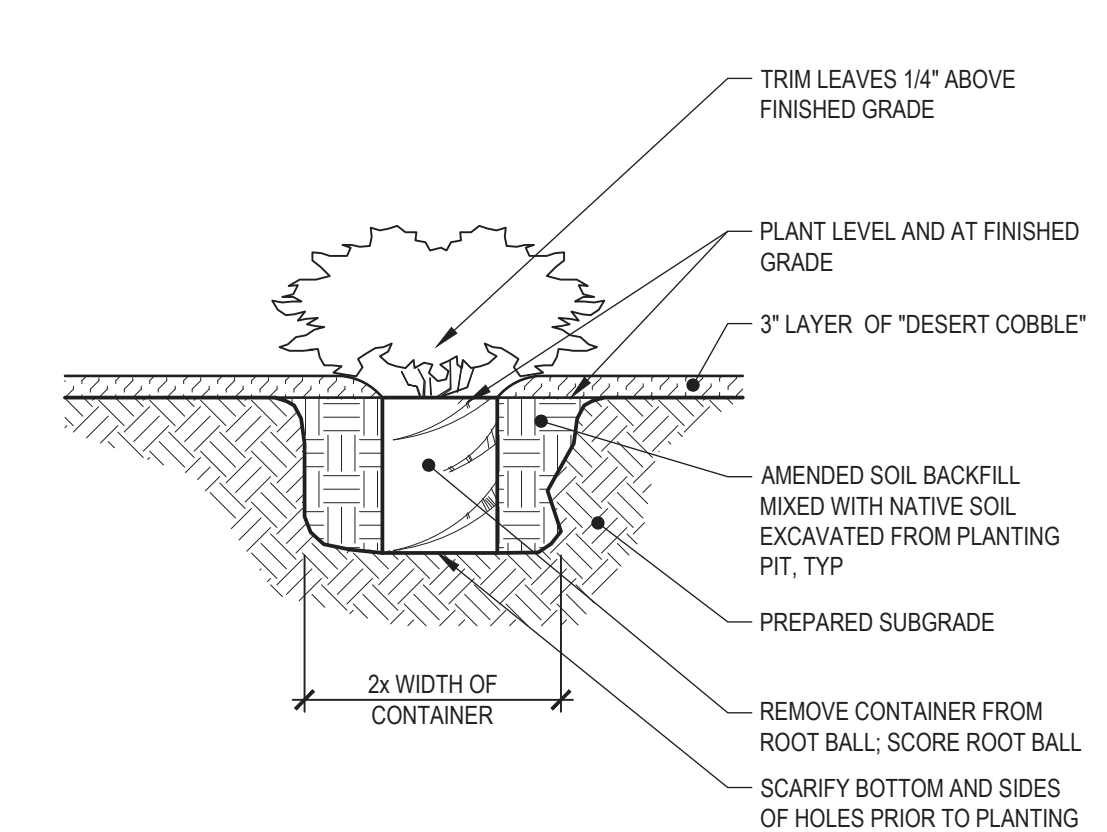
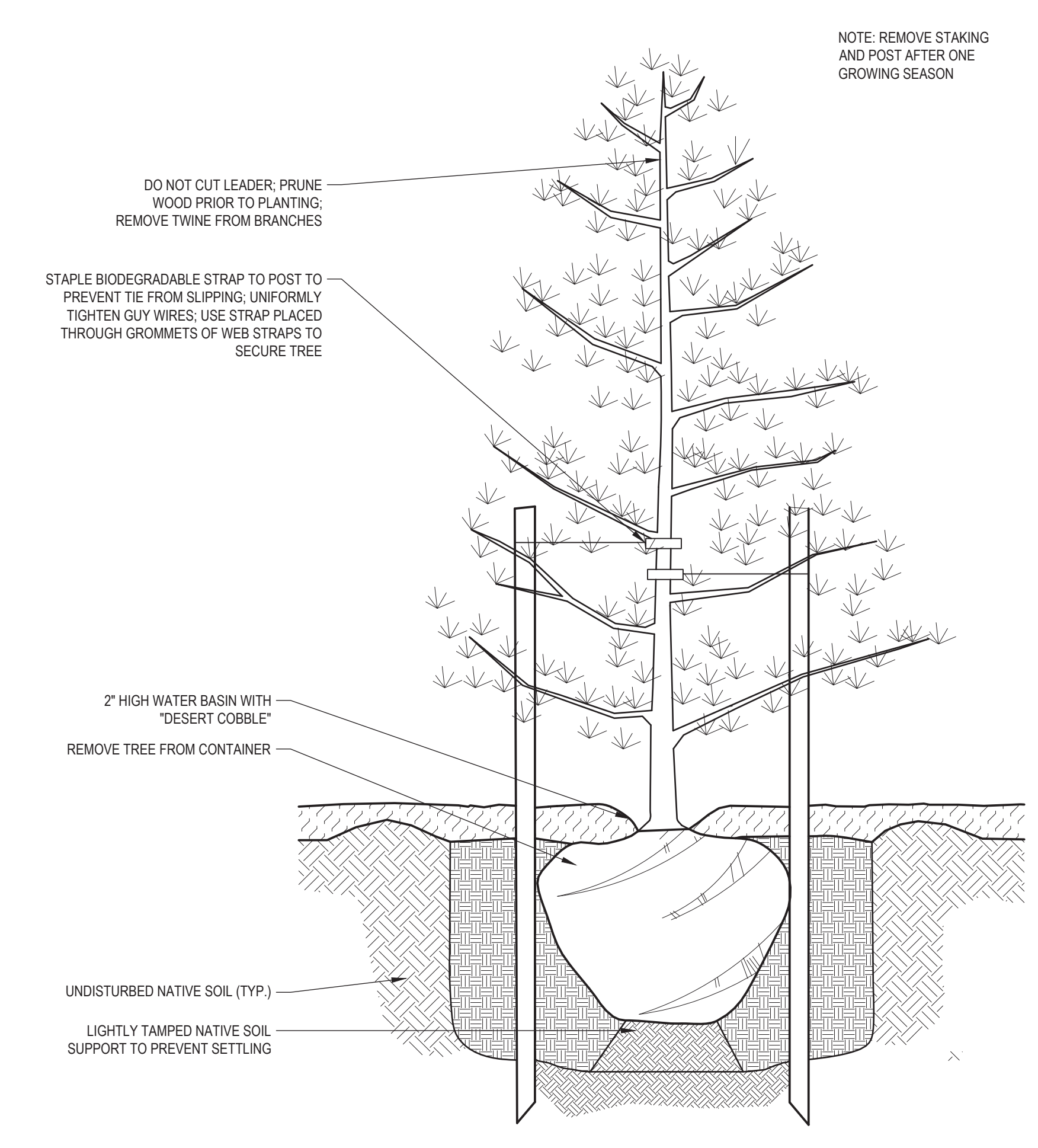
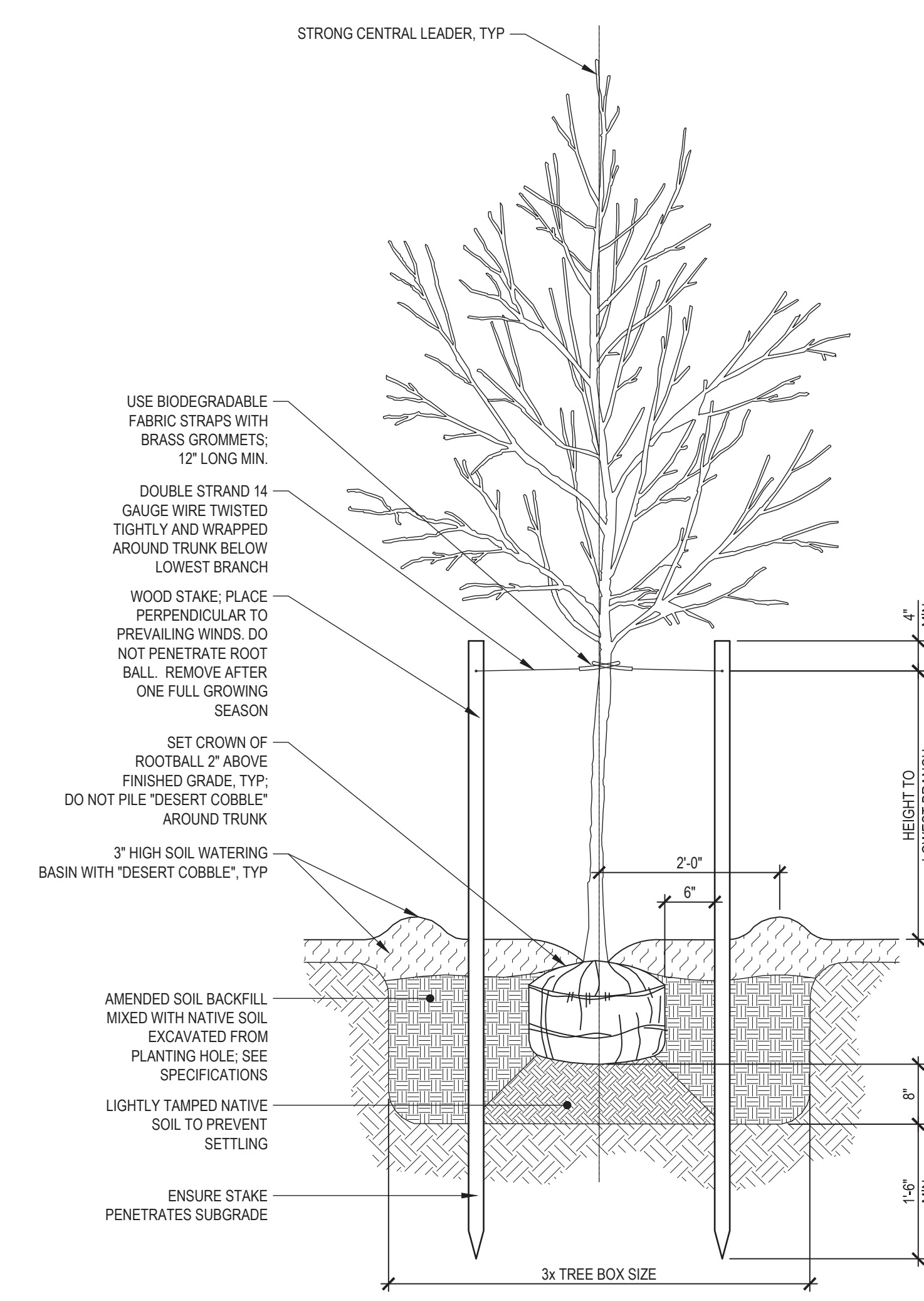
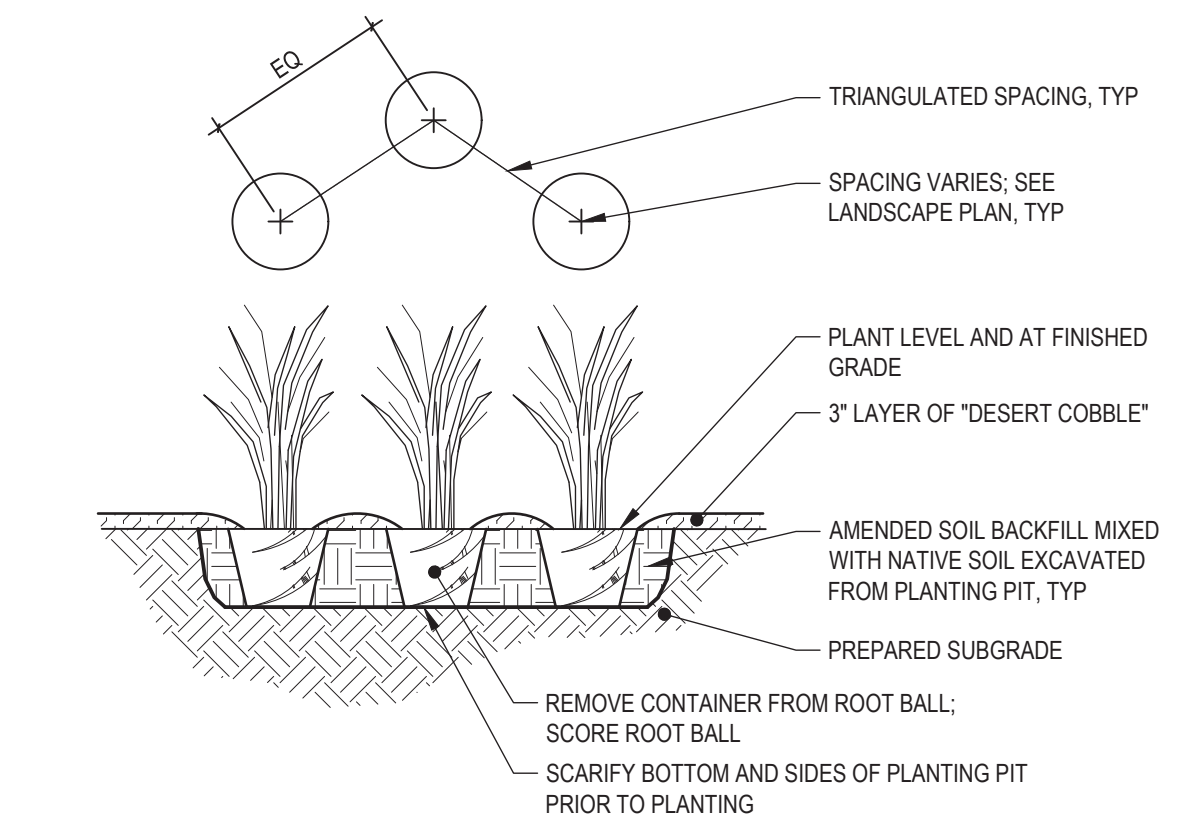


PLANT SCHEDULE OVERALL SITE							
TREES	CODE	QTY	BOTANICAL NAME	COMMON NAME	SIZE	ROOT	REMARKS
AW	193		ACACIA WILLARDIANA	PALO BLANCO	24"BOX	CG	SPECIMEN
BA	60		BRAHEA ARMATA	MEXICAN BLUE PALM	36"BOX	CG	SPECIMEN
CC	27		CAESALPINA CACALAGO	CASCALOTE	24"BOX	CG	SPECIMEN
CH	15		CHAMAEOPUS HUMILIS	MEDITERRANEAN FAN PALM	36"BOX	CG	SPECIMEN
CS	41		CHORSIA SPECIOSA	SILK FLOSS TREE	15 GAL	CG	SPECIMEN
DS	93		DALBERGIA SISSOO	ROSEWOOD	36"BOX	CG	SPECIMEN
PC	67		PINUS CANARIENSIS	CANARY ISLAND PINE	24"BOX	CG	SPECIMEN
PCP	7		PISTACIA CHINENSIS	CHINESE PISTACHE	24"BOX	CG	SPECIMEN
PD	9		PHOENIX DACTYLIFERA	DATE PALM	36"BOX	CG	SPECIMEN
PE	133		PINUS EL-DARICA	AFGHAN PINE	15 GAL	CG	SPECIMEN
PM	11		PARKINSONIA MICROPHYLLA	LITTLE LEAF PALO VERDE	36"BOX	CG	SPECIMEN
TT	46		TIPLANA TIPI	TIPI TREE	24"BOX	CG	SPECIMEN
US	11		UNGMADIA SPECIOSA	MEXICAN BUCKEYE	36"BOX	CG	SPECIMEN
WR	7		WASHINGTONIA ROBUSTA	MEXICAN FAN PALM	36"BOX	CG	SPECIMEN
SHRUBS	CODE	QTY	BOTANICAL NAME	COMMON NAME	SIZE	ROOT	REMARKS
AR	111		ACACIA REDOLENS	DESERT CARPET	5 GAL	CG	6" Ø D.C.
BMB	23		BUDDLEIA MARRUBIFOLIA	WOOLY BUTTERFLY BUSH	5 GAL	CG	5" Ø D.C.
CCR	19		CALLANDRA CALIFORNICA	RED BAJA FAIRY DUSTER	5 GAL	CG	5" Ø D.C.
CG	3		CAESALPINA GILLESII	YELLOW BIRD OF PARADISE	5 GAL	CG	5" Ø D.C.
CM	205		CHRYSACTINIA MEXICANA	DAMIANITA	5 GAL	CG	2" Ø C.
DE	182		DERMATOPHYLLUM SECUNDFLORUM	TEXAS MOUNTAIN LAUREL	5 GAL	CG	6" Ø D.C.
DW	27		DASYLIRION WHEELERI	GREY DESERT SPOON	5 GAL	CG	4" Ø D.C.
EF	33		ENCLEIA FARINOSA	BRITTLEBUSH	5 GAL	CG	4" Ø D.C.
EPW	109		ERIOGONUM FASCICULATUM "WARRNER LYTLE"	WARRNER LYTLE CALIFORNIA BUCKWHEAT	5 GAL	CG	5" Ø D.C.
ER	15		ELPHORBIA RIGIDA	YELLOW SPURGE	5 GAL	CG	3" Ø D.C.
EV	12		EREMOPHILA MACULATA "VALENTINE"	VALENTINE SPOTTED EMU BUSH	5 GAL	CG	5" Ø D.C.
GC	24		GUAYACUM COULTERI	QUAYACAN	5 GAL	CG	5" Ø D.C.
HE	129		HYPTIS EMORYI	DESERT LAVENDER	5 GAL	CG	4" Ø D.C.
HP	24		HESPERALOE PARVIFLORA	RED YUCCA	5 GAL	CG	5" Ø D.C.
LW	12		LEUCOPHYLLUM FRUTESCENS "WHITE CLOUD"	WHITE CLOUD TEXAS SAGE	5 GAL	CG	6" Ø D.C.
SA	3		SENNA ARTEMISOIDES FLUFOLIA	SILVER CASSIA	5 GAL	CG	6" Ø D.C.
TS	619		TECOMA X SMITHII	ORANGE BELLS	5 GAL	CG	5" Ø D.C.
PERENNIALS	CODE	QTY	BOTANICAL NAME	COMMON NAME	SIZE	ROOT	REMARKS
BM	62		BAILEYA MULTIRADATA	DESERT MARRIGOLD	3 GAL	CG	18" Ø C.
GN	15		GLANDULARIA TENERA	MOSS VERBENA	3 GAL	CG	3" Ø D.C.
PP	25		PENTSTEMON PSEUDOSPECTABILIS	DESERT BEAR-TONGUE	3 GAL	CG	2" Ø C.
SF	35		SALVIA FARINACEA	MEALY SAGE	3 GAL	CG	12" Ø C.
SUCCULENTS	CODE	QTY	BOTANICAL NAME	COMMON NAME	SIZE	ROOT	REMARKS
AD	24		ALOE DAWEI	DAWE'S ALOE	3 GAL	CG	2" Ø C.
AL	393		AGAVE LECHUGUILLA	LECHUGUILLA	3 GAL	CG	2" Ø C.
EE	267		ECHINOCEBUS ENGELMANNI	ENGELMANN'S HEDGEHOG CACTUS	5 GAL	CG	3" Ø D.C.
EG	165		ECHINOCACTUS GRUSONI INERMIS	SHORT-SPINED BARREL CACTUS	5 GAL	CG	5" Ø D.C.



DETAIL NOTE:
1. LOCATE PLANTS ONE HALF OF SPECIFIED SPACING DISTANCES FROM ANY CURB, SIDEWALK, OR OTHER HARD SURFACES, UNLESS OTHERWISE SPECIFIED.



DETAIL NOTES:
1. ALL PERENNIALS SHALL BE PLANTED AT EQUAL TRIANGULAR SPACING OR ON CENTER SPACING AS SPECIFIED ON THE PLANTING PLAN.
2. LOCATE PLANTS ONE HALF OF SPECIFIED SPACING DISTANCE FROM ANY CURB, SIDEWALK, OR OTHER HARD SURFACE, UNLESS OTHERWISE SPECIFIED.

LANDSCAPE AREAS	DEPTH (MINIMUM) IN INCHES
PLANTING BEDS - TREES	24"
PLANTING BEDS - SHRUBS	18"
PLANTING BEDS - ORNAMENTAL GRASSES, PERENNIALS, AND GROUND COVER	12"
TURF	3"

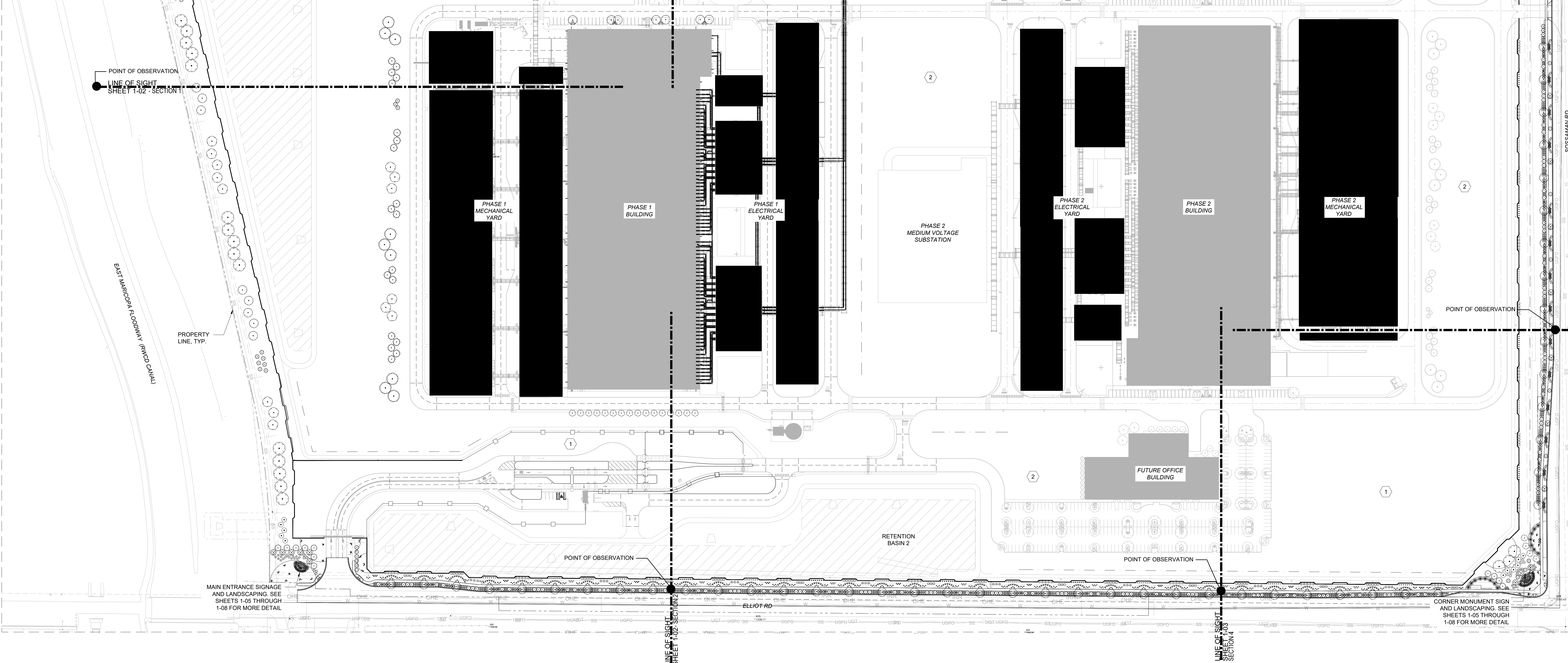
- 1 DECIDUOUS TREE PLANTING 3/4" = 1'-0"
- 2 EVERGREEN TREE PLANTING 3/4" = 1'-0"
- 3 CONTAINER GROWN SHRUB PLANTING 3/4" = 1'-0"
- 4 CONTAINER GROWN PERENNIAL PLANTING 1" = 1'-0"
- 5 AMENDED PLANTING SOIL DEPTH CHART 3/4" = 1'-0"

TREES	QTY	BOTANICAL NAME	COMMON NAME	SIZE	ROOT	REMARKS	VEGETATION CREDIT
AW	153	ACACIA WILKINSONIA	PALE BLANCO	24"DBH	CG	SPECIMEN	50 SF EA = 900 SF
BA	69	BRAHEIA ARMATA	MEXICAN BLUE PALM	24"DBH	CG	SPECIMEN	25 SF EA = 1750 SF
CC	27	CAESALPINA CALACAO	CASALOTE	24"DBH	CG	SPECIMEN	25 SF EA = 675 SF
CH	15	CHAMAROPS HUMILIS	MEDITERRANEAN FAN PALM	36"DBH	CG	SPECIMEN	25 SF EA = 375 SF
CS	41	CHORISIA SPECIOSA	SILK FLOSS TREE	18 GAL	CG	SPECIMEN	50 SF EA = 2050 SF
DS	93	DALBERGIA SISSOO	ROSEWOOD	36"DBH	CG	SPECIMEN	50 SF EA = 4650 SF
PC	67	PINUS CANARIENSIS	CANARY ISLAND PINE	24"DBH	CG	SPECIMEN	100 SF EA = 6700 SF
PD	7	PISTACHIA CHINENSIS	CHINESE PISTACHE	24"DBH	CG	SPECIMEN	50 SF EA = 350 SF
PD	23	PHOENIX DACTYLIFERA	DATE PALM	36"DBH	CG	SPECIMEN	25 SF EA = 625 SF
PE	133	PINUS ELDARICA	AFGHAN PINE	18 GAL	CG	SPECIMEN	100 SF EA = 13300 SF
PM	11	PARROQUIA MICROPHYLLA	LITTLE LEAF PALO VERDE	36"DBH	CG	SPECIMEN	25 SF EA = 275 SF
TT	46	TIRUHAIA TRIU	TIRU TREE	24"DBH	CG	SPECIMEN	50 SF EA = 2300 SF
LS	11	LINDNERIA SPECIOSA	MEXICAN BLUE EYE	36"DBH	CG	SPECIMEN	25 SF EA = 275 SF
WR	20	WASHINGTONIA ROBUSTA	MEXICAN FAN PALM	36"DBH	CG	SPECIMEN	25 SF EA = 600 SF

PERENNIALS	QTY	BOTANICAL NAME	COMMON NAME	SIZE	ROOT	REMARKS	VEGETATION CREDIT
BM	62	BAILEYA MULTIRADATA	DESERT MARSHOLD	3 GAL	CG	18" O.C.	5 SF EA = 310 SF
GN	15	GLANDULARIA TENERA	MOSS VERBENA	3 GAL	CG	3" O.C.	5 SF EA = 75 SF
PP	25	PENTSTEMON PSEUDOSPECTABILIS	DESERT BEARD TONGUE	3 GAL	CG	24" O.C.	5 SF EA = 125 SF
SF	35	SALVIA FARINACEA	MEALY SAGE	3 GAL	CG	12" O.C.	5 SF EA = 175 SF

SUCCULENTS	QTY	BOTANICAL NAME	COMMON NAME	SIZE	ROOT	REMARKS	VEGETATION CREDIT
AD	132	ALOE DAVEI	DAVE'S ALOE	3 GAL	CG	24" O.C.	5 SF EA = 660 SF
AL	360	AGAVE LECHOUILLA	LECHOUILLA	3 GAL	CG	24" O.C.	5 SF EA = 1800 SF
EE	260	ECHINOCEBUS ENGELMANNII	ENGELMANN'S HEDGEHOG CACTUS	5 GAL	CG	3" O.C.	5 SF EA = 1300 SF
EG	158	ECHINOCACTUS GRISONI INERMIS	SHORT-SPINED BARREL CACTUS	5 GAL	CG	5" O.C.	5 SF EA = 790 SF

SHRUBS	QTY	BOTANICAL NAME	COMMON NAME	SIZE	ROOT	REMARKS	VEGETATION CREDIT
111	111	ACACIA REDOLENS 'DESERT CARPET'	DESERT CARPET BANK CATCLAW	5 GAL	CG	6" O.C.	10 SF EA = 1110 SF
193	193	BUDLEIA WARRILBYI FOLIA	WOOLLY BUTTERFLY BUSH	5 GAL	CG	6" O.C.	25 SF EA = 4825 SF
19	19	CALLANDRA CALIFORNICA	RED BAHIA FERRY DUSTER	5 GAL	CG	5" O.C.	25 SF EA = 475 SF
3	3	CAESALPINA GILLESII	YELLOW BIRD OF PARADISE	5 GAL	CG	5" O.C.	25 SF EA = 75 SF
207	207	CHRYSACTINIA MEXICANA	DAMAZANTA	5 GAL	CG	24" O.C.	10 SF EA = 2070 SF
182	182	DERMATOPHYLLUM SECUNDFLORUM	TEXAS MOUNTAIN LAUREL	5 GAL	CG	6" O.C.	50 SF EA = 9100 SF
29	29	DASYNION WHEELERI	GREY DESERT SPOON	5 GAL	CG	4" O.C.	25 SF EA = 725 SF
53	53	ENCINIA FARNOSIDA	BRITTLEBUSH	5 GAL	CG	4" O.C.	10 SF EA = 530 SF
217	217	ERIODONUM FASCICULATUM 'WARRINER LYTLE'	WARRINER LYTLE CALIFORNIA BUCKWHEAT	5 GAL	CG	5" O.C.	10 SF EA = 2170 SF
190	190	EUPHORBIA RIGIDA	YELLOW SPURGE	5 GAL	CG	3" O.C.	10 SF EA = 1900 SF
12	12	EREMOPHILA MACULATA 'VALENTINE'	VALENTINE SPOTTED EMU BUSH	5 GAL	CG	5" O.C.	25 SF EA = 300 SF
24	24	GUAIACUM COULTERI	GUAIACUM	5 GAL	CG	5" O.C.	25 SF EA = 600 SF
129	129	HYPTIS EMORYI	DESERT LAUREL	5 GAL	CG	4" O.C.	25 SF EA = 3225 SF
HE	24	HESPERALOE PARVIFLORA	RED YUCCA	5 GAL	CG	5" O.C.	10 SF EA = 240 SF
LW	12	LEUCOPHYLLUM FRUTESCENS 'WHITE CLOUD'	WHITE CLOUD TEXAS SAGE	5 GAL	CG	6" O.C.	10 SF EA = 120 SF
SA	3	SENNA ARTEMISIOIDES FLULIFOLIA	SILVER CASSIA	5 GAL	CG	6" O.C.	25 SF EA = 75 SF
619	619	TECOMA X SMITHII	ORANGE BELLS	5 GAL	CG	5" O.C.	50 SF EA = 30950 SF



- KEYNOTES**
- 1 "DESERT COBBLE" GROUNDCOVER, AS SPECIFIED
 - 2 HYDROSEED GROUNDCOVER, AS SPECIFIED

- GENERAL LANDSCAPING NOTES**
1. THE CONTRACTOR SHALL LOCATE ALL UTILITY LINES AND STRUCTURES INCLUDING BUT NOT LIMITED TO MANHOLES, HANDHOLES, VALVES, AND HYDRANTS PRIOR TO THE START OF WORK.
 2. PLANT QUANTITIES IN PLANT SCHEDULE ARE FOR CONVENIENCE ONLY AND ARE NOT GUARANTEED. QUANTITIES ON PLAN WILL PREVAIL IF DISCREPANCIES OCCUR.
 3. THE CONTRACTOR SHALL SHOW PROOF OF PROCUREMENT SOURCES, QUANTITIES AND VARIETIES FOR ALL SHRUBS, PERENNIALS, ORNAMENTAL GRASSES, AND ANNUALS WITHIN 21 DAYS FOLLOWING THE AWARD OF CONTRACT. TIMELY PROCUREMENT OF ALL PLANT MATERIAL IS ESSENTIAL TO THE SUCCESSFUL COMPLETION AND ACCEPTANCE OF THE PROJECT.
 4. SUBSTITUTIONS SHALL ONLY BE ALLOWED WHEN THE CONTRACTOR HAS EXHAUSTED ALL SOURCES FOR THE SPECIFIED MATERIAL, AND HAS PROVEN THAT THE SPECIFIED MATERIAL IS NOT AVAILABLE. THE CONTRACTOR MUST PROVIDE NAME AND VARIETY OF SUBSTITUTION TO THE LANDSCAPE ARCHITECT FOR APPROVAL PRIOR TO TAGGING OR PLANTING. SUBSTITUTIONS SHALL BE NEAREST EQUIVALENT SIZE OF VARIETY OF PLANT HAVING SAME ESSENTIAL CHARACTERISTICS.
 5. ALL PLANT MATERIAL SHALL BE NURSERY GROWN, SOUND, HEALTHY, VIGOROUS AND FREE FROM INSECTS, DISEASE AND INJURIES, WITH HABIT OF GROWTH THAT IS NORMAL FOR THE SPECIES. SIZES SHALL BE EQUAL TO OR EXCEEDING SIZES INDICATED ON THE PLANT LIST. KIND, SIZE AND QUALITY OF PLANT MATERIAL SHALL CONFORM TO THE AMERICAN STANDARD FOR NURSERY STOCK (ANSI Z60.1), MOST RECENT EDITION.
 6. PROVIDE 15' MINIMUM CLEARANCE BETWEEN CENTER OF PLANTS AND ALL UTILITIES. VERIFY IN FIELD.
 7. ALL PLANTING AREAS TO BE COVERED WITH "DESERT COBBLE" CONSISTING OF NATURAL DESERT COVERS AND SEED MIX, AS SPECIFIED.
 8. THE CONTRACTOR SHALL REPORT SUBSURFACE SOIL OR DRAINAGE PROBLEMS TO THE LANDSCAPE ARCHITECT PRIOR TO PLANTING.
 9. ALL DISTURBED AREAS OR AREAS WITHIN PHASE I CONTRACT LIMITS, NOT COVERED BY PAVING, BUILDINGS, OR PLANTING BEDS ARE TO BE COVERED WITH "DESERT COBBLE" CONSISTING OF NATURAL DESERT COVERS AND SEED MIX, AS SPECIFIED.
 10. ALL DISTURBED AREAS THAT WILL BE DEVELOPED UNDER FUTURE PHASES WILL BE HYDROSEEDED WITH A LANDSCAPED GROUNDCOVER IN LIEU OF THE DESERT COBBLE.
 11. REFER TO SHEET 1A-L-0501 FOR LANDSCAPE DETAILS AND PLANTING SCHEDULES.
 12. SEE SPECIFICATIONS FOR PLANT MAINTENANCE AND WARRANTY REQUIREMENTS.
 13. CONTRACTOR TO PROVIDE DRIP IRRIGATION FOR ALL TREES, SHRUBS, AND PLANTING AREAS. CONTRACTOR TO PROVIDE IRRIGATION PLAN FOR APPROVAL PRIOR TO INSTALLATION AND ALL SITE IRRIGATION SHOULD COMPLY WITH THE PROJECT SPECIFICATIONS.
 14. FUTURE ROADWAY AND SIDEWALK ALIGNMENTS ALONG SOSSAMAN RD. AND ELLIOT RD. WILL BE DESIGNED BY OTHERS. LANDSCAPING SHOWN HERE MAY HAVE TO BE ADJUSTED DEPENDING ON EXACT LOCATION OF THESE FEATURES.
 15. REFER TO SHEET 1A-L-0501 FOR PLANT SYMBOL LEGEND.

- LANDSCAPE REQUIREMENTS (MESA, AZ CODE OF ORDINANCES VERSION APRIL 18, 2022):**
1. STREET TREES
 - 1.1. SOUTH BOUNDARY - E. ELLIOT RD (3106 LF) = 125 TREES AND 746 SHRUBS REQUIRED
 - 1.1.1. 187 TREES AND 797 SHRUBS PROVIDED
 - 1.2. EAST BOUNDARY - SOSSAMAN RD (2001 LF) = 105 TREES AND 625 SHRUBS REQUIRED
 - 1.2.1. 170 TREES AND 803 SHRUBS PROVIDED
 2. LANDSCAPE YARD
 - 2.1. NORTH BOUNDARY - RESIDENCE ADJACENT. ADJACENT TO UNSIGHTLY AREA (1660 LF, 25' WIDE). 5 NON-DECIDUOUS TREES EVERY 100 FEET OR CONTINUOUS EVERGREEN CANOPY REQUIRED = 63 TREES REQUIRED OR CONTINUOUS EVERGREEN CANOPY
 - 2.1.1. CONTINUOUS EVERGREEN CANOPY PROVIDED (77 TREES)
 - 2.2. NORTH BOUNDARY - NOT RESIDENCE ADJACENT (810 LF, 15' WIDE) = 25 TREES AND 162 SHRUBS REQUIRED
 - 2.2.1. CONTINUOUS EVERGREEN CANOPY PROVIDED (44 TREES)
 - 2.3. WEST BOUNDARY - NOT RESIDENCE ADJACENT (1880 LF, 15' WIDE) = 60 TREES AND 0 SHRUBS REQUIRED
 - 2.3.1. 64 TREES PROVIDED
 3. REQUIRED PLANT SIZES
 - 3.1. MINIMUM 20% OF REQUIRED PERIMETER TREES 36" BOX OR LARGER
 - 3.1.1. 387 TOTAL TREES, 105 TREES 36" BOX = 54%
 - 3.2. MINIMUM 50% OF REQUIRED PERIMETER TREES 24" BOX
 - 3.2.1. 357 TOTAL TREES, 354 TREES 24" BOX = 99%
 - 3.3. MINIMUM 50% OF REQUIRED PERIMETER SHRUBS 5 GALLON OR LARGER
 - 3.3.1. 1600 TOTAL SHRUBS, 1600 SHRUBS 5+ GALLON = 100%



ENLARGED PLAN - MAIN ENTRANCE ON ELLIOT ROAD



ENLARGED PLAN - ELLIOT AND SOSSAMAN ROAD INTERSECTION