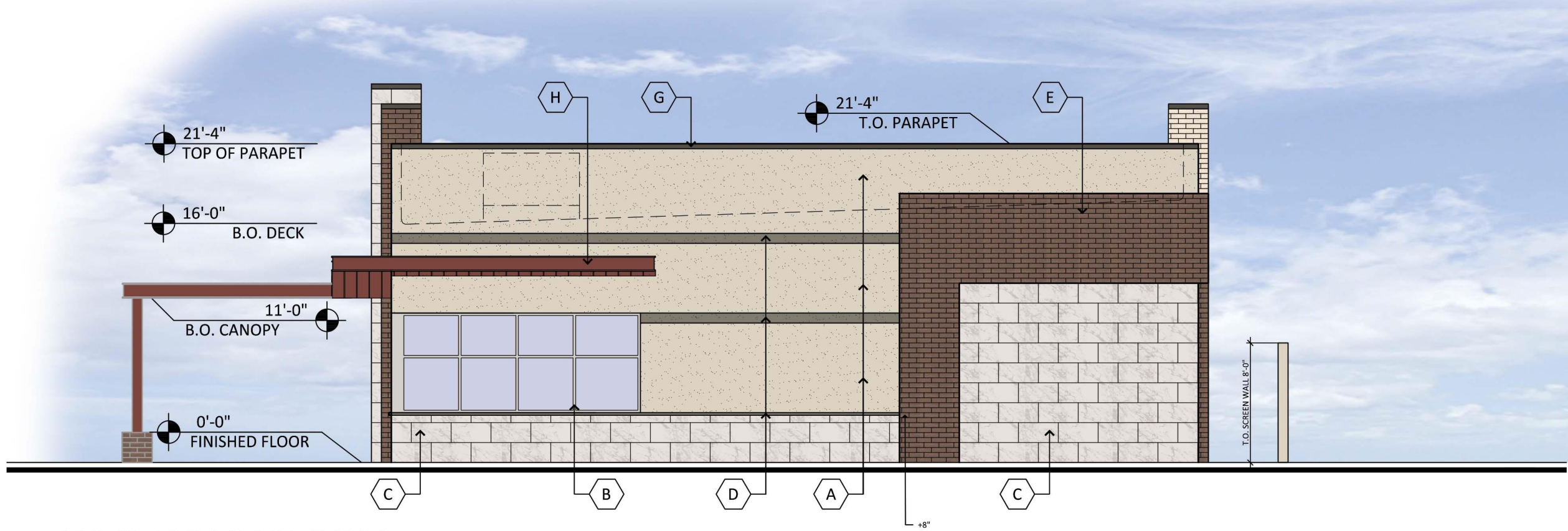


FINISH PERCENTAGES

STUCCO	-	49%
BRICK VENEER	-	15%
TILE	-	26%
GLAZING	-	10%

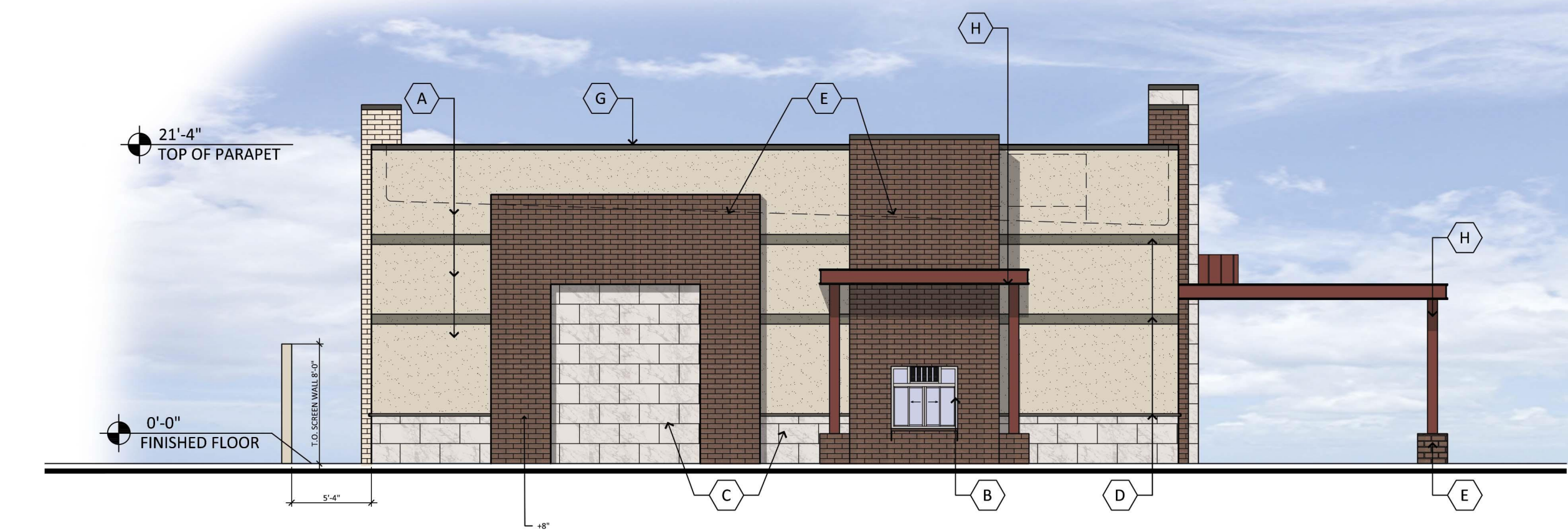


EAST ELEVATION

SCALE: 1/8"=1'-0"

FINISH PERCENTAGES

STUCCO	-	45%
BRICK VENEER	-	35%
TILE	-	18%
GLAZING	-	2%



WEST ELEVATION

SCALE: 1/8"=1'-0"

MATERIAL AND COLORS

A STUCCO - PAINT COLOR TO MATCH:
FINISH: FINE SAND
MFG: SHERWIN WILLIAMS
COLOR: NATURAL TAN
SPEC #: SW 7567

B STOREFRONT MULLION:
MFG: KAWNEER
COLOR: CLEAR ANODIZED

C TILE:
MFG: DALTILE
COLOR: CALCATTA ARIES
SPEC: PANORAMIC PORCELAIN SURFACES

D STUCCO - PAINT COLOR TO MATCH:
FINISH: FINE SAND
MFG: SHERWIN WILLIAMS
COLOR: ANONYMOUS
SPEC #: SW 7046

E THIN BRICK VENEER:
FINISH: GRAIN
MFG: SUMMIT BRICK
COLOR: ESPRESSO

F THIN BRICK VENEER:
FINISH: GRAIN
MFG: SUMMIT BRICK
COLOR: THISTLEDOWN

G METAL PARAPET CAP:
MFG: MBCI
COLOR: MIDNIGHT BRONZE

H METAL CANOPY & AWNINGS:
MFG: MBCI
COLOR: COLONIAL RED

J PAINTED HOLLOW METAL DOORS:
MFG: SHERWIN WILLIAMS
COLOR: ANONYMOUS
SPEC #: SW 746

FINISH PERCENTAGES-OVERALL TOTAL

STUCCO	-	45%
BRICK VENEER	-	26%
TILE	-	20%
GLAZING	-	9%

*NOTE ALL DOWN-SPOUTS WILL BE INTERNALIZED

FINISH PERCENTAGES

STUCCO	-	39%
BRICK VENEER	-	23%
TILE	-	15%
GLAZING	-	23%

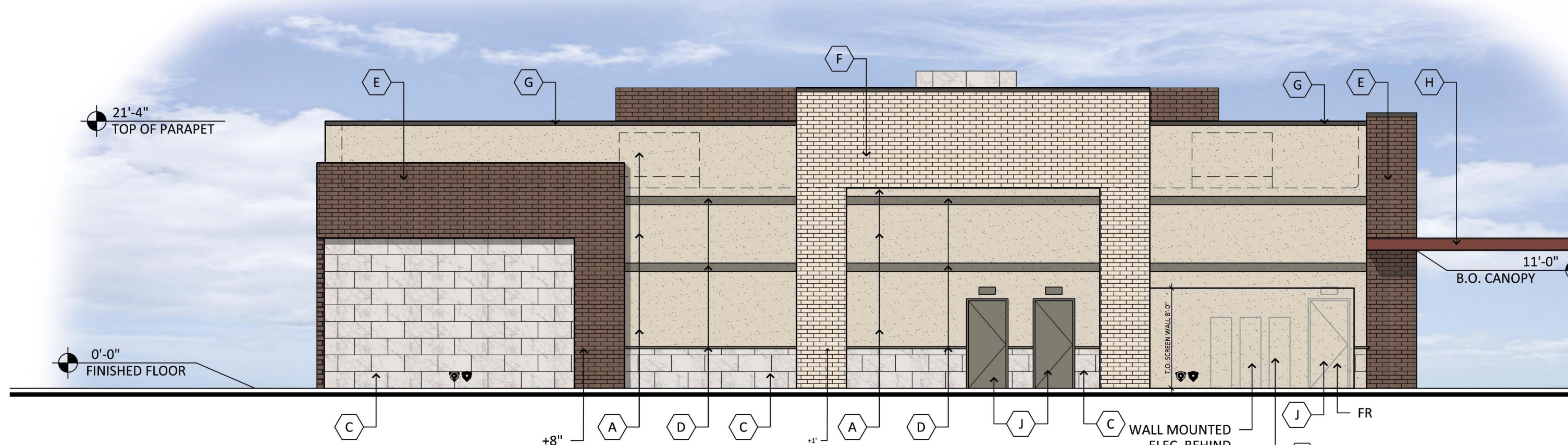


SOUTH ELEVATION

SCALE: 1/8"=1'-0"

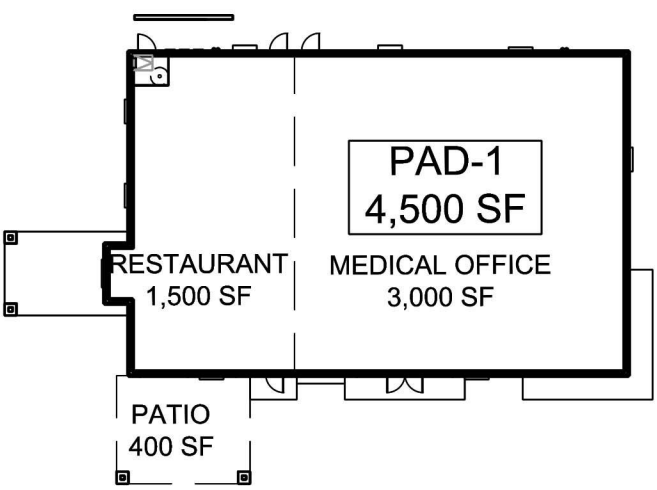
FINISH PERCENTAGES

STUCCO	-	48%
BRICK VENEER	-	30%
TILE	-	22%
GLAZING	-	0%



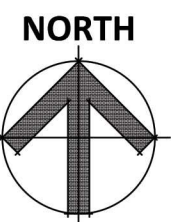
NORTH ELEVATION

SCALE: 1/8"=1'-0"



KEY MAP

SCALE: 1/32"=1'-0"



CASE # PRS21-00670
CASE # ZON22-00546
CASE # DRB22-00547

RECKER & 202 RETAIL

NWC OF RECKER ROAD AND LOOP 202
3358 N RECKER ROAD MESA AZ 85215
DATE: 10-20-2022 (PRELIMINARY)



© 2022 R K A A
ARCHITECTS, INC. ALL
RIGHTS RESERVED.
THIS DRAWING IS AN
INSTRUMENT OF
SERVICE. IT IS THE
PROPERTY OF R K A A
ARCHITECTS, INC. AND
MAY NOT BE
DUPLICATED, USED OR
DISCLOSED WITHOUT
WRITTEN PERMISSION
OF THE ARCHITECT.

EL-1

RKAA# 21065.00





VIEW 1
SCALE: N.T.S.

RECKER & 202 RETAIL
NWC OF RECKER ROAD AND LOOP 202
3358 N RECKER ROAD MESA AZ 85215
DATE: 09-12-2022 (PRELIMINARY)



© 2022 R K A A
ARCHITECTS, INC. ALL
RIGHTS RESERVED.
THIS DRAWING IS AN
INSTRUMENT OF
SERVICE. IT IS THE
PROPERTY OF R K A A
ARCHITECTS, INC. AND
MAY NOT BE
DUPLICATED, USED OR
DISCLOSED WITHOUT
WRITTEN PERMISSION
OF THE ARCHITECT.

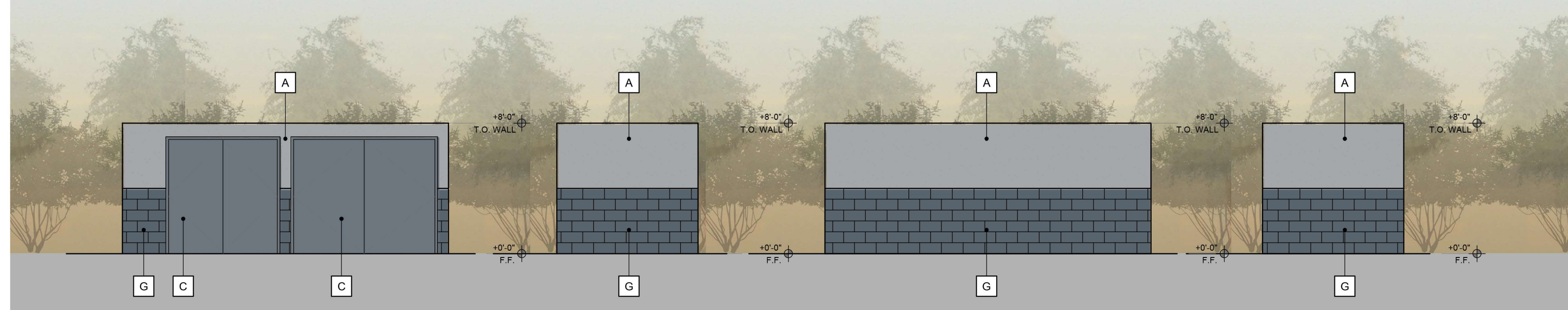
P-1
RKAA# 21065.00



CASE # PRS21-00670
CASE # ZON22-00546
CASE # DRB22-00547

MATERIAL COVERAGE:

A	STUCCO	50%
G	8" x 2" x 16" AND 8" x 4" x 16" BLOCK VENEER	50%



WEST

FINISH SCHEDULE


- | ID TAG | MATERIAL | MANUFACTURER | MODEL | REMARKS |
|---------------|-------------------|---------------------------|---|---|
| ZONE 1 (BODY) | | | | |
| A | STUCCO | - | 3-COAT SYSTEM WITH ACRYLIC MEDIUM SAND FINISH | COLOR: BLDG DB LIGHT GRAY |
| B | BARNWOOD | ELDORADO STONE | VINTAGE RANCH | COLOR: "STRATUSWOOD" |
| C | HOLLOW METAL DOOR | - | 3'-0" x 7'-0" | COLOR: MATCH ADJACENT WALL FINISH COLOR |
| D | METAL PARAPET CAP | WESTERN STATES | METAL FLASHING | COLOR: PACIFIC BLUE |
| E | STOREFRONT SYSTEM | KAWNEER OR APPROVED EQUAL | ALUMINUM STOREFRONT SYSTEM W/ 1" CLEAR INSULATED GLAZING VALUE: (U=0.29, SHGC = .028) | COLOR: CLEAR ANODIZED |

ZONE 2 (TOWER)

- | | | | | |
|-------------------------------|--|----------------|--|---------------------------------------|
| F | HORIZONTAL
RIBBED METAL | WESTERN STATES | TAYLOR METAL C-1 PROFILE | COLOR:
PACIFIC BLUE |
| ZONE 3 (BASE) | | | | |
| G | 8" x 2" x 16" AND
8" x 4" x 16"
BLOCK VENEER | SUPERLITE | STANDARD SPLIT FACE BLOCK | COLOR:
BLDG DB DARK GRAY |
| H | 2" x 2" x 16"
BLOCK CAP | SUPERLITE | STANDARD SMOOTH FACE BLOCK | COLOR:
BLDG DB DARK GRAY |
| ZONE 4 (FRAMED CANOPY) | | | | |
| J | FASCIA | - | METAL FASCIA, FLAT | COLOR: (3 SIDES)
BLDG DB DARK GRAY |
| K | SOFFIT | HEWN ELEMENTS | NATURAL NORTHWESTERN SPRUCE | 1x8, T&G
1/8" REVEAL |
| L | STUCCO
COLUMN | - | 3-COAT SYSTEM WITH ACRYLIC MEDIUM
SAND FINISH | COLOR:
BLDG DB LIGHT GRAY |
| M | METAL
PARAPET CAP | WESTERN STATES | METAL FLASHING | COLOR:
BLDG DB DARK GRAY |
| P | PRE-FABRICATED
METAL CANOPY | - | - | COLOR:
BLDG DB DARK GRAY |

MATERIAL COVERAGE:

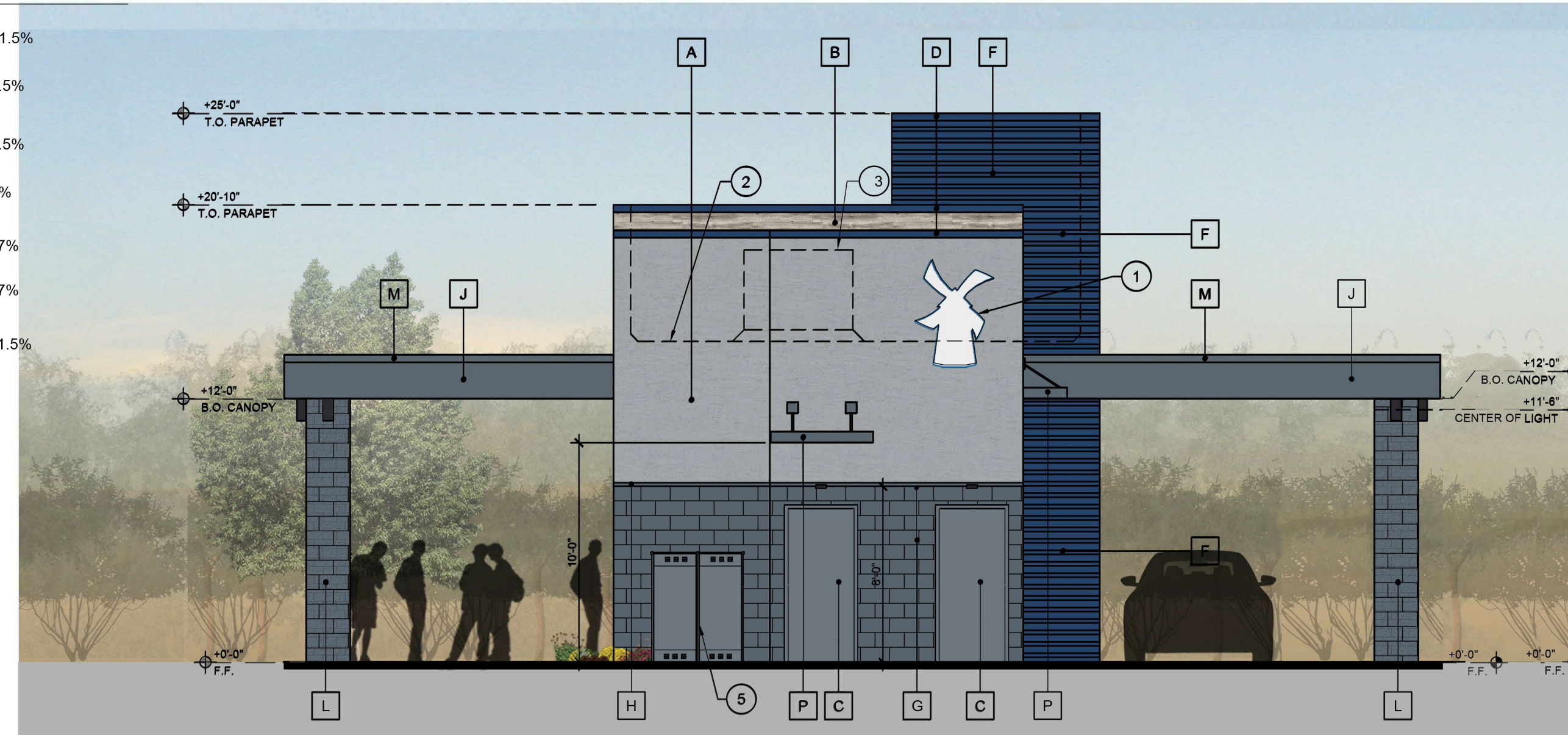
STUCCO	19.5%
BARNWOOD	31.5%
BLUE METAL PARAPET CAP	1.5%
STOREFRONT SYSTEM	4.5%
BLUE HORIZONTAL RIBBED METAL	23%
BLOCK VENEER	15.5%
DARK GRAY METAL	4.5%



SCALE: 3/16" = 1'-0"

MATERIAL COVERAGE:


STUCCO	41.5%
BARNWOOD	2.5%
BLUE METAL PARAPET CAP	2.5%
HOLLOW METAL DOOR	8%
BLUE HORIZONTAL RIBBED METAL	17%
BLOCK VENEER	17%
DARK GRAY METAL	11.5%



SCALE: 3/16" = 1'-0"

MATERIAL COVERAGE:

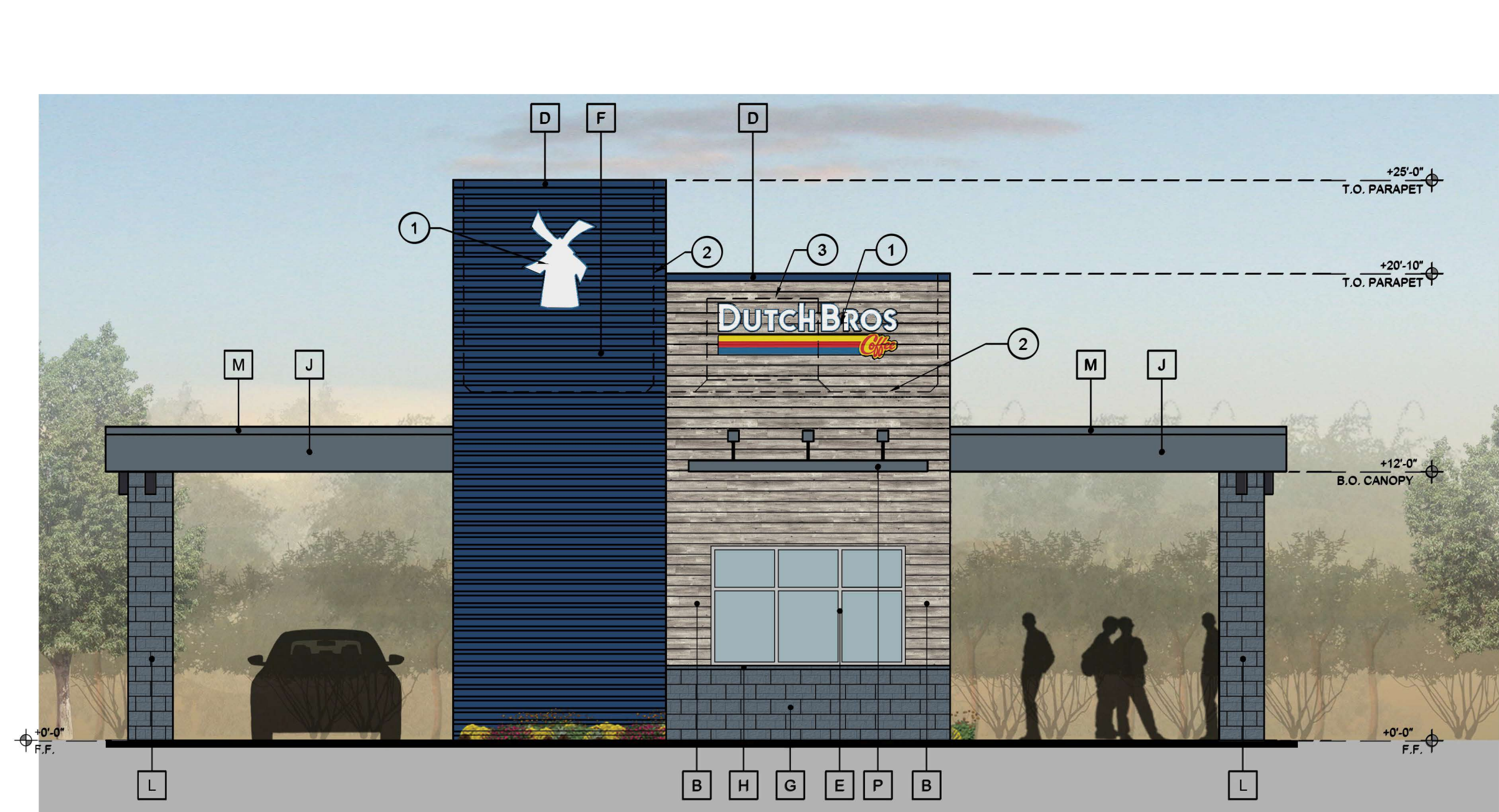
STUCCO	22%
BARNWOOD	39.5%
HOLLOW METAL DOOR	2%
BLUE METAL PARAPET CAP	2%
STOREFRONT SYSTEM	6%
BLUE HORIZONTAL RIBBED METAL	7%
BLOCK VENEER	16%
DARK GRAY METAL	5.5%




SCALE: 3/16" = 1'-0"

MATERIAL COVERAGE:

STUCCO	8%
BARNWOOD	25.5%
BLUE METAL PARAPET CAP	1%
STOREFRONT SYSTEM	9%
BLUE HORIZONTAL RIBBED METAL	38.5%
BLOCK VENEER	7%
DARK GRAY METAL	11%



SCALE: 3/16" = 1'-0"



©2022 OWNERSHIP OF SERVICE --
All reports, plans, specifications, notes
and information prepared by PHNX
DESIGN and their consultants shall
remain the property thereto. PHNX
DESIGN shall retain all common law,
statutory and other reserved rights,
including the copyright thereto.



4 PERSPECTIVE - NORTHEAST

SCALE: 3/16" = 1'-0"



3 PERSPECTIVE - NORTHWEST

SCALE: 3/16" = 1'-0"



2 PERSPECTIVE - SOUTHWEST

SCALE: 3/16" = 1'-0"



1 PERSPECTIVE - SOUTHEAST

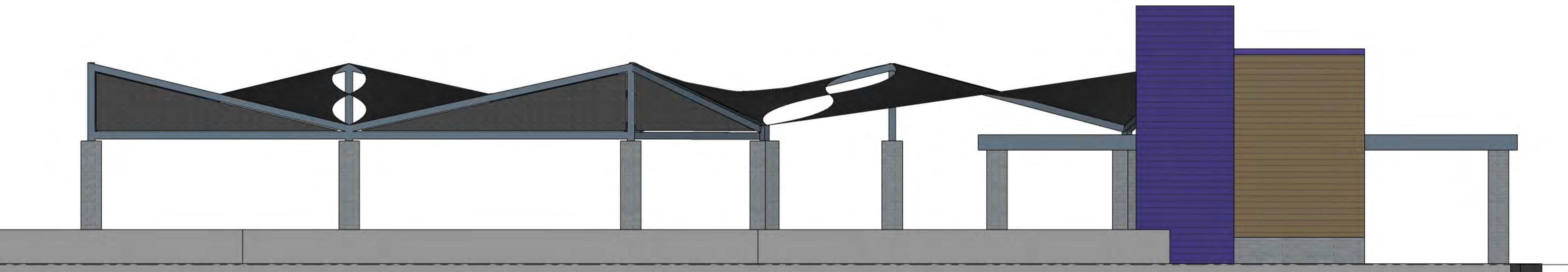
SCALE: 3/16" = 1'-0"

Dutch Bros
202 / Recker
Concept 1 REV 2
By: Josh Henderson
Shared on 6/20/2022

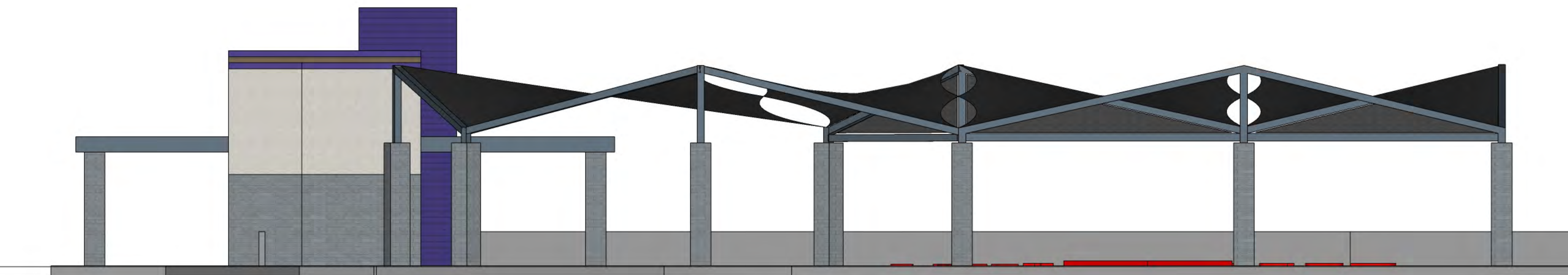
Plan View

Concept 1
REV 2

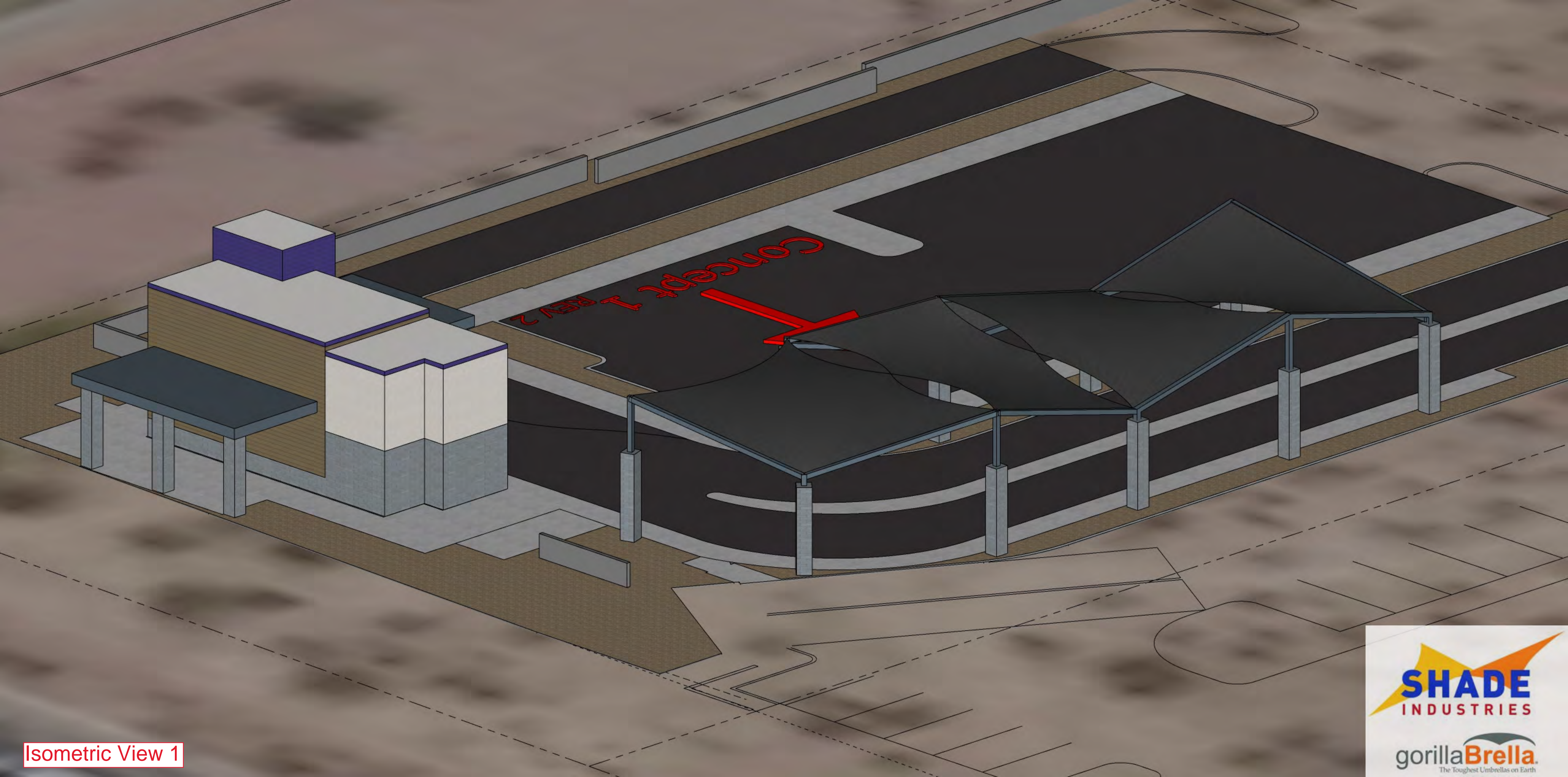




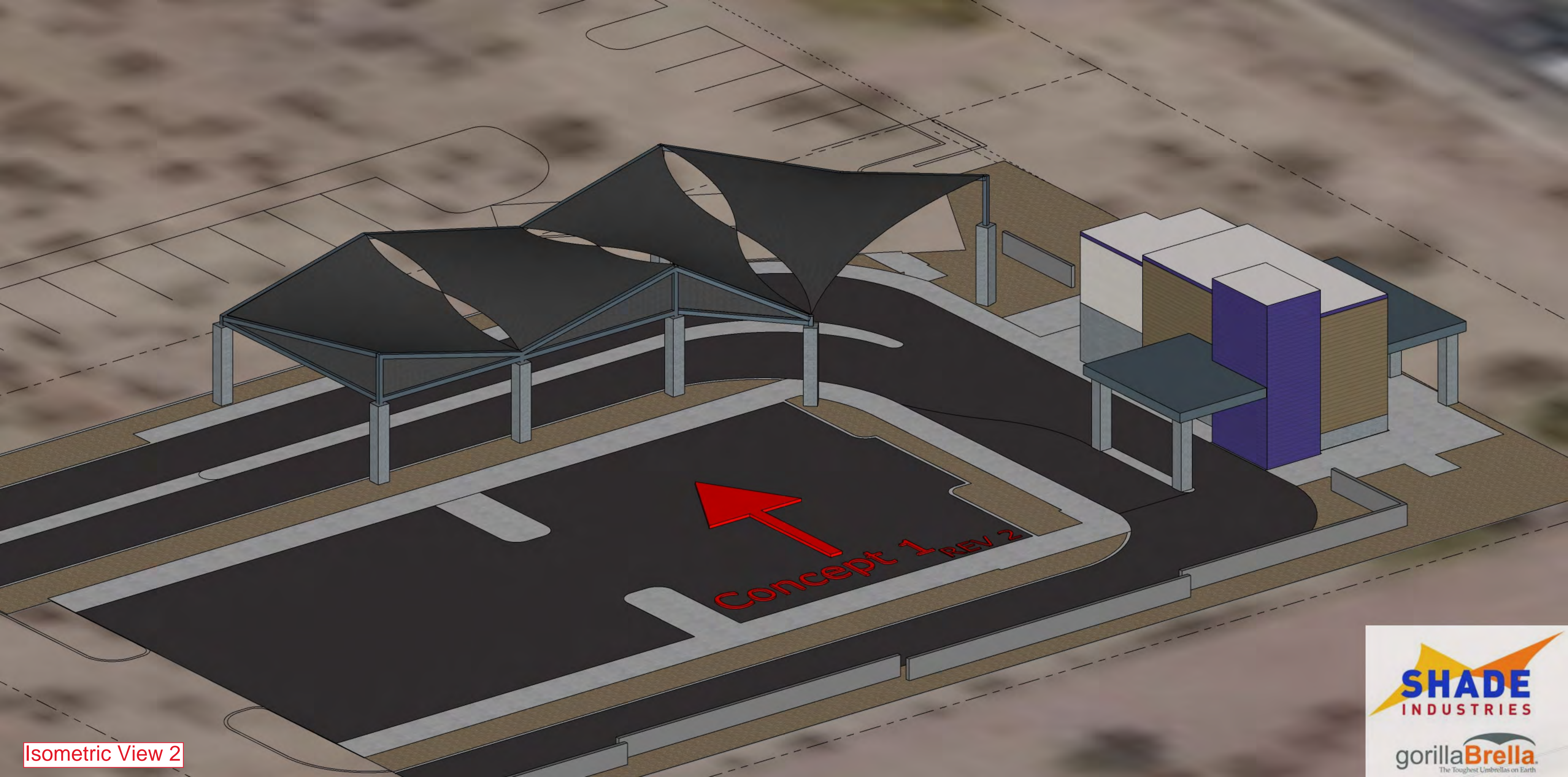
Elevation View 1




Elevation View 2



Isometric View 1




Isometric View 2



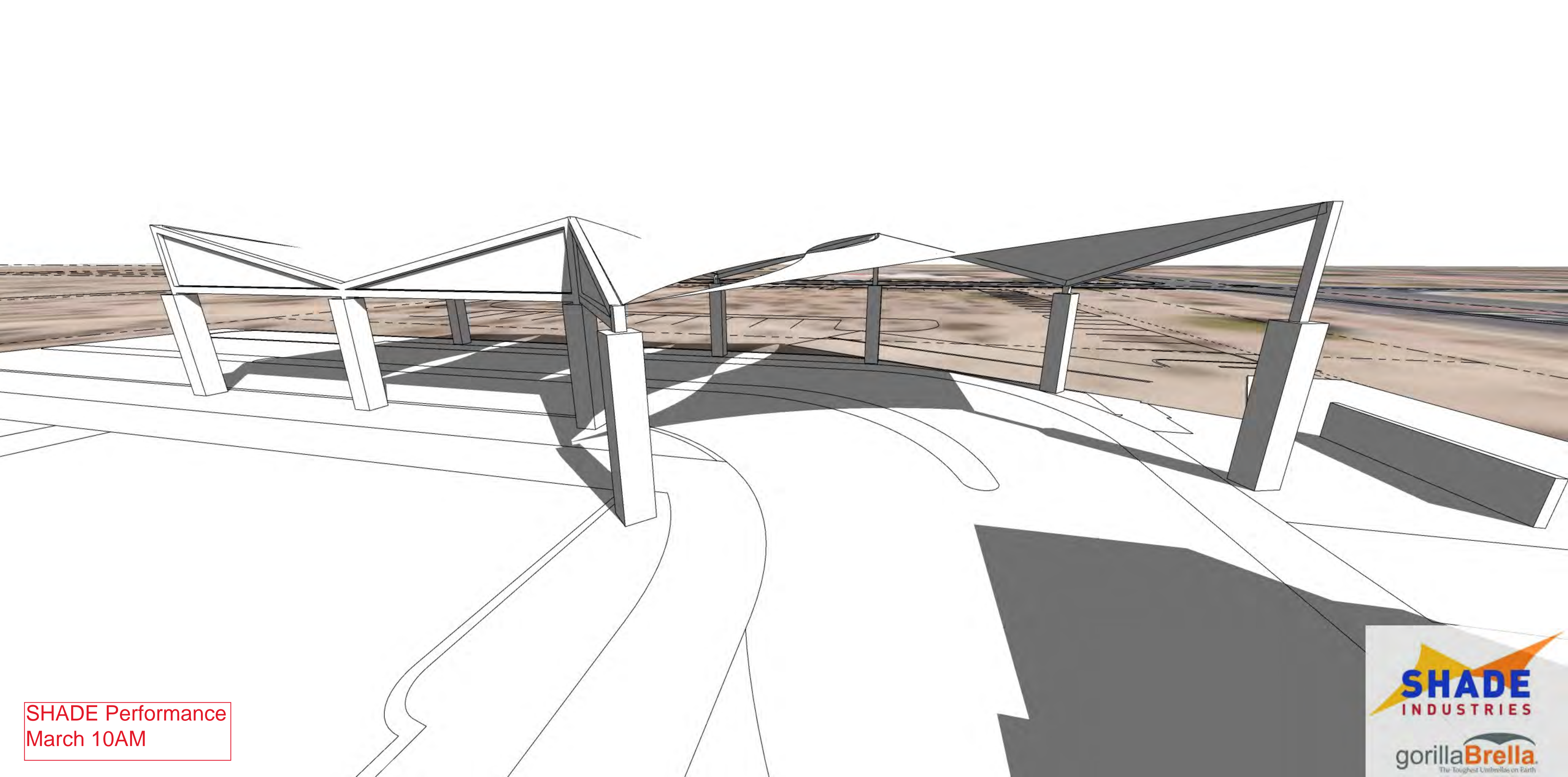
Perspective View 1





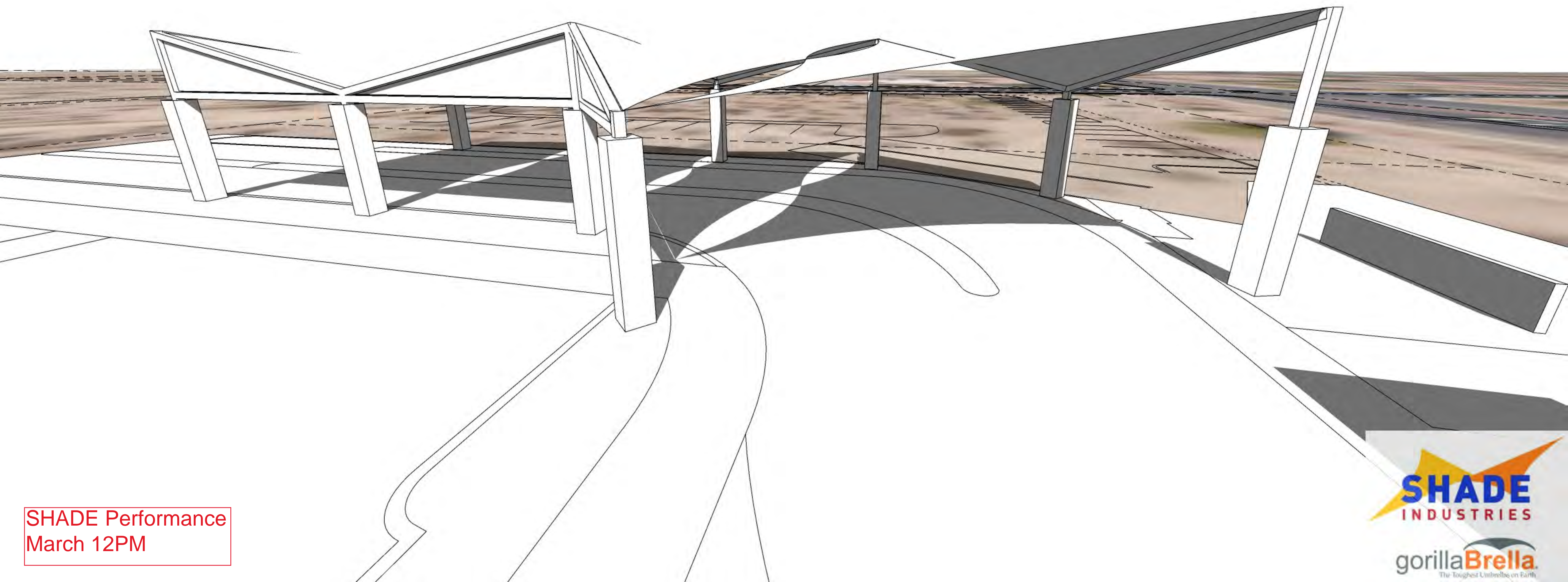
Perspective View 2





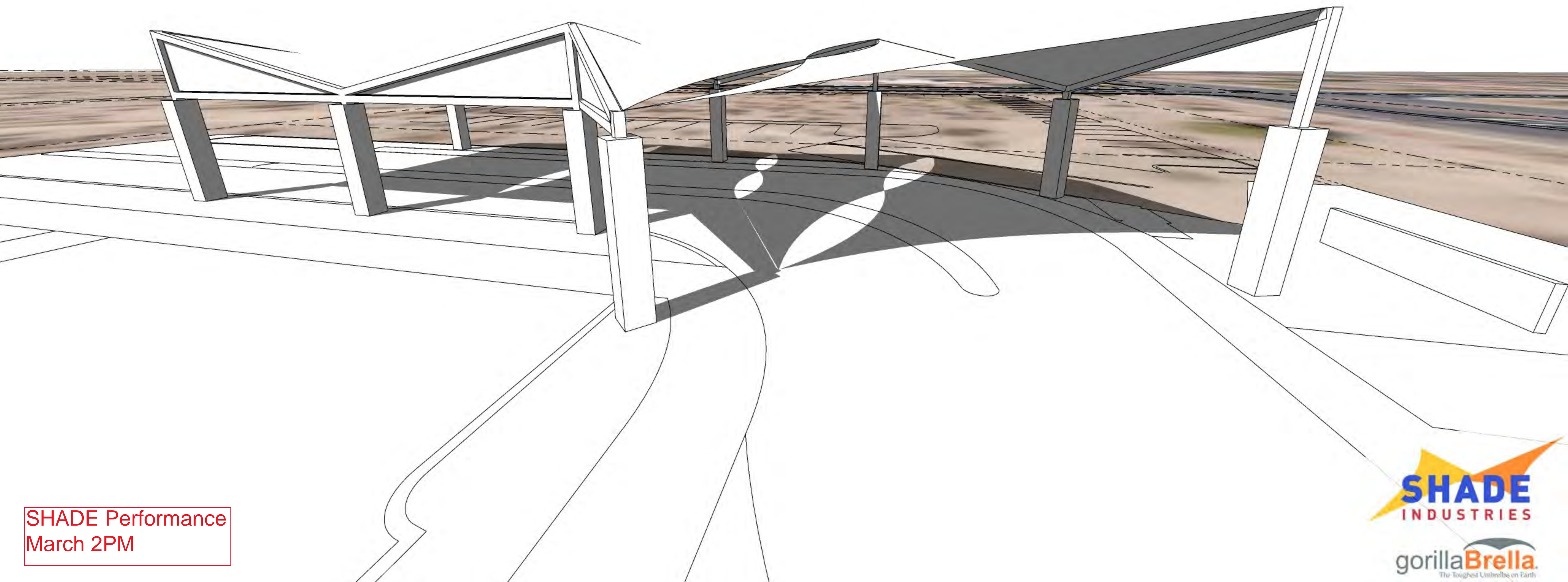
SHADE Performance
March 10AM





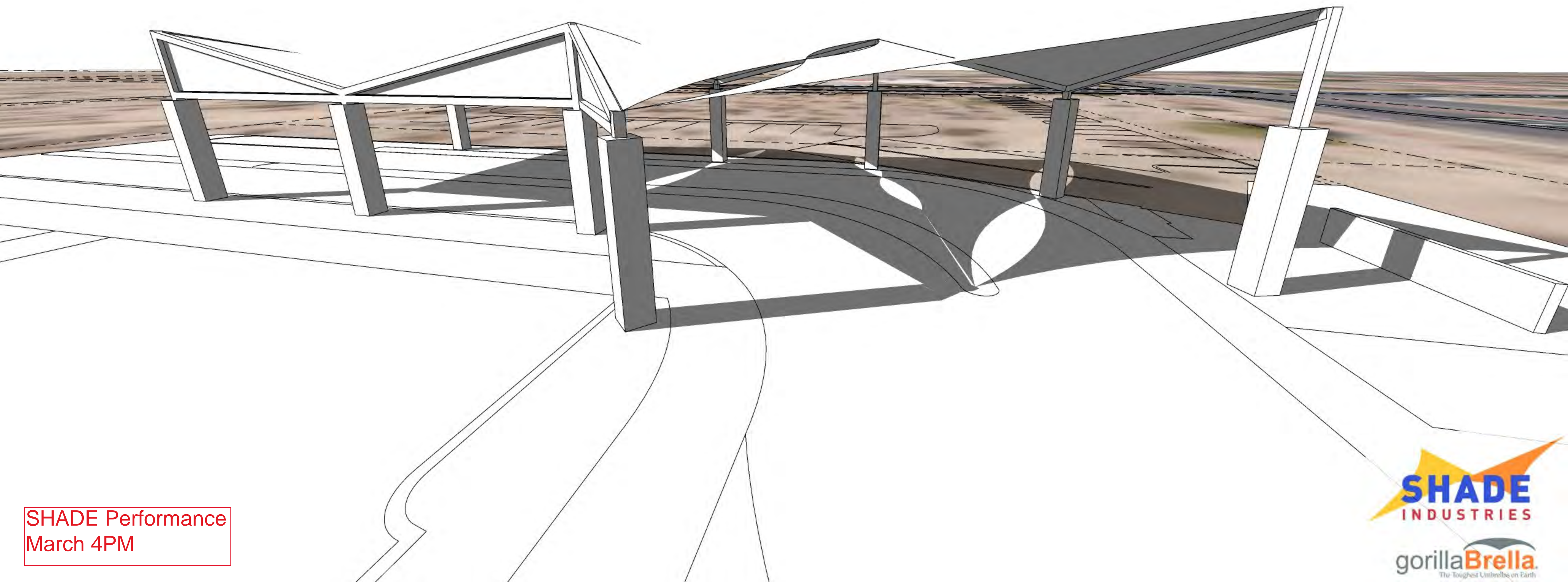
SHADE Performance
March 12PM





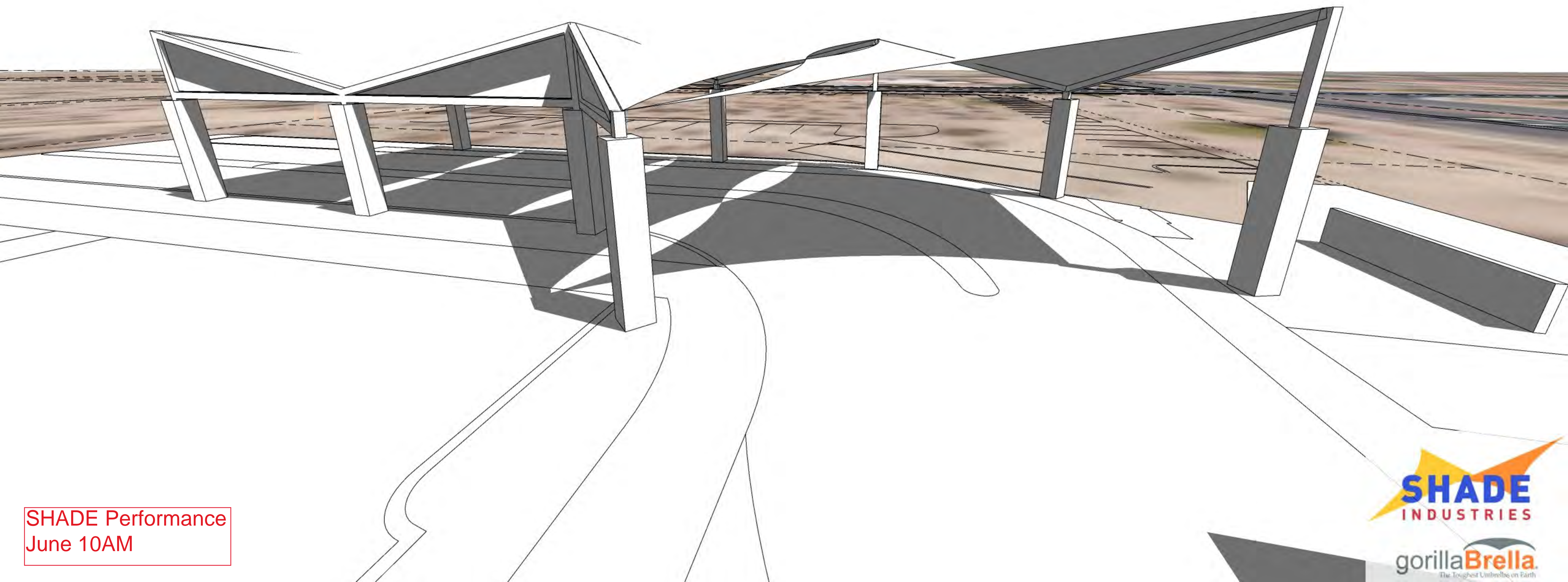
SHADE Performance
March 2PM





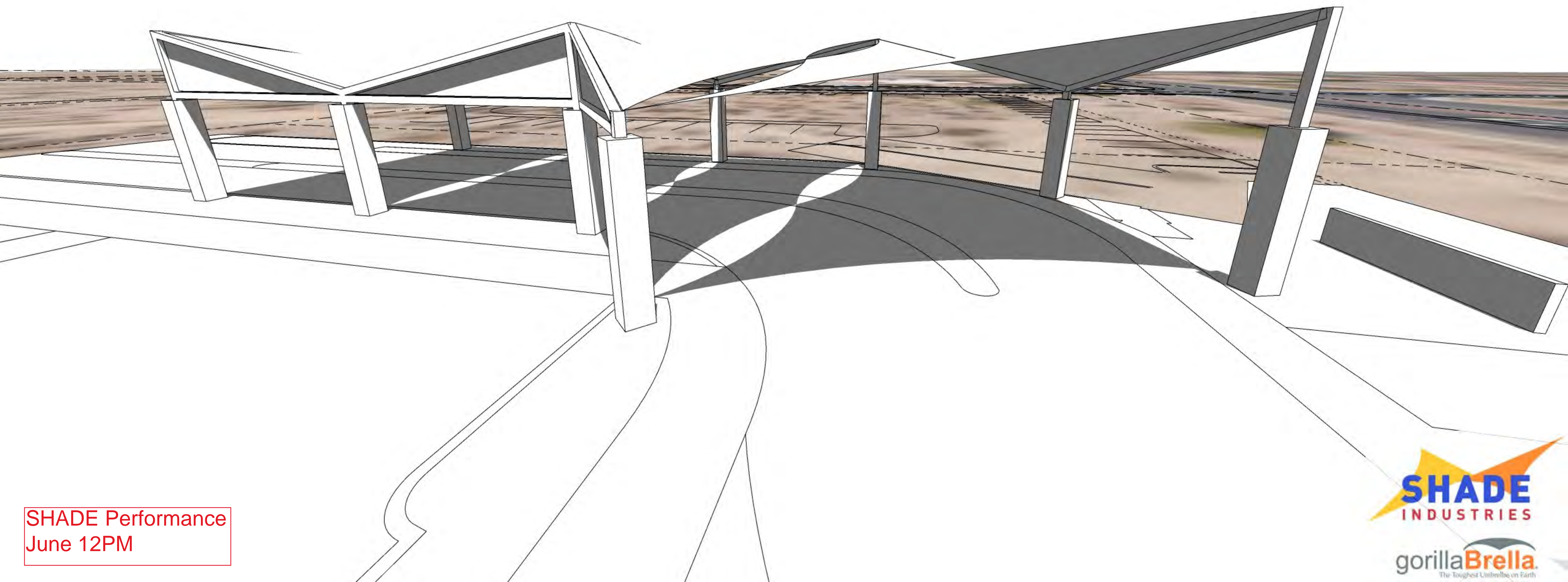
SHADE Performance
March 4PM





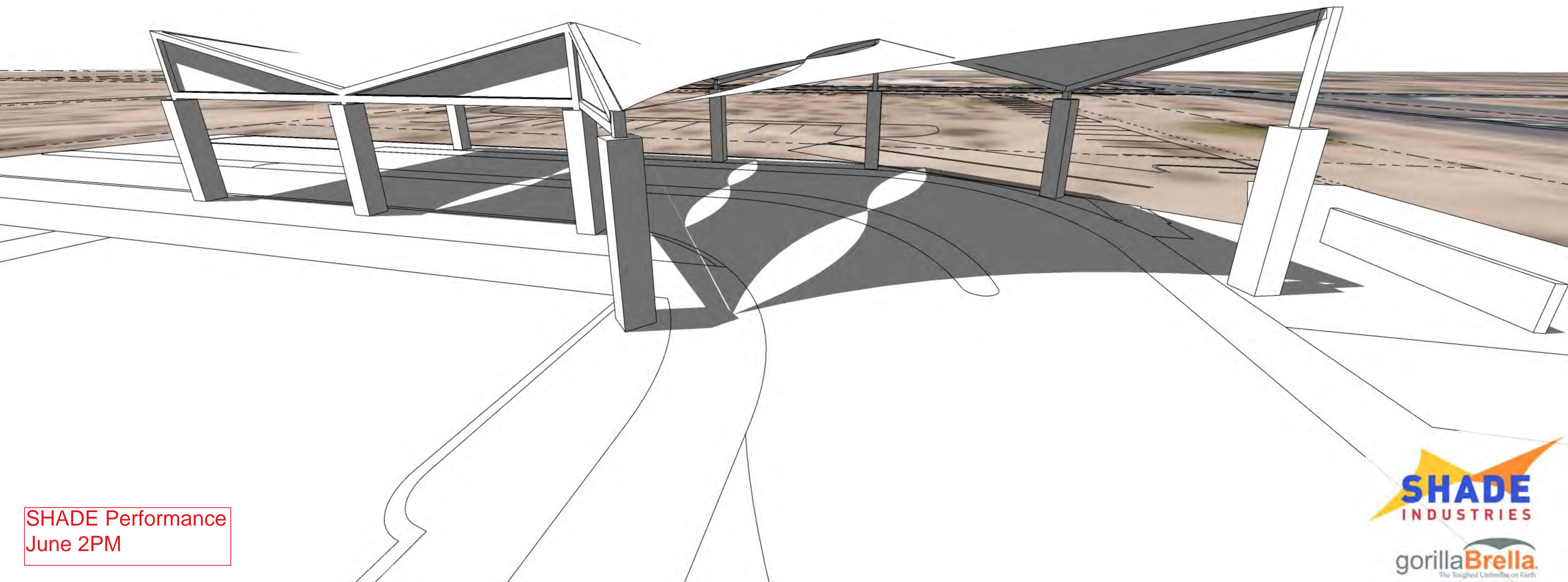
SHADE Performance
June 10AM





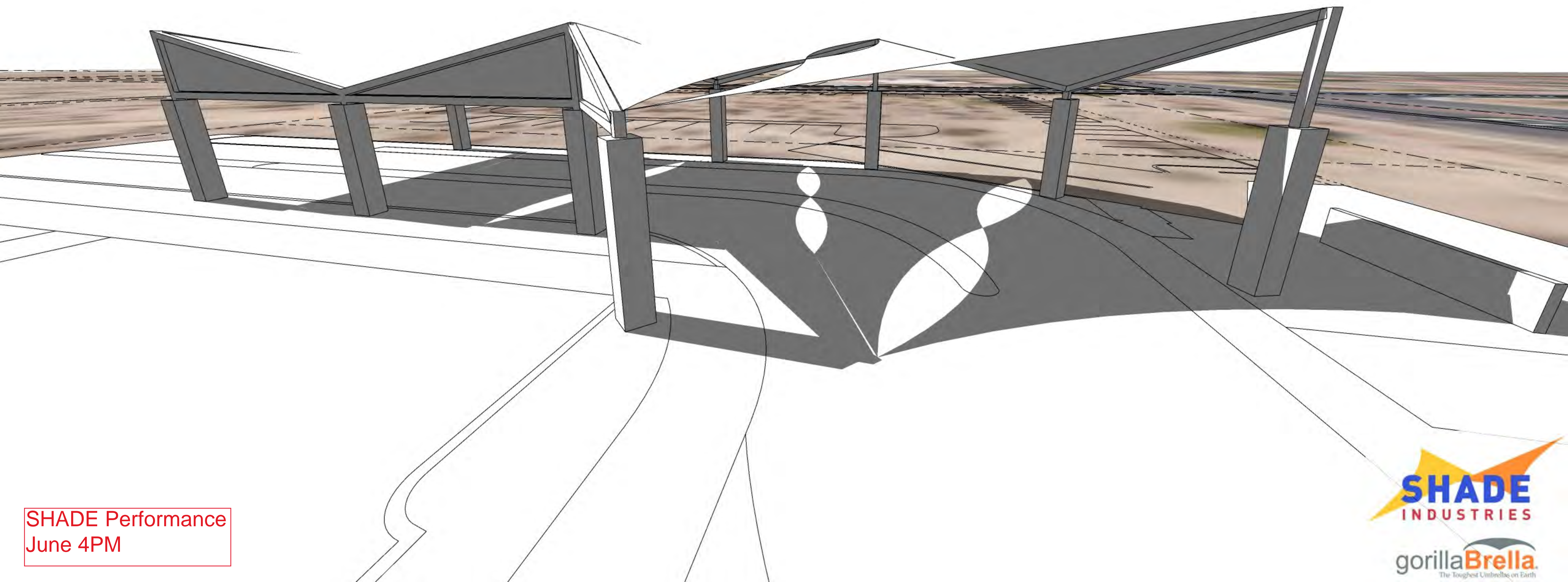
SHADE Performance
June 12PM





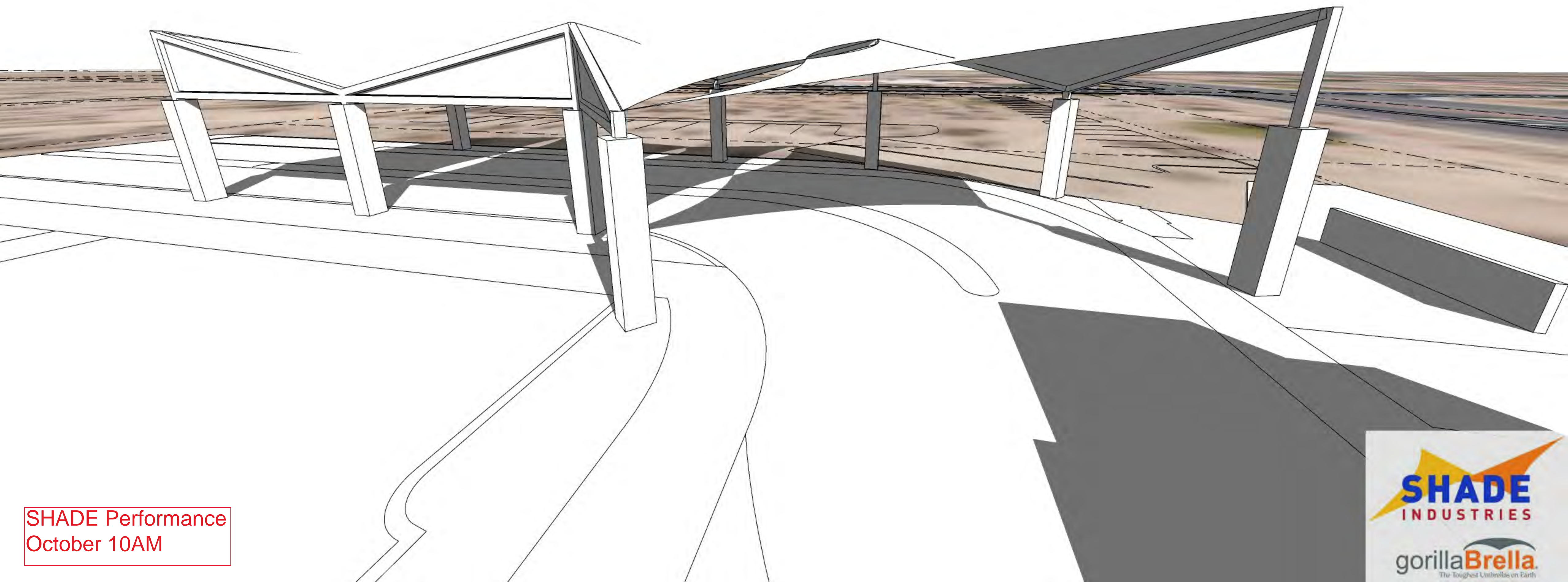
SHADE Performance
June 2PM





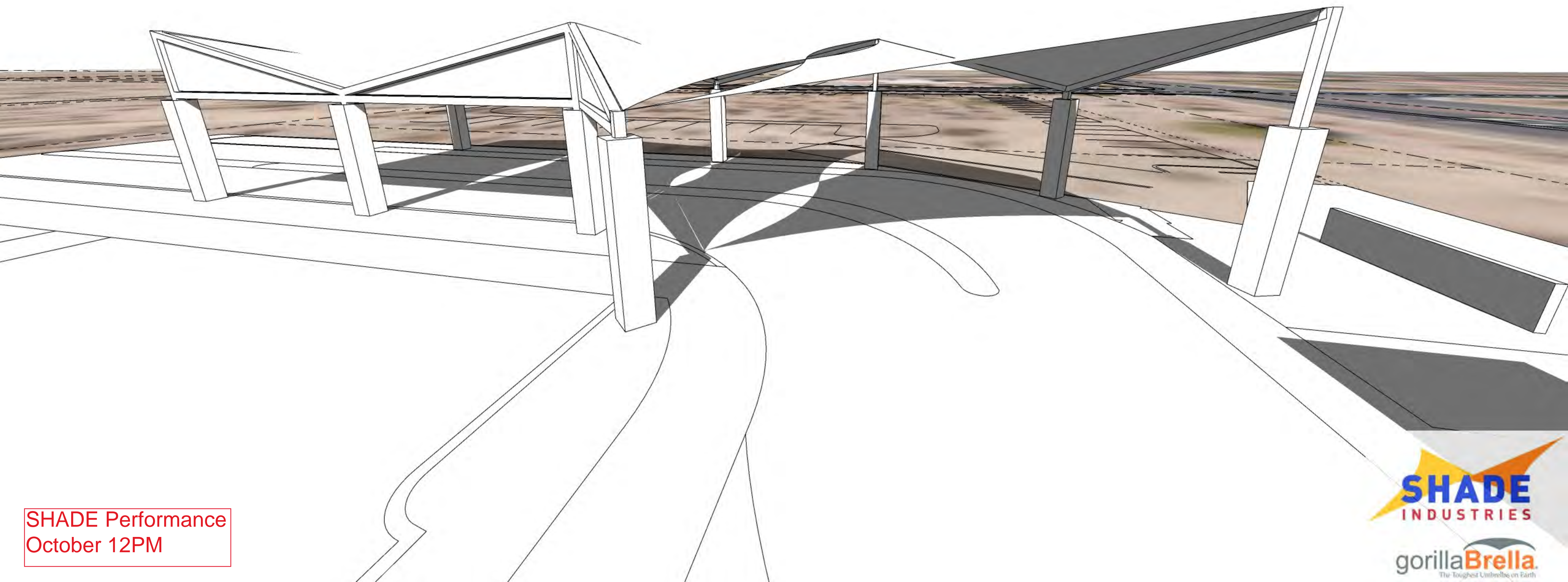
SHADE Performance
June 4PM





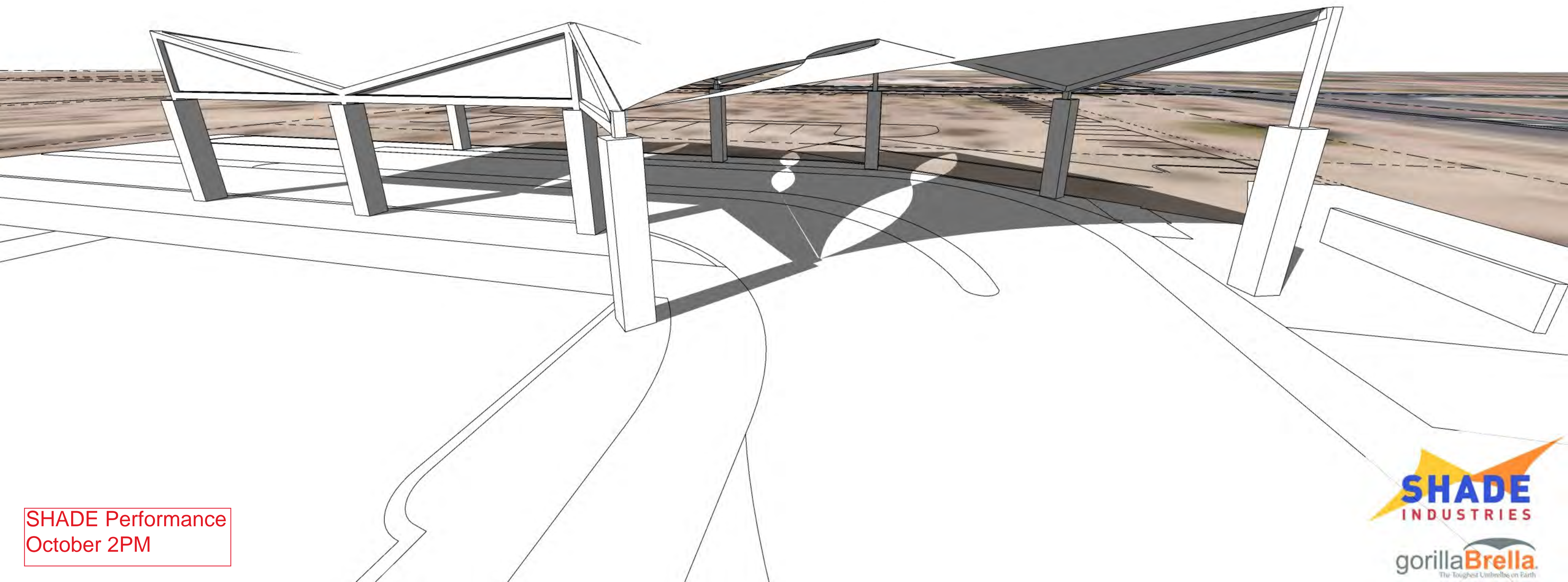
SHADE Performance
October 10AM





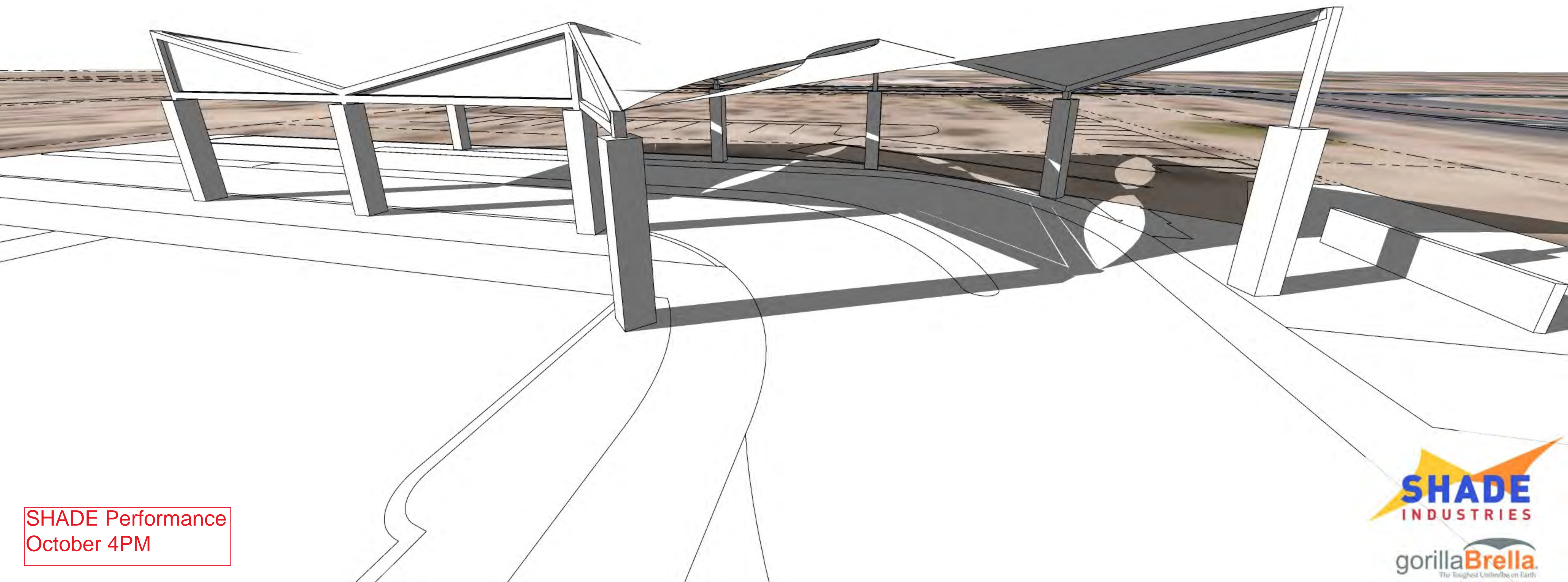
SHADE Performance
October 12PM





SHADE Performance
October 2PM



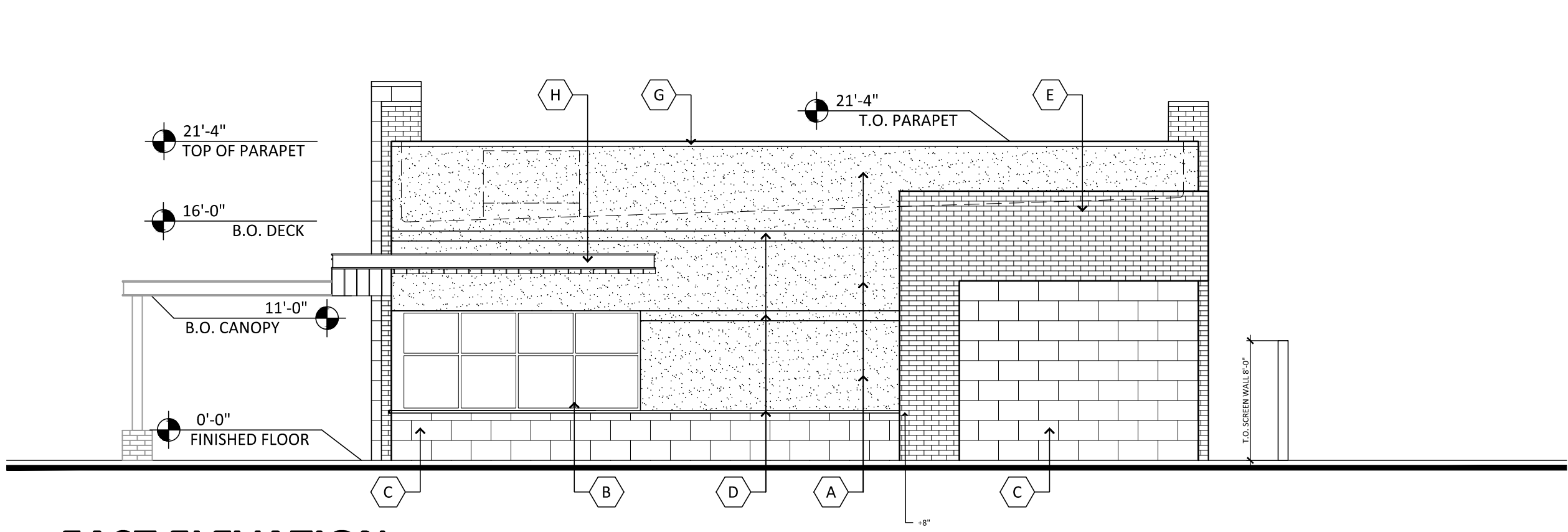


SHADE Performance
October 4PM



FINISH PERCENTAGES

STUCCO	-	49%
BRICK VENEER	-	15%
TILE	-	26%
GLAZING	-	10%

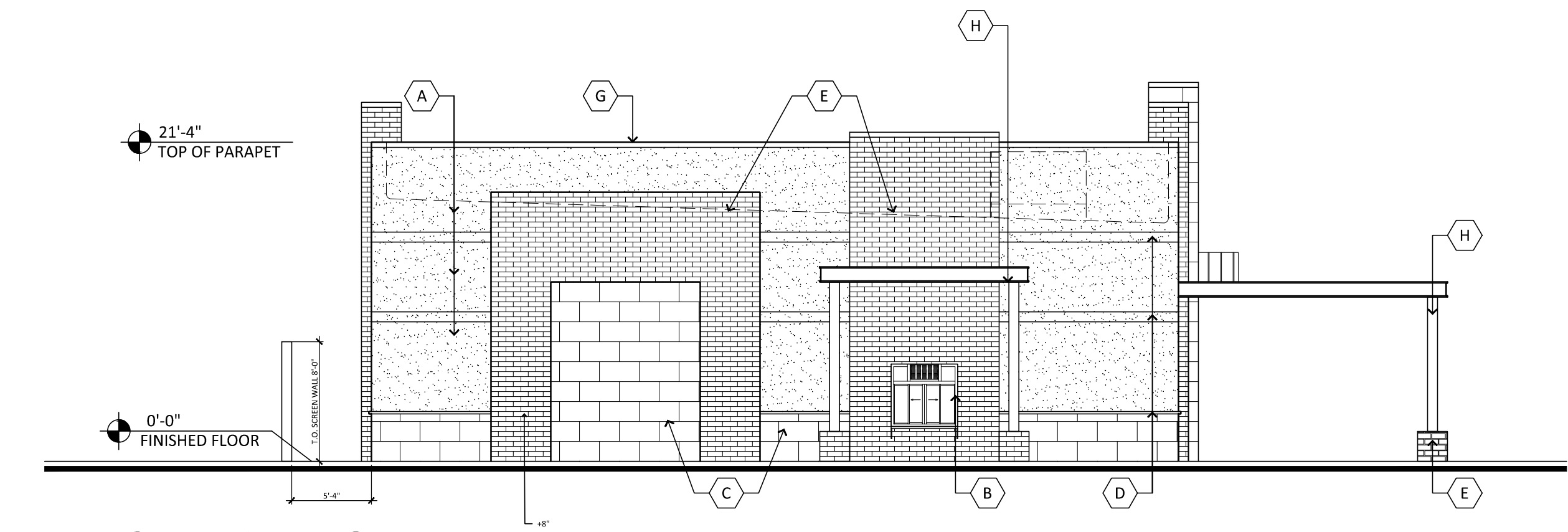


EAST ELEVATION

SCALE: 1/8"=1'-0"

FINISH PERCENTAGES

STUCCO	-	45%
BRICK VENEER	-	35%
TILE	-	18%
GLAZING	-	2%



WEST ELEVATION

SCALE: 1/8"=1'-0"

MATERIAL AND COLORS

A STUCCO - PAINT COLOR TO MATCH:
FINISH: FINE SAND
MFG: SHERWIN WILLIAMS
COLOR: NATURAL TAN
SPEC #: SW 7567

B STOREFRONT MULLION:
MFG: KAWNEER
COLOR: CLEAR ANODIZED

C TILE:
MFG: DALTILE
COLOR: CALCATTA ARIES
SPEC: PANORAMIC PORCELAIN SURFACES

D STUCCO - PAINT COLOR TO MATCH:
FINISH: FINE SAND
MFG: SHERWIN WILLIAMS
COLOR: ANONYMOUS
SPEC #: SW 7046

E THIN BRICK VENEER:
FINISH: GRAIN
MFG: SUMMIT BRICK
COLOR: ESPRESSO

F THIN BRICK VENEER:
FINISH: GRAIN
MFG: SUMMIT BRICK
COLOR: THISTLEDOWN

G METAL PARAPET CAP:
MFG: MBCI
COLOR: MIDNIGHT BRONZE

H METAL CANOPY & AWNINGS:
MFG: MBCI
COLOR: COLONIAL RED

J PAINTED HOLLOW METAL DOORS:
MFG: SHERWIN WILLIAMS
COLOR: ANONYMOUS
SPEC #: SW 746

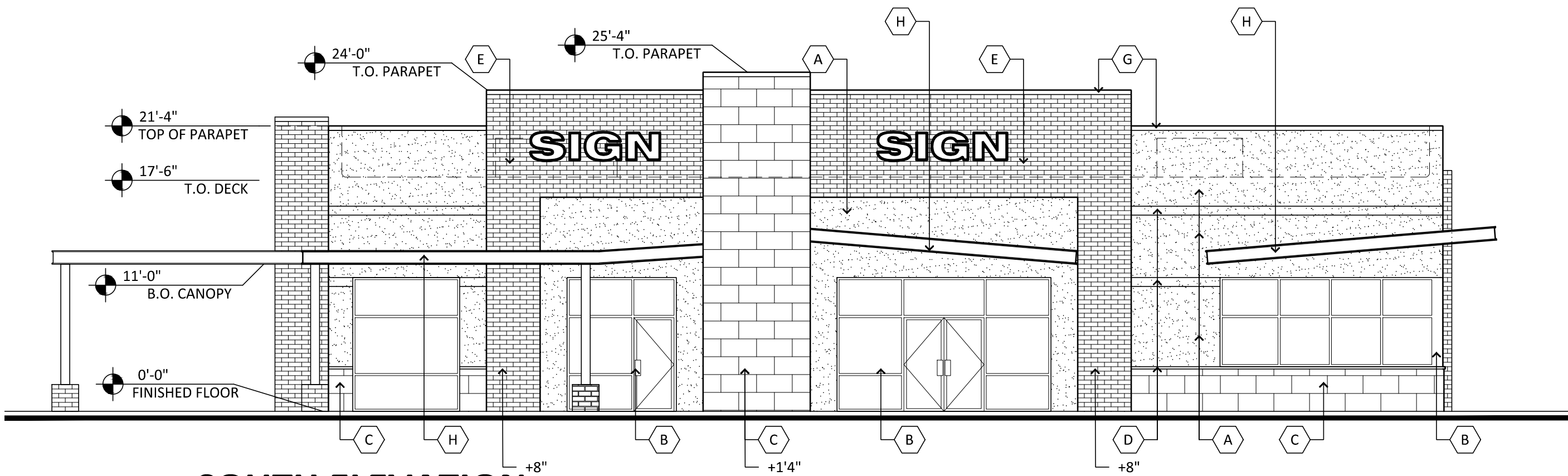
FINISH PERCENTAGES-OVERALL TOTAL

STUCCO	-	45%
BRICK VENEER	-	26%
TILE	-	20%
GLAZING	-	9%

*NOTE ALL DOWN-SPOUTS WILL BE INTERNALIZED

FINISH PERCENTAGES

STUCCO	-	39%
BRICK VENEER	-	23%
TILE	-	15%
GLAZING	-	23%

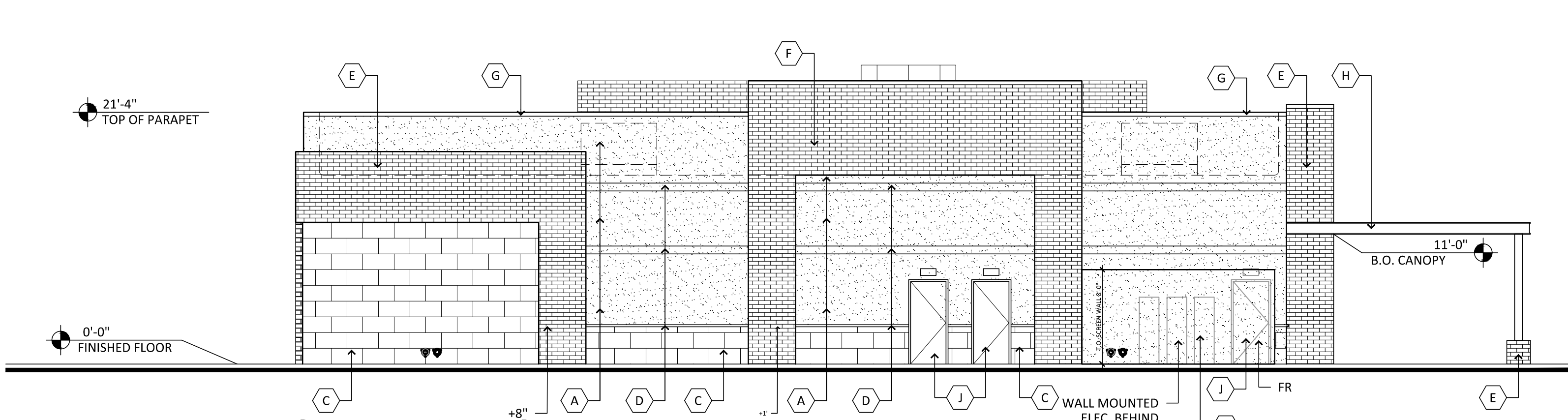


SOUTH ELEVATION

SCALE: 1/8"=1'-0"

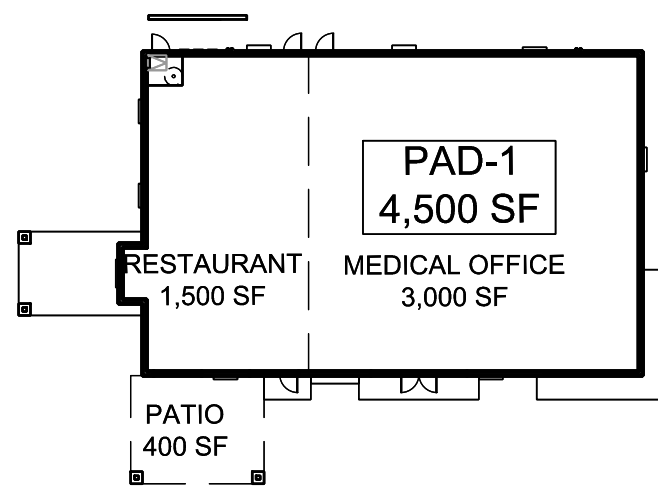
FINISH PERCENTAGES

STUCCO	-	48%
BRICK VENEER	-	30%
TILE	-	22%
GLAZING	-	0%



NORTH ELEVATION

SCALE: 1/8"=1'-0"



KEY MAP

SCALE: 1/32"=1'-0"



CASE # PRS21-00670
CASE # ZON22-00546
CASE # DRB22-00547

RECKER & 202 RETAIL

NWC OF RECKER ROAD AND LOOP 202
3358 N RECKER ROAD MESA AZ 85215
DATE: 10-20-2022 (PRELIMINARY)



© 2022 RKAA ARCHITECTS, INC. ALL RIGHTS RESERVED. THIS DRAWING IS AN INSTRUMENT OF SERVICE. IT IS THE PROPERTY OF RKAA ARCHITECTS, INC. AND MAY NOT BE DUPLICATED, USED OR DISCLOSED WITHOUT WRITTEN PERMISSION OF THE ARCHITECT.

EL-1

RKAA# 21065.00



MATERIAL COVERAGE:

A	STUCCO	30%
G	BLOCK VENEER	20%
C	HOLLOW METAL DOOR	50%

MATERIAL COVERAGE:

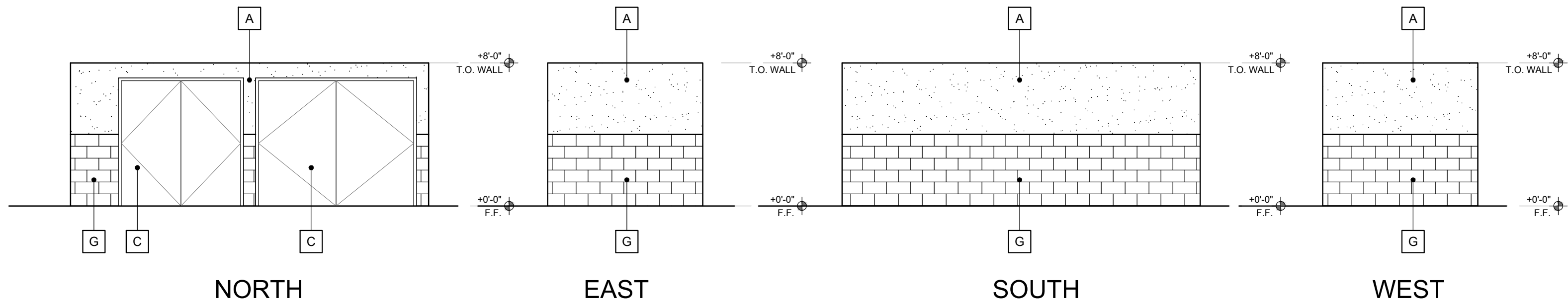
A	STUCCO	50%
G	BLOCK VENEER	50%

MATERIAL COVERAGE:

A	STUCCO	50%
G	BLOCK VENEER	50%

MATERIAL COVERAGE:

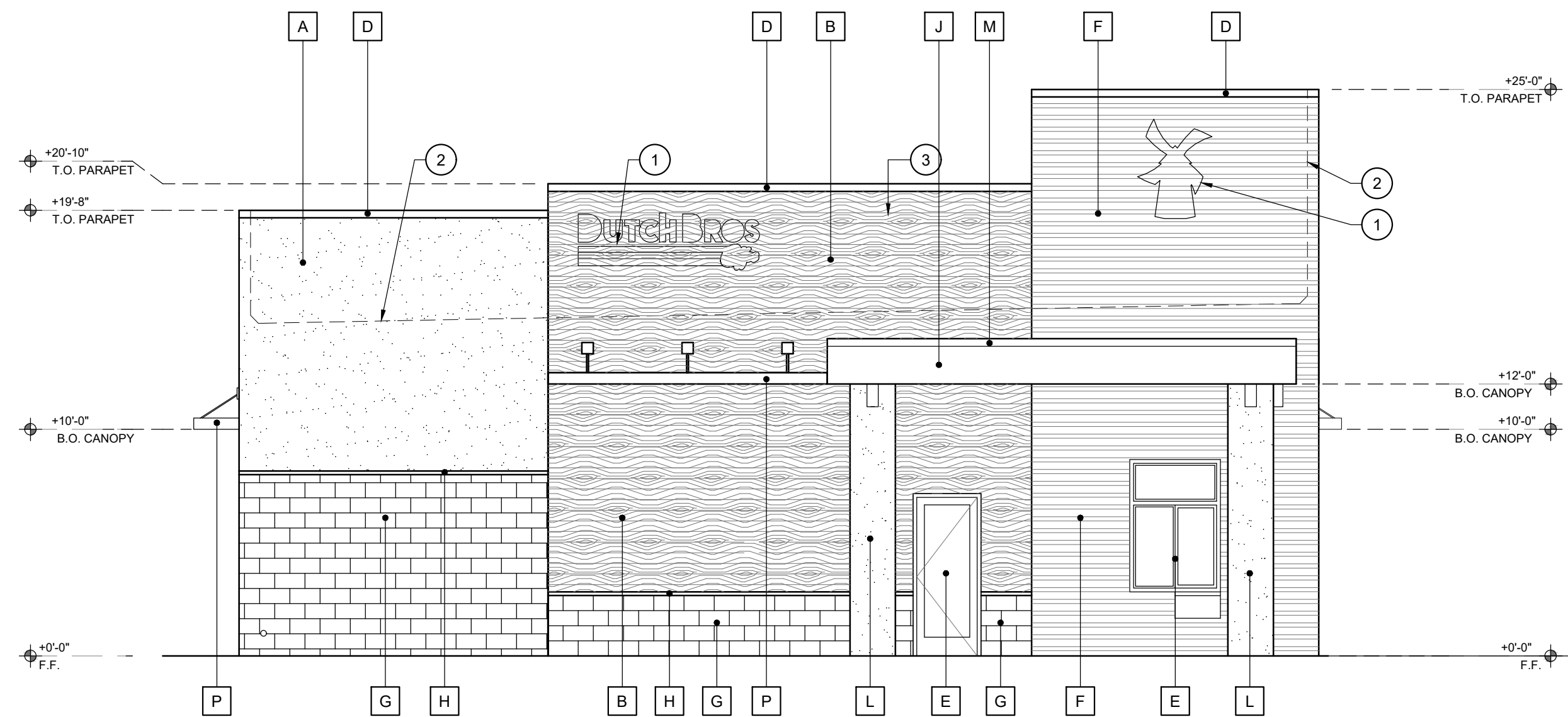
A	STUCCO	50%
G	8" x 2" x 16" AND 8" x 4" x 16" BLOCK VENEER	50%



5 MILK CRATE ELEVATION

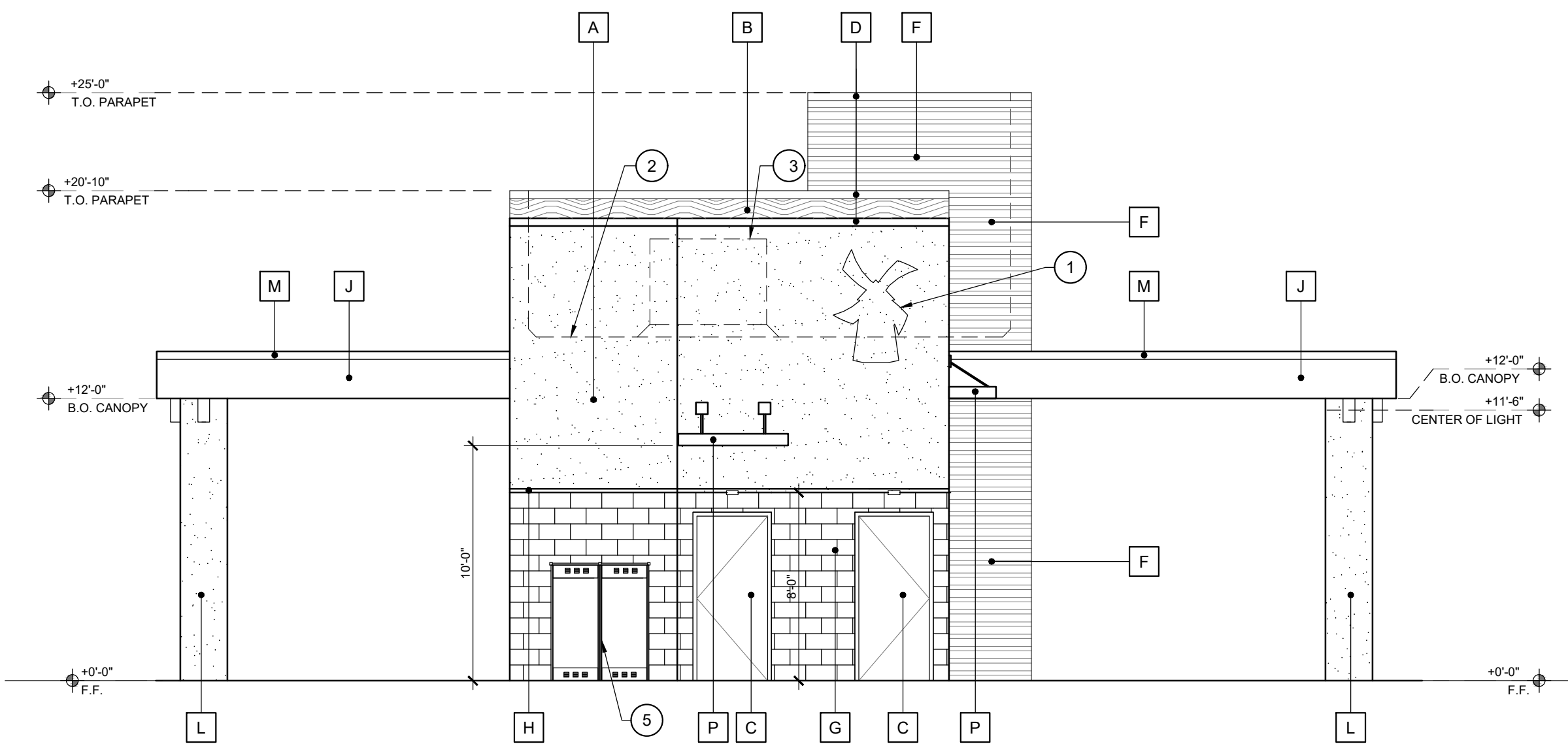
MATERIAL COVERAGE:

STUCCO	19.5%
BARNWOOD	31.5%
BLUE METAL PARAPET CAP	1.5%
STOREFRONT SYSTEM	4.5%
BLUE HORIZONTAL RIBBED METAL	23%
BLOCK VENEER	15.5%
DARK GRAY METAL	4.5%



MATERIAL COVERAGE:

STUCCO	41.5%
BARNWOOD	2.5%
BLUE METAL PARAPET CAP	2.5%
HOLLOW METAL DOOR	8%
BLUE HORIZONTAL RIBBED METAL	17%
BLOCK VENEER	17%
DARK GRAY METAL	11.5%

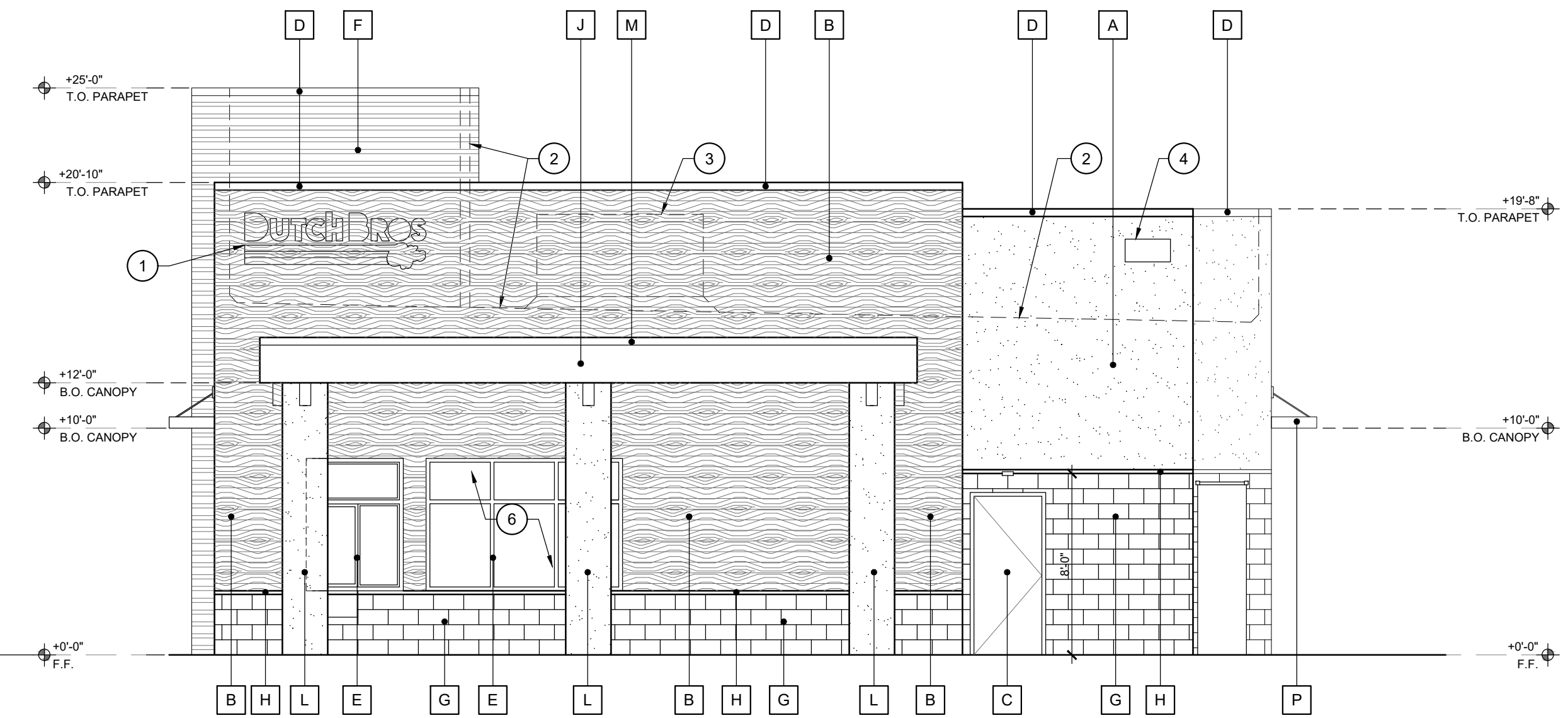


4 EAST ELEVATION (DRIVE THRU WINDOW)

SCALE: 3/16" = 1'-0"

MATERIAL COVERAGE:

STUCCO	22%
BARNWOOD	39.5%
HOLLOW METAL DOOR	2%
BLUE METAL PARAPET CAP	2%
STOREFRONT SYSTEM	6%
BLUE HORIZONTAL RIBBED METAL	7%
BLOCK VENEER	16%
DARK GRAY METAL	5.5%



2 WEST ELEVATION (WALK UP WINDOW)

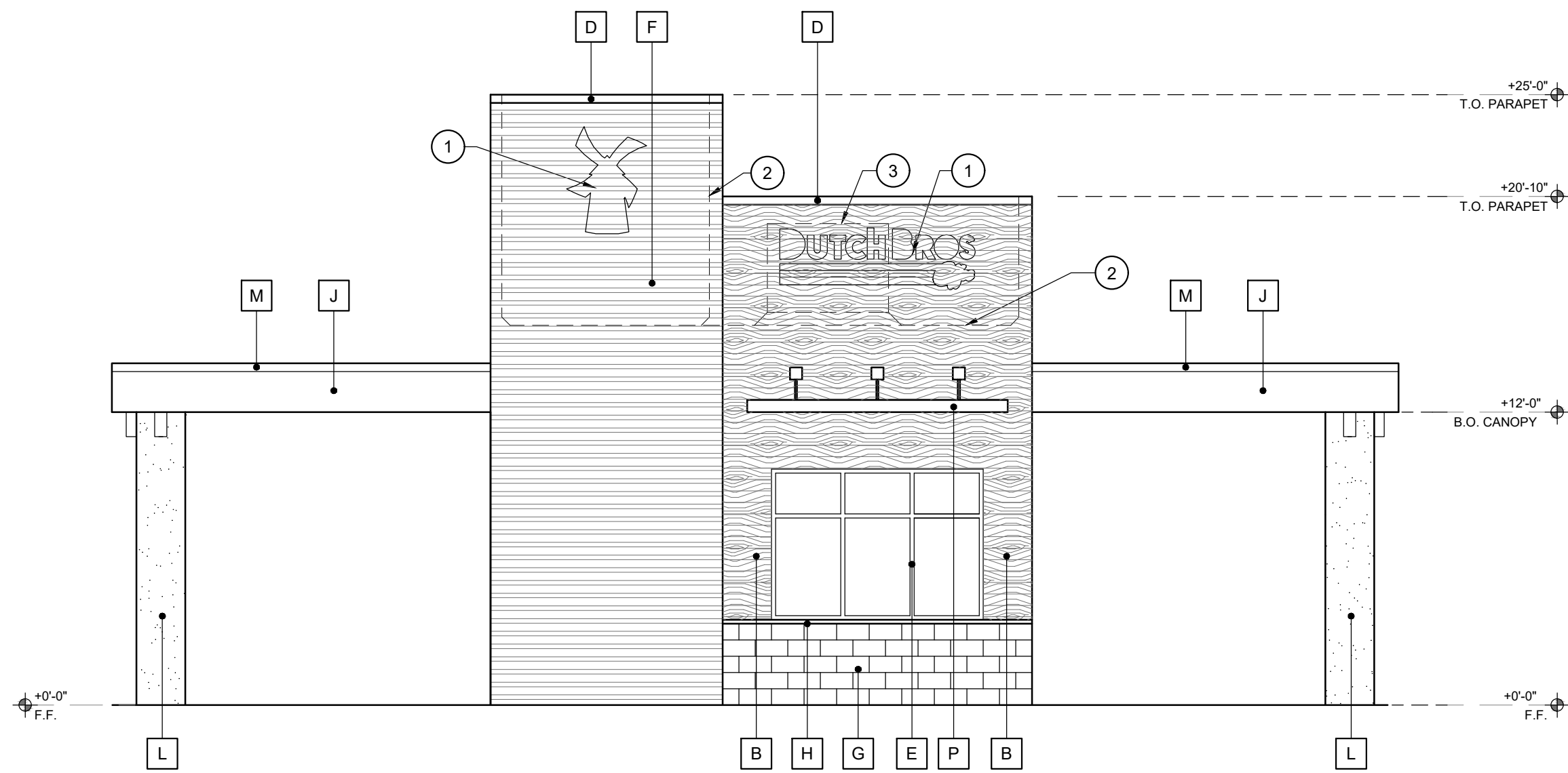
SCALE: 3/16" = 1'-0"

3 SOUTH ELEVATION (REAR ELEVATION)

SCALE: 3/16" = 1'-0"

MATERIAL COVERAGE:

STUCCO	8%
BARNWOOD	25.5%
BLUE METAL PARAPET CAP	1%
STOREFRONT SYSTEM	9%
BLUE HORIZONTAL RIBBED METAL	38.5%
BLOCK VENEER	7%
DARK GRAY METAL	11%



1 NORTH ELEVATION (FRONT ELEVATION)

SCALE: 3/16" = 1'-0"

KEYNOTES

1. SIGNAGE UNDER SEPARATE REVIEW AND PERMIT.
2. DASHED INDICATES LINE OF ROOF BEYOND.
3. MECHANICAL ROOF TOP UNIT, FULLY SCREENED BY PARAPET.
4. BUILDING ADDRESS, VERIFY NUMBER, LOCATION AND EXACT SIZE WITH THE MUNICIPAL.
5. SERVICE ENTRANCE SECTION (SES) FULLY ENCLOSED AND PAINTED TO MATCH ADJACENT WALL COLOR.
6. PROVIDE BLUE SPANDREL GLASS AT THIS WINDOW ONLY.

ELEVATION NOTES

1. A CHANGE IN WALL PLANE OCCURRING AT EVERY CHANGE IN MATERIAL.
2. DOWNSPOUTS TO BE INTERNALIZED.

FINISH SCHEDULE

ID TAG	MATERIAL	MANUFACTURER	MODEL	REMARKS
ZONE 1 (BODY)				
A	STUCCO	-	3-COAT SYSTEM WITH ACRYLIC MEDIUM SAND FINISH	COLOR: BLDG DB LIGHT GRAY
B	BARNWOOD	ELDORADO STONE	VINTAGE RANCH	COLOR: "STRATUSWOOD"
C	HOLLOW METAL DOOR	-	3'-0" x 7'-0"	COLOR: MATCH ADJACENT WALL FINISH COLOR
D	METAL PARAPET CAP	WESTERN STATES	METAL FLASHING	COLOR: PACIFIC BLUE
E	STOREFRONT SYSTEM	KAWNEER OR APPROVED EQUAL	ALUMINUM STOREFRONT SYSTEM W/ 1" CLEAR INSULATED GLAZING VALUE: (U=0.29, SHGC = .028)	COLOR: CLEAR ANODIZED
ZONE 2 (TOWER)				
F	HORIZONTAL RIBBED METAL	WESTERN STATES	TAYLOR METAL C-1 PROFILE	COLOR: PACIFIC BLUE
ZONE 3 (BASE)				
G	8" x 2" x 16" AND 8" x 4" x 16" BLOCK VENEER	SUPERLITE	STANDARD SPLIT FACE BLOCK	COLOR: BLDG DB DARK GRAY
H	2" x 2" x 16" BLOCK CAP	SUPERLITE	STANDARD SMOOTH FACE BLOCK	COLOR: BLDG DB DARK GRAY
ZONE 4 (FRAMED CANOPY)				
J	FASCIA	-	METAL FASCIA, FLAT	COLOR: (3 SIDES) BLDG DB DARK GRAY
K	SOFFIT	HEWN ELEMENTS	NATURAL NORTHWESTERN SPRUCE	1x8, T&G 1/8" REVEAL
L	STUCCO COLUMN	-	3-COAT SYSTEM WITH ACRYLIC MEDIUM SAND FINISH	COLOR: BLDG DB LIGHT GRAY
M	METAL PARAPET CAP	WESTERN STATES	METAL FLASHING	COLOR: BLDG DB DARK GRAY
P	PRE-FABRICATED METAL CANOPY	-	-	COLOR: BLDG DB DARK GRAY