

PARCEL B LANDSCAPE CALCULATIONS

OPEN SPACE AREA	
GROSS SITE AREA	10.27 AC (447,362 SF)
PROPOSED OPEN SPACE AREA	2.50 AC (24%)

STREET TREES		
	REQUIRED	PROVIDED
W SOUTHERN ROAD - 582 LF (1 TREE AND 6 SHRUBS PER 25 LF)	24 TREES 140 SHRUBS	24 TREES 140 SHRUBS
<ul style="list-style-type: none"> TREES <ul style="list-style-type: none"> • PALMS CAN BE SUBSTITUTED FOR 20% OF STREET AND DRIVEWAY TREES • 15G - 15' HT (MIN SIZE) • 24" BOX - 20' HT (50% OF THE TOTAL) • 36" BOX - 25' HT (25% OF THE TOTAL) SHRUBS <ul style="list-style-type: none"> • 5 GAL (50% OF THE TOTAL) • 1GAL (MIN SIZE) 		

LANDSCAPE YARDS		
	REQUIRED	PROVIDED
EAST PROPERTY LINE - 772 LF (3 NON DECIDUOUS AND 20 SHRUBS PER 100 LF)	24 TREES 155 SHRUBS	24 TREES 155 SHRUBS
SOUTH PROPERTY LINE - 582 LF (3 NON DECIDUOUS AND 20 SHRUBS PER 100 LF)	18 TREES 117 SHRUBS	18 TREES 117 SHRUBS
WEST PROPERTY LINE - 751 LF (3 NON DECIDUOUS AND 20 SHRUBS PER 100 LF)	23 TREES 151 SHRUBS	23 TREES 151 SHRUBS
<ul style="list-style-type: none"> TREES <ul style="list-style-type: none"> • 15G - 15' HT (MIN SIZE) • 24" BOX - 20' HT (50% OF THE TOTAL) 		

INTERIOR PARKING LANDSCAPE		
	REQUIRED	PROVIDED
PARKING ISLANDS - 76 ISLANDS (1 SHADE TREE AND 3 SHRUBS PER ISLAND)	78 TREES 234 SHRUBS	78 TREES 234 SHRUBS
NORTH PARKING MEDIAN - 22 SPACES (1 SHADE TREE AND 6 SHRUBS PER 8 SPACES)	3 TREES 18 SHRUBS	3 TREES 18 SHRUBS
SOUTH PARKING MEDIAN - 29 SPACES (1 SHADE TREE AND 6 SHRUBS PER 8 SPACES)	4 TREES 24 SHRUBS	4 TREES 24 SHRUBS
<ul style="list-style-type: none"> TREES <ul style="list-style-type: none"> • 24" BOX - 20' HT (90% OF THE TOTAL) • 36" BOX - 25' HT (10% OF THE TOTAL) 		

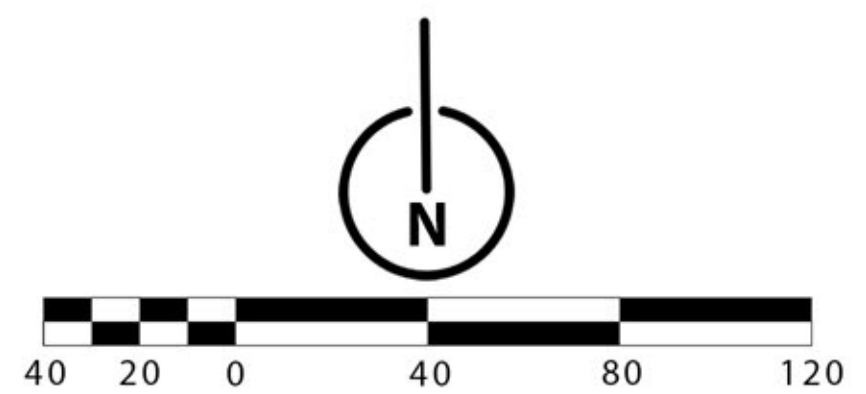
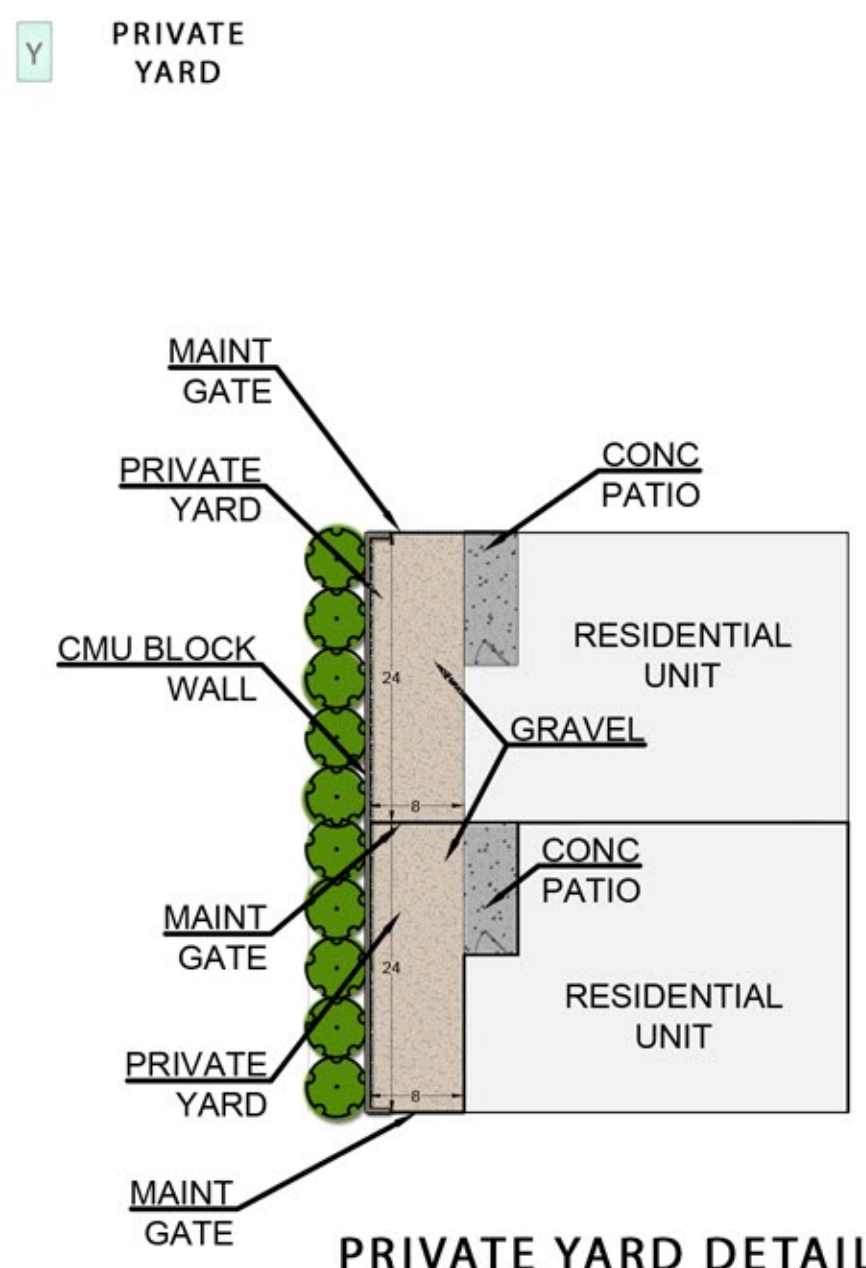
BUILDING FOUNDATION BASE LANDSCAPE		
	REQUIRED	PROVIDED
TREES - 1536 LF OF BUILDING TOTAL (1 TREE PER 50 LF OF BUILDING)	31 TREES	31 TREES (21 ARE PARKING TREES)
LANDSCAPE AREA NORTH SIDE - 300 LF (33% OF LENGTH OF THE BUILDING FACING PUBLIC STREET)	100 LF OF LANDSCAPE AREA	200 LF (66%) OF LANDSCAPE AREA
LANDSCAPE AREA EAST SIDE - 468 LF (10% OF LENGTH OF THE BUILDING NOT FACING PUBLIC STREET)	47 LF OF LANDSCAPE AREA	390 LF (83%) OF LANDSCAPE AREA
LANDSCAPE AREA SOUTH SIDE - 300 LF (10% OF LENGTH OF THE BUILDING NOT FACING PUBLIC STREET)	31 LF OF LANDSCAPE AREA	285 LF (95%) OF LANDSCAPE AREA
LANDSCAPE AREA WEST SIDE - 468 LF (10% OF LENGTH OF THE BUILDING NOT FACING PUBLIC STREET)	47 LF OF LANDSCAPE AREA	390 LF (66%) OF LANDSCAPE AREA
<ul style="list-style-type: none"> TREES <ul style="list-style-type: none"> • 24" BOX - 20' HT (90% OF THE TOTAL) • 36" BOX - 25' HT (10% OF THE TOTAL) • PARKING TREES WITHIN 30' OF THE BUILDING CAN COUNT TOWARDS THIS REQUIREMENT 		



PLANT SCHEDULE

SYMBOL	CODE	QTY	BOTANICAL / COMMON NAME
TREES			
(Symbol)	AL	11	Acacia aneura / Mulga
(Symbol)	CS	53	Caesalpinia cacalaco 'Smoothie' / Smoothie Thornless Cascalote
(Symbol)	FV	11	Fraxinus velutina 'Fan-Tex' / Fan-Tex Velvet Ash
(Symbol)	PC	23	Phoenix dactylifera / Medjool Date Palm
(Symbol)	PR	6	Pistacia x 'Red Push' / Red Push Pistache
(Symbol)	PP	20	Prosopis x 'Phoenix' / Phoenix Thornless Mesquite
(Symbol)	QV	130	Quercus virginiana / Southern Live Oak

PLANT SCHEDULE			
SYMBOL	CODE	QTY	BOTANICAL / COMMON NAME
SHRUBS			
(Symbol)	LMS	827	Large & Medium Shrub Mexican Bird Of Paradise Valentine Spotted Emu Bush Little Giant Dwarf Hesperaloe Lynn's Legacy Texas Sage Regal Mel Grass Yellow Bells Orange Jubilee Yellow Bells
(Symbol)	SAS	404	Small & Accent Shrub Smooth Agave Blue Elf Aloe Golden Sabel Cactus Red Yucca Brakelights Red Yucca Mexican Fence Post Cactus Eriocaulon Plant Pale Leaf Yucca Purple Trailing Lantana Gold Mound Lantana



MEDINA STATION

Mesa, AZ
Colored Landscape Plan

OPEN SPACE AREA	
GROSS SITE AREA	10.27 AC (447,362 SF)
PROPOSED OPEN SPACE AREA	2.50 AC (24%)

STREET TREES		
W SOUTHERN ROAD - 582 LF	REQUIRED 24 TREES 140 SHRUBS	PROVIDED 24 TREES 140 SHRUBS

- TREES
 - PALMS CAN BE SUBSTITUTED FOR 20% OF STREET AND DRIVEWAY TREES
 - 15G - 15' HT (MIN SIZE)
 - 24" BOX - 20' HT (50% OF THE TOTAL)
 - 36" BOX - 25' HT (25% OF THE TOTAL)
- SHRUBS
 - 5 GAL (50% OF THE TOTAL)
 - 1 GAL (MIN SIZE)

LANDSCAPE YARDS		
EAST PROPERTY LINE - 772 LF	REQUIRED 24 TREES 155 SHRUBS	PROVIDED 24 TREES 155 SHRUBS
SOUTH PROPERTY LINE - 582 LF	REQUIRED 18 TREES 117 SHRUBS	PROVIDED 18 TREES 117 SHRUBS
WEST PROPERTY LINE - 751 LF	REQUIRED 23 TREES 151 SHRUBS	PROVIDED 23 TREES 151 SHRUBS

- TREES
 - 15G - 15' HT (MIN SIZE)
 - 24" BOX - 20' HT (50% OF THE TOTAL)

INTERIOR PARKING LANDSCAPE		
PARKING ISLANDS - 78 ISLANDS	REQUIRED 78 TREES 234 SHRUBS	PROVIDED 78 TREES 234 SHRUBS
NORTH PARKING MEDIAN - 22 SPACES	REQUIRED 3 TREES 18 SHRUBS	PROVIDED 3 TREES 18 SHRUBS
SOUTH PARKING MEDIAN - 29 SPACES	REQUIRED 4 TREES 24 SHRUBS	PROVIDED 4 TREES 24 SHRUBS

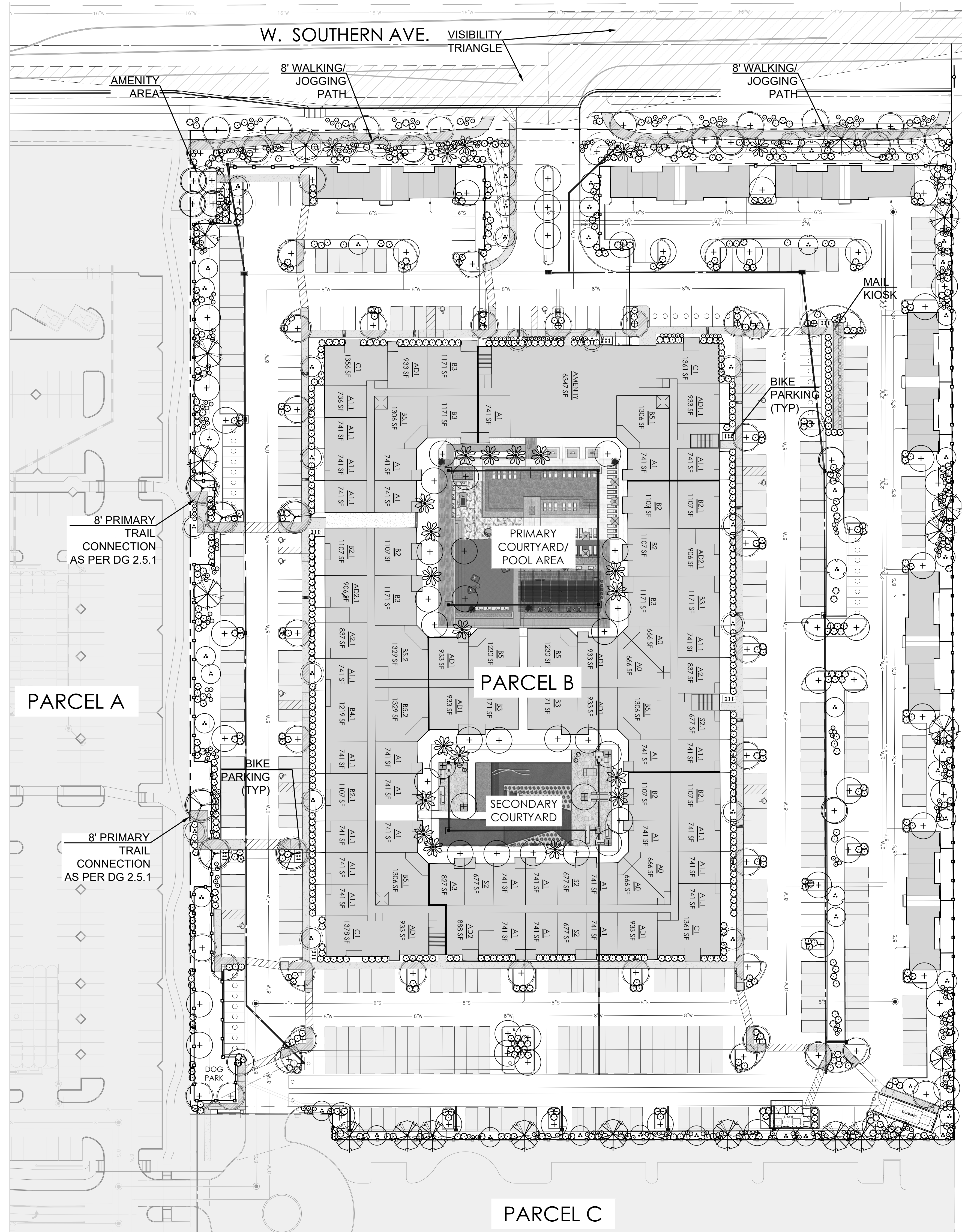
- TREES
 - 24" BOX - 20' HT (80% OF THE TOTAL)
 - 36" BOX - 25' HT (10% OF THE TOTAL)

BUILDING FOUNDATION BASE LANDSCAPE		
TREES - 1536 LF OF BUILDING TOTAL	REQUIRED 31 TREES	PROVIDED 31 TREES (21 ARE PARKING TREES)
LANDSCAPE AREA NORTH SIDE - 300 LF	REQUIRED 100 LF	PROVIDED 200 LF (66%)
LANDSCAPE AREA EAST SIDE - 468 LF	REQUIRED 47 LF	PROVIDED 390 LF (83%)
LANDSCAPE AREA SOUTH SIDE - 300 LF	REQUIRED 31 LF	PROVIDED 285 LF (95%)
LANDSCAPE AREA WEST SIDE - 468 LF	REQUIRED 47 LF	PROVIDED 390 LF (86%)

- TREES
 - 24" BOX - 20' HT (90% OF THE TOTAL)
 - 36" BOX - 25' HT (10% OF THE TOTAL)
 - PARKING TREES WITHIN 30' OF THE BUILDING CAN COUNT TOWARDS THIS REQUIREMENT

SIDEWALK SHADE STUDY LEGEND

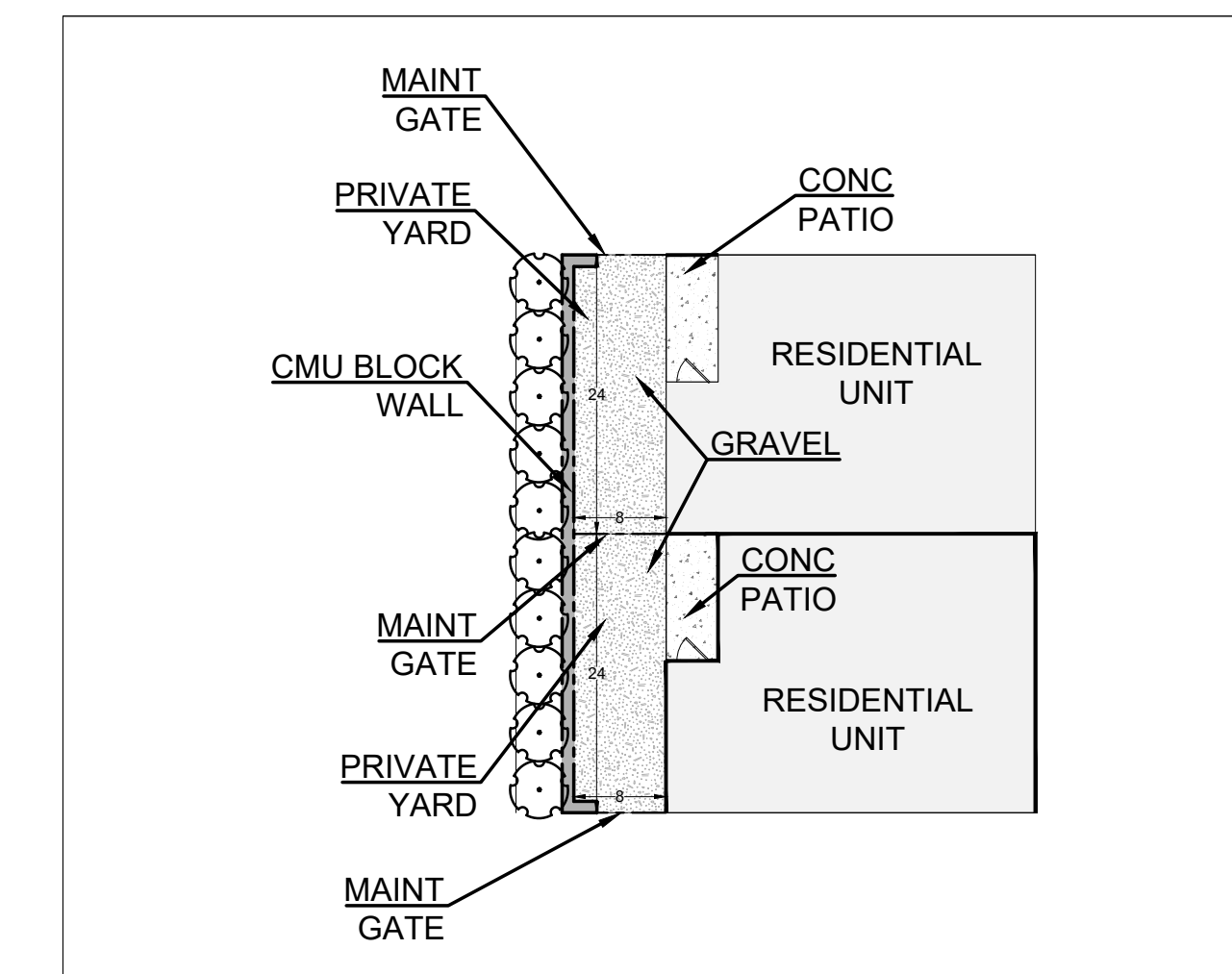
	SIDEWALK AREA	19,251 sf
	SHADE FROM TREES	9,682 sf (50.3%)
	CANOPY COVERAGE AT MATURITY AS PER SNWA	



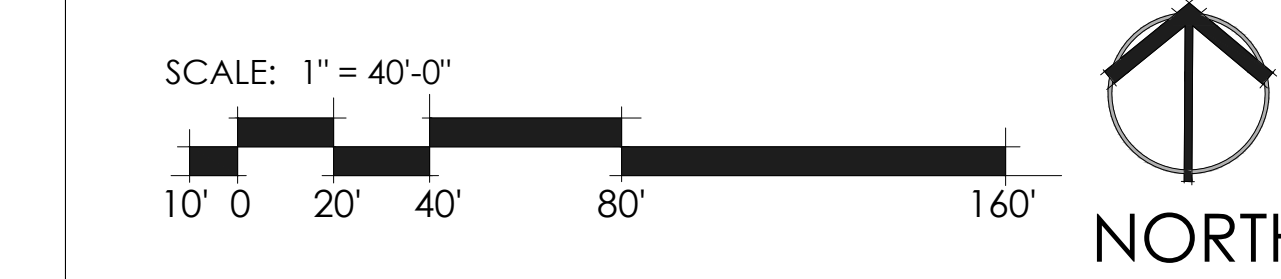
PLANT SCHEDULE

SYMBOL	CODE	QTY	BOTANICAL / COMMON NAME
TREES			
	AL	11	Acacia aneura / Mulga
	CS	53	Caesalpinia cacalaco 'Smoothie' / Smoothie Thornless Cascalote
	FV	11	Fraxinus velutina 'Fan-Tex' / Fan-Tex Velvet Ash
	PC	23	Phoenix dactylifera / Medjool Date Palm
	PR	6	Pistacia x 'Red Push' / Red Push Pistache
	PP	20	Prosopis x 'Phoenix' / Phoenix Thornless Mesquite
	QV	130	Quercus virginiana / Southern Live Oak

SYMBOL	CODE	QTY	BOTANICAL / COMMON NAME
SHRUBS			
	LMS	827	Large & Medium Shrub Mexican Bird Of Paradise Valentine Spotted Emu Bush Little Giant Dwarf Hesperaloe Lynn's Legacy Texas Sage Regal Mist Grass Yellow Bells Orange Jubilee Yellow Bells Small & Accent Shrub Smooth Agave Blue Elf Aloe Golden Barrel Cactus Red Yucca Brakelights Red Yucca Mexican Fence Post Cactus Firecracker Plant Pale Leaf Yucca Purple Trailing Lantana Gold Mound Lantana
	SAS	404	Small & Accent Shrub Smooth Agave Blue Elf Aloe Golden Barrel Cactus Red Yucca Brakelights Red Yucca Mexican Fence Post Cactus Firecracker Plant Pale Leaf Yucca Purple Trailing Lantana Gold Mound Lantana



PRIVATE YARD DETAIL - NTS



1405 W KOENIG LN
AUSTIN, TX 78756
artis-atx.com
512.689.0627

MEDINA STATION

MESA, AZ

PERMIT SET
12.6.24

NO.	DESCRIPTION	DATE

ORDINANCE
LANDSCAPE PLAN -
SITE PLAN