CAUTION: IF THIS SHEET IS NOT 30"x42" IT IS A REDUCED PRINT

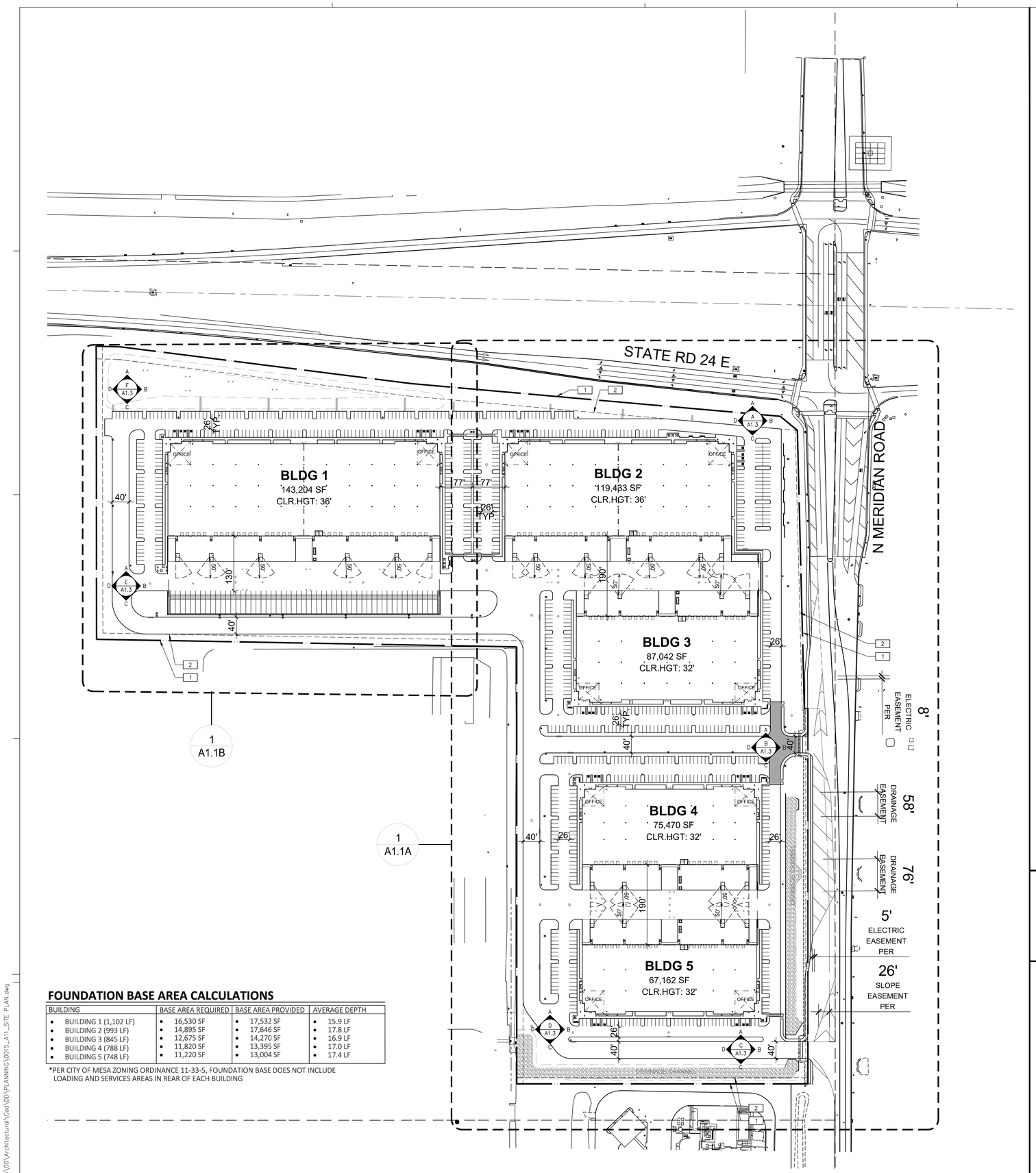


## FOUNDATION BASE AREA CALCULATIONS

| BUILDING | BASE AREA REQUIRED | BASE AREA PROVIDED | AVERAGE DEPTH |
|---|---|---|---|
| • BUILDING 1 (1,102 LF) | • 16,530 SF | • 17,532 SF | • 15.9 LF |
| • BUILDING 2 (993 LF) | • 14,895 SF | • 17,646 SF | • 17.8 LF |
| • BUILDING 3 (845 LF) | • 12,675 SF | • 14,270 SF | • 16.9 LF |
| • BUILDING 4 (788 LF) | • 11,820 SF | • 13,395 SF | • 17.0 LF |
| • BUILDING 5 (748 LF) | • 11,220 SF | • 13,004 SF | • 17.4 LF |

*PER CITY OF MESA ZONING ORDINANCE 11-33-5, FOUNDATION BASE DOES NOT INCLUDE LOADING AND SERVICES AREAS IN REAR OF EACH BUILDING

1" = 100'

0 50 100 250 500

## SITE PLAN

SCALE: 1"=100'-0"

CITY OF MESA KNOX BOX COMMENTS:

A. KNOX PRODUCT ORDERS FOR THE CITY OF MESA WILL BE MADE DIRECTLY WITH THE KNOX COMPANY.
   I. AN ORDER CAN BE PLACED:
      1. IN PERSON AT 1601 W. DEER VALLEY ROAD, PHOENIX, AZ 85027
      2. ONLINE AT KNOXBOX.COM/STORE.
      3. OVER THE PHONE BY CALLING 1-800-552-5669

2. IF THE DISTANCE OF TRAVEL FROM THE MAIN ENTRANCE TO A SECOND ENTRANCE EXCEEDS 300' AND ADDITIONAL LOCK DEVICE WILL BE REQUIRED.

3. IF YOU NEED ASSISTANCE DETERMINING THE BEST LOCATION FOR YOUR PRODUCT TO BE INSTALLED OR TO INSTALL KEYS, PLEASE CALL THE MESA FIRE DEPARTMENT PREVENTION OFFICE AT 480-644-2622.

INSTALLING A LOCK:

A. BOXES
   BOX LOCATIONS:
   1. IF YOU NEED ASSISTANCE DETERMINING THE BEST LOCATION FOR YOUR PRODUCT TO BE INSTALLED PLEASE CALL THE MESA FIRE DEPARTMENT PREVENTION OFFICE AT 480-644-2622.

   2. THE BOX SHALL BE LOCATED ON A PERMANENT SURFACE, SUCH AS A WALL, WELDED TO A GATE OR STEEL POSTED FILLED WITH CONCRETE.

   3. THE HEIGHT OF THE BOX SHALL BE NO LOWER THAN FIVE (5) FEET AND NO HIGHER THAN SIX (6) FEET.

   4. WHENEVER POSSIBLE, LOCK BOXES OR PADLOCKS SHALL BE INSTALLED ON THE RIGHT SIDE OF AN ENTRY IN PROXIMITY TO THE FRONT ENTRANCE TO FACILITATE ACCESS BY THE FIRE DEPARTMENT PERSONNEL.

KEYS:

1. FIRE PREVENTION STAFF WILL DETERMINE WHICH KEYS NEED TO BE PUT INTO THE LOCK BOX FOR ACCESS. EXAMPLE: HIGH-RISE BUILDING, MASTER DOOR KEY, ELEVATOR KEY, FIRE ALARM CONTROL KEY, ALARM PANEL KEY.
2. A TAG WILL ATTACHED TO EACH KEY WITH THE NAME OF THE AREA THAT THE KEYS SERVES.
3. THE FIRE PREVENTION INSPECTOR WILL TEST THE KEYS IN THE APPROPRIATE LOCKS PRIOR TO PLACING THEM IN THE BOX FOR USE.
4. THE KEYS WILL BE SECURED INTO THE LOCK BOX AND LOCKED BY THE FIRE PREVENTION INSPECTOR.

GATES:

1. A MINIMUM OF 20' IN WIDTH IS REQUIRED BY THE MESA FIRE CODE FOR FIRE LANE ACCESS. THIS WIDTH ALLOWS TWO VEHICLES TO PASS ONTO/OUT OF THE PROPERTY AT THE SAME TIME.

   OPTIONS:
   A. A SINGLE GATE OPENING, ONE OR TWO-LEAF STYLE TO PROVIDE 20' UNOBSTRUCTED WIDTH. THE 20' WIDTH SHALL BE UPON THE APPROVED STREET SURFACE AND SHALL NOTE INCLUDE A ROLL CURB, ETC. SEE CITY OF MESA DETAIL M-19.1

   B. IN AREAS WHERE A GUARDHOUSE, MEDIAN, CARD-READER, OR OTHER SECURITY ACCESS DEVICE EXISTS. A SPLIT ENTRANCE MAY BE ALLOWED. EACH LANE SHALL HAVE A MINIMUM OF 16" CLEAR UNOBSTRUCTED WIDTH. SEE CITY OF MESA DETAIL M-42.1 AND M-42.2 (NOTE: THE SPLIT ENTRANCE SHALL NOT BE SEPARATED BY ANY DISTANCE OTHER THAN THE GUARD SHACK OR ACCESS DEVICE.

2. OBSTRUCTIONS – NO SPIKES OR OTHER ROADWAY HINDRANCE WILL BE ALLOWED.

3. DRIVEWAY ENTRANCE AND TURNING RADII SHALL COMPLY WITH ESTABLISHED CITY OF MESA DETAILS FOR FIRE APPARATUS ACCESS.

C. SECURING AREAS WITH CHAIN, CABLE, AND PADLOCKS.

1. FIRE LANES – PADLOCKS SHALL BE INSTALLED PER DETAIL.
2. IF A CHAIN OR CABLE IS USED TO SECURE THE GATE, THE CHAIN/CABLE SHOULD ONLY BE LONG ENOUGH TO ALLOW THE BUSINESS OWNERS LOCK AND KNOX LOCK TO BE INTERLOCKED. THE CHAIN/CABLE SHALL BE PERMANENTLY WELDED TO THE FENCE/GATE TO PREVENT LOSS OR THEFT OF THE LOCKS.

REQUIRED NOTES TO BE PLACED ON CONSTRUCTION DOCUMENTS:

A. "COMPLY WITH ALL PROVISIONS AND REQUIREMENTS OF MESA BUILDING CODE (MBC) CHAPTER 33 – SAFEGUARDS DURING CONSTRUCTION, MESA FIRE CODE (MFC) CHAPTER 33 – FIRE SAFETY DURING CONSTRUCTION AND DEMOLITION, AND NFPA 241 FOR ITEMS NOT SPECIFICALLY ADDRESSED BY MFC CHAPTER 33."
   "FIRE APPARATUS ACCESS ROADS ARE ESSENTIAL DURING CONSTRUCTION TO ALLOW EMERGENCY RESPONSE TO THE SITE FOR BOTH FIRE AND MEDICAL EMERGENCIES. ACCESS ROADS SHALL BE IN PLACE PRIOR TO THE START OF VERTICAL CONSTRUCTION. IT IS IMPORTANT TO DEVELOP ACCESS ROADS AT AN EARLY STAGE OF CONSTRUCTION TO ALLOW FOR FIRE DEPARTMENT ACCESS TO THE SITE IN THE CASE OF FIRE OR INJURY."

B. "REQUIRED FIRE APPARATUS ACCESS ROAD DURING CONSTRUCTION OR DEMOLITION SHALL COMPLY WITH MESA FIRE AND MEDICAL DEPARTMENT STANDARD DETAIL FPD 3310.1. THE ACCESS ROAD SHALL BE A MINIMUM OF 20 FEET WIDE OF ALL-WEATHER DRIVING SURFACE, GRADED TO DRAIN STANDING WATER AND ENGINEERED TO BEAR THE IMPOSED LOADS OF FIRE APPARATUS (78,000 LBS. / 24,000 LBS. FRONT AXLE, 54,000 LBS. REAR AXLE) WHEN ROADS ARE WET.

   THE ACCESS ROAD SHALL EXTEND TO WITHIN 200 FEET OF ANY COMBUSTIBLE MATERIALS AND/OR ANY LOCATION ON THE JOBSITE WHERE ANY PERSON(S) SHALL BE WORKING FOR A MINIMUM OF FOUR (4) CONTINUOUS HOURS IN ANY DAY. A CLEARLY VISIBLE SIGN MARKED 'FIRE DEPARTMENT ACCESS', IN RED LETTERS, SHALL BE PROVIDED AT THE ENTRY TO THE ACCESS ROAD.

   ALL OPEN TRENCHES SHALL HAVE STEEL PLATES CAPABLE OF MAINTAINING THE INTEGRITY OF THE ACCESS ROAD DESIGN WHEN THESE TRENCHES CROSS AN ACCESS ROAD.

   THESE ACCESS ROADS MAY BE TEMPORARY OR PERMANENT. THIS POLICY APPLIES ONLY DURING CONSTRUCTION AND/OR DEMOLITION. PERMANENT ACCESS PER THE MFC SHALL BE IN PLACE PRIOR TO ANY FINAL INSPECTION OR CERTIFICATE OF OCCUPANCY."

C. "WATER SUPPLY FOR FIRE PROTECTION. AN APPROVED WATER SUPPLY FOR CONSTRUCTION SITE SHALL MEET THE REQUIREMENTS OF MFC APPENDIX CHAPTERS B AND C. THE MINIMUM FIRE FLOW REQUIREMENT WHEN CONTRACTOR OR DEVELOPER BRINGS COMBUSTIBLE MATERIALS ON SITE IS 1,500 GPM AT 20 PSI. AT LEAST ONE FIRE HYDRANT SHALL BE WITHIN 500 FEET OF ANY COMBUSTIBLE MATERIAL AND CAPABLE OF DELIVERING THE MINIMUM FIRE FLOW REQUIREMENT. THIS HYDRANT OR HYDRANTS MAY BE EITHER TEMPORARY OR PERMANENT AS THE PROJECT SCHEDULE PERMITS.

   IN ADDITION, THERE ARE TIMES WHEN HYDRANTS AND VALVES MUST BE CLOSED TEMPORARILY FOR REPAIR WORK OR CONSTRUCTION OF THE WATER SYSTEM. THE DEVELOPER/CONTRACTOR IS RESPONSIBLE FOR ENSURING THAT THE WATER SUPPLY IS ALWAYS AVAILABLE. WHEN THE WORK IS COMPLETE, DEVELOPER/CONTRACTOR SHALL MAKE SURE THAT THE FIRE HYDRANTS ARE ACTIVE, AND THE VALVES ARE OPEN."

## PROJECT DESCRIPTION

THIS PROJECT INVOLVES THE ERECTION OF FIVE NEW INDUSTRIAL WAREHOUSE BUILDINGS, ROAD IMPROVEMENTS, AND PARKING ACCOMMODATION. ADDITIONAL WORK WILL CONSIST OF CIVIL, LANDSCAPE, STRUCTURAL, PLUMBING, & ELECTRICAL TRADE WORK.

## VICINITY MAP

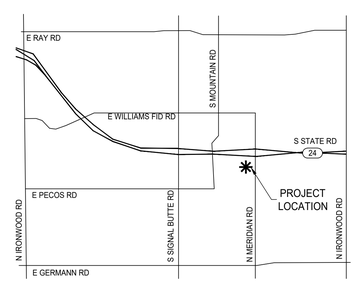


## PROPERTY DATA

GROSS SITE AREA 1,791,359 SF (41.12 ACRES)
NET SITE AREA: 1,691,684 SF (38.84 ACRES)

SITE COVERAGE:
SITE AREA GROSS = 1,791,359 SF

BUILDING COVERAGE = 492,311 SF
IMPERVIOUS SURFACE = 812,714 SF
TOTAL COVERAGE = 1,305,025 SF

PERCENTAGE COVERAGE = 73% (90% MAX.)

ADDRESS: N MERIDIAN RD & STATE RD 24 E, MESA, AZ 85212

APN: 304-34-033C & 304-34-057D

ZONING: GI-AF
CONSTRUCTION TYPE: V-B UNLIMITED AREA

LOT AREA:
LOT 1: BUILDING 1 = 585,955 SF (13.45 ACRES)

LOT 2: BUILDING 2 & 3 = 610,112 SF (14.00 ACRES)

LOT 3: BUILDING 4 & 5 = 559,534 SF (12.85 ACRES)

BUILDING 1:

BUILDING AREA:
WAREHOUSE 136,044 SF
OFFICE 7,160 SF
TOTAL FOOTPRINT: 143,204 SF

SITE PARKING TOTALS:
REQUIRED: WAREHOUSE (1:900) 151 SPACES
OFFICE (1:375) 19 SPACES
TOTAL: 170 SPACES

PROVIDED 262 SPACES
STANDARD 254 SPACES
ACCESSIBLE 6 SPACES
ACCESSIBLE VAN 2 SPACES

TRAILER (OUTDOOR STOR.) 53 SPACES

BICYCLE SPACE:
(BASED ON 170 REQUIRED PARKING SPACES)
REQUIRED: 17 SPACES
PROVIDED: 20 SPACES

BUILDING 2:

BUILDING AREA:
WAREHOUSE 113,461 SF
OFFICE 5,972 SF
TOTAL FOOTPRINT: 119,433 SF

SITE PARKING TOTALS:
REQUIRED: WAREHOUSE (1:900) 126 SPACES
OFFICE (1:375) 16 SPACES
TOTAL: 142 SPACES

PROVIDED 176 SPACES
STANDARD 168 SPACES
ACCESSIBLE 6 SPACES
ACCESSIBLE VAN 2 SPACES

TRAILER (OUTDOOR STOR.) 0 SPACES

BICYCLE SPACE:
(BASED ON 142 REQUIRED PARKING SPACES)
REQUIRED: 14 SPACES
PROVIDED: 20 SPACES

BUILDING 3:

BUILDING AREA:
WAREHOUSE 82,690 SF
OFFICE 4,352 SF
TOTAL FOOTPRINT: 87,042 SF

SITE PARKING TOTALS:
REQUIRED: WAREHOUSE (1:900) 92 SPACES
OFFICE (1:375) 12 SPACES
TOTAL: 104 SPACES

PROVIDED 164 SPACES
STANDARD 156 SPACES
ACCESSIBLE 6 SPACES
ACCESSIBLE VAN 2 SPACES

TRAILER (OUTDOOR STOR.) 0 SPACES

BICYCLE SPACE:
(BASED ON 104 REQUIRED PARKING SPACES)
REQUIRED: 11 SPACES
PROVIDED: 20 SPACES

BUILDING 4:

BUILDING AREA:
WAREHOUSE 82,690 SF
OFFICE 4,352 SF
TOTAL FOOTPRINT: 87,042 SF

SITE PARKING TOTALS:
REQUIRED: WAREHOUSE (1:900) 80 SPACES
OFFICE (1:375) 11 SPACES
TOTAL: 91 SPACES

PROVIDED 159 SPACES
STANDARD 153 SPACES
ACCESSIBLE 4 SPACES
ACCESSIBLE VAN 2 SPACES

TRAILER (OUTDOOR STOR.) 0 SPACES

BICYCLE SPACE:
(BASED ON 91 REQUIRED PARKING SPACES)
REQUIRED: 10 SPACES
PROVIDED: 20 SPACES

BUILDING 5:

BUILDING AREA:
WAREHOUSE 63,804 SF
OFFICE 3,358 SF
TOTAL FOOTPRINT: 67,162 SF

SITE PARKING TOTALS:
REQUIRED: WAREHOUSE (1:900) 71 SPACES
OFFICE (1:375) 10 SPACES
TOTAL: 80 SPACES

PROVIDED 96 SPACES
STANDARD 90 SPACES
ACCESSIBLE 4 SPACES
ACCESSIBLE VAN 2 SPACES

TRAILER (OUTDOOR STOR.) 0 SPACES

BICYCLE SPACE:
(BASED ON 80 REQUIRED PARKING SPACES)
REQUIRED: 8 SPACES
PROVIDED: 20 SPACES

## SITE PLAN KEYNOTES

1 PROPERTY LINE, (— — — — — —)

2 BUILDING SET BACK (– – – – – – – – –)

## SITE LEGEND

▲ DOCK HIGH TRUCK DOOR

O GRADE LEVEL TRUCK DOOR

DECORATIVE CONCRETE


WARE MALCOMB
ARCHITECTURE PLANNING INTERIORS
CIVIL ENGINEERING BRANDING BUILDING MEASUREMENT
2777 E. Camelback Rd. Suite #325
Phoenix, AZ 85016
P 480.767.1001


REGISTERED ARCHITECT
63180
BRADEN P. BLAKE
ARIZONA U.S.A.

# MERIDIAN 24 INDUSTRIAL

6450 S MERIDIAN RD
MESA, ARIZONA 85212

OVERALL SITE PLAN

| DATE | REMARKS |
|---|---|
| | |

| | |
|---|---|
| PA/PM: | M. RETZLAFF |
| DRAWN BY.: | JD |
| JOB NO.: | PHX22-0015-00 |

SHEET
A1.1

Thu, 14 Dec 2023


THESE DRAWINGS AND SPECIFICATIONS ARE THE PROPERTY AND COPYRIGHT OF WARE MALCOMB AND SHALL NOT BE USED ON ANY OTHER WORK EXCEPT BY AGREEMENT WITH WARE MALCOMB. WRITTEN DIMENSIONS SHALL TAKE PRECEDENCE OVER SCALED DIMENSIONS AND SHALL BE VERIFIED ON THE JOB SITE. ANY DISCREPANCY SHALL BE BROUGHT TO THE NOTICE OF WARE MALCOMB PRIOR TO THE COMMENCEMENT OF ANY WORK.


W:\PHX\22\0015\00\Architectural\Cad\DD\PLANNING\0015_A11_SITE PLAN.dwg

CAUTION: IF THIS SHEET IS NOT 30"x42" IT IS A REDUCED PRINT

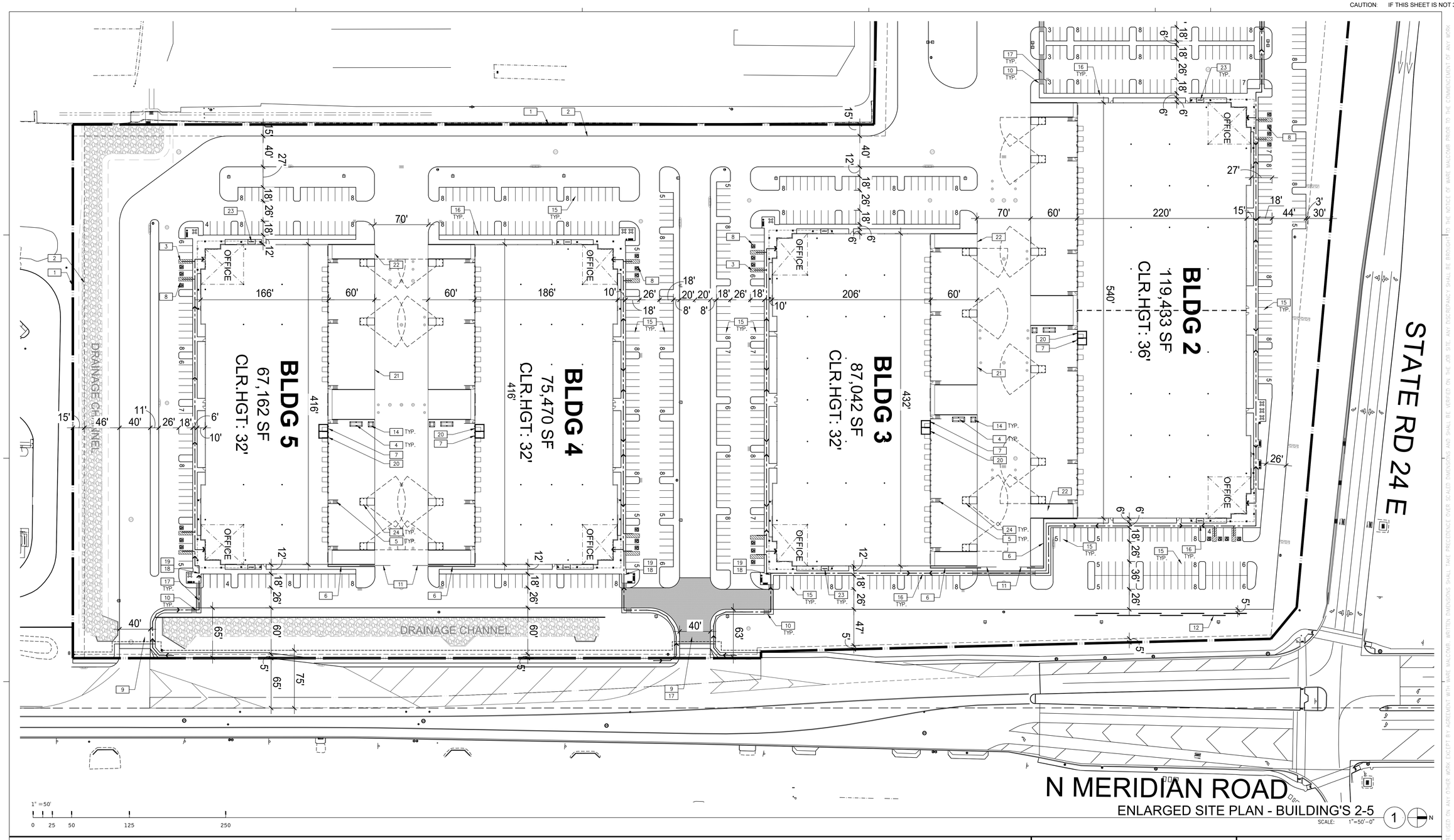


ENLARGED SITE PLAN - BUILDING'S 2-5

SCALE: 1"=50'-0"

## FOUNDATION BASE AREA CALCULATIONS

| BUILDING | BASE AREA REQUIRED | BASE AREA PROVIDED | AVERAGE DEPTH |
|---|---|---|---|
| • BUILDING 1 (1,102 LF) | • 16,530 SF | • 17,532 SF | • 15.9 LF |
| • BUILDING 2 (993 LF) | • 14,895 SF | • 17,646 SF | • 17.8 LF |
| • BUILDING 3 (845 LF) | • 12,675 SF | • 14,270 SF | • 16.9 LF |
| • BUILDING 4 (788 LF) | • 11,820 SF | • 13,395 SF | • 17.0 LF |
| • BUILDING 5 (748 LF) | • 11,220 SF | • 13,004 SF | • 17.4 LF |

*PER CITY OF MESA ZONING ORDINANCE 11-33-5, FOUNDATION BASE DOES NOT INCLUDE LOADING AND SERVICES AREAS IN REAR OF EACH BUILDING

## SITE PLAN KEYNOTES

19 PATH OF TRAVEL TO R.O.W.

20 FIRE RISER/PUMP LOCATION

21 EDGE OF CONCRETE TRUCK APRON

22 TRUCK YARD SERVICE RAMP. SEE DETAILS 1&2/A1.6 FOR MORE INFO.

23 BICYCLE PARKING & CONCRETE PAD.(TYP.) SEE DETAILS 3&4/A1.5 FOR MORE INFO.

24 TRASH ENCLOSURE. (TYP.) REFER TO DETAILS 3, 4 & 5 ON SHEET A1.6

NOTE: REFER TO SHEET A1.7 & A1.8 FOR COMMON OPEN SPACE.

NOTE: REFER TO SHEET A1.9 FOR FIRE LANE ACCESS ROAD AND NOTES.

## SITE LEGEND

ACCESSIBLE PATH, 1:20 MAX. SLOPE, 2% MAX. CROSS SLOPE

FIRE HYDRANT

DECORATIVE CONCRETE

## SITE PLAN KEYNOTES

1 PROPERTY LINE, (———·———)

2 SET BACK ( — — — — — — — — — — )

3 HATCH INDICATES STRIPED ACCESSIBLE PARKING STALL AND/OR CROSSWALK PER CITY OF MESA ZONING STANDARDS. SEE DETAIL 1/A1.4 FOR MORE INFO.

4 EXTERIOR GRADE S.E.S. ON CONC. PAD WITH BOLLARD PROTECTION

5 DOCK HIGH STAIR & LANDING.

6 CMU SCREEN WALL, SEE DETAIL 3/A1.4

7 ELECTRICAL ROOM. SEE ELECTRICAL DRAWINGS FOR MORE INFO.

8 11' WIDE ADA VAN PARKING STALL PER CITY OF MESA ZONING STANDARDS.

9 NEW DRIVE / STREET.

10 ADA SIDEWALK RAMP (TYP.)

11 MANUAL SLIDING YARD GATE W/ EMERGENCY FIRE ACCESS KNOX BOX.& FIRE LANE ACCESS GATE SIGNAGE PER LOCAL CODE REQUIREMENTS. TYP. AT EA. END OF TRUCK YARD. (TYP.) SEE DETAILS 17 & 18 ON SHEET A1.5 FOR MORE INFO.

12 3'-4" PARKING SCREEN WALL, SEE DETAILS 4 & 13 ON SHEET A1.4.

13 RETENTION BASIN.

14 ELECTRICAL TRANSFORMER ON CONC. PAD WITH BOLLARD PROTECTION

15 9'-0" x 18'-0" TYPICAL PARKING STALL

16 6'-0" WIDE SIDEWALK

17 DECORATIVE CONCRETE WALKWAY ACROSS DRIVE AISLE, SEE 12/A1.4 TYP.

18 ADA PATH OF TRAVEL TO MAIN & SECONDARY ENTRANCES. (TYP).


WARE MALCOMB
2777 E. Camelback Rd. Suite #325
Phoenix, AZ 85016
P:480.767.1001
ARCHITECTURE CIVIL ENGINEERING
PLANNING BRANDING
INTERIORS BUILDING MEASUREMENT


REGISTERED ARCHITECT 63180 BRADEN P. BLAKE ARIZONA U.S.A.

# MERIDIAN 24 INDUSTRIAL

6450 S MERIDIAN RD
MESA, ARIZONA 85212

ENLARGED SITE PLAN - BLDG'S 2-5

| DATE | REMARKS |
|---|---|

| | |
|---|---|
| PA/PM: | M. RETZLAFF |
| DRAWN BY.: | JD |
| JOB NO.: | PHX22-0015-00 |

SHEET

A1.1A

Mon, 20 Nov 2023


THESE DRAWINGS AND SPECIFICATIONS ARE THE PROPERTY AND COPYRIGHT OF WARE MALCOMB AND SHALL NOT BE USED ON ANY OTHER WORK EXCEPT BY AGREEMENT WITH WARE MALCOMB. WRITTEN DIMENSIONS SHALL TAKE PRECEDENCE OVER SCALED DIMENSIONS AND SHALL BE VERIFIED ON THE JOB SITE. ANY DISCREPANCY SHALL BE BROUGHT TO THE NOTICE OF WARE MALCOMB PRIOR TO THE COMMENCEMENT OF ANY WORK.


W:\PHX\22\0015\00\Architectural\Cad\DD\PLANNING\0015_A11A_ENLARGED SITE PLAN.dwg

CAUTION: IF THIS SHEET IS NOT 30"x42" IT IS A REDUCED PRINT

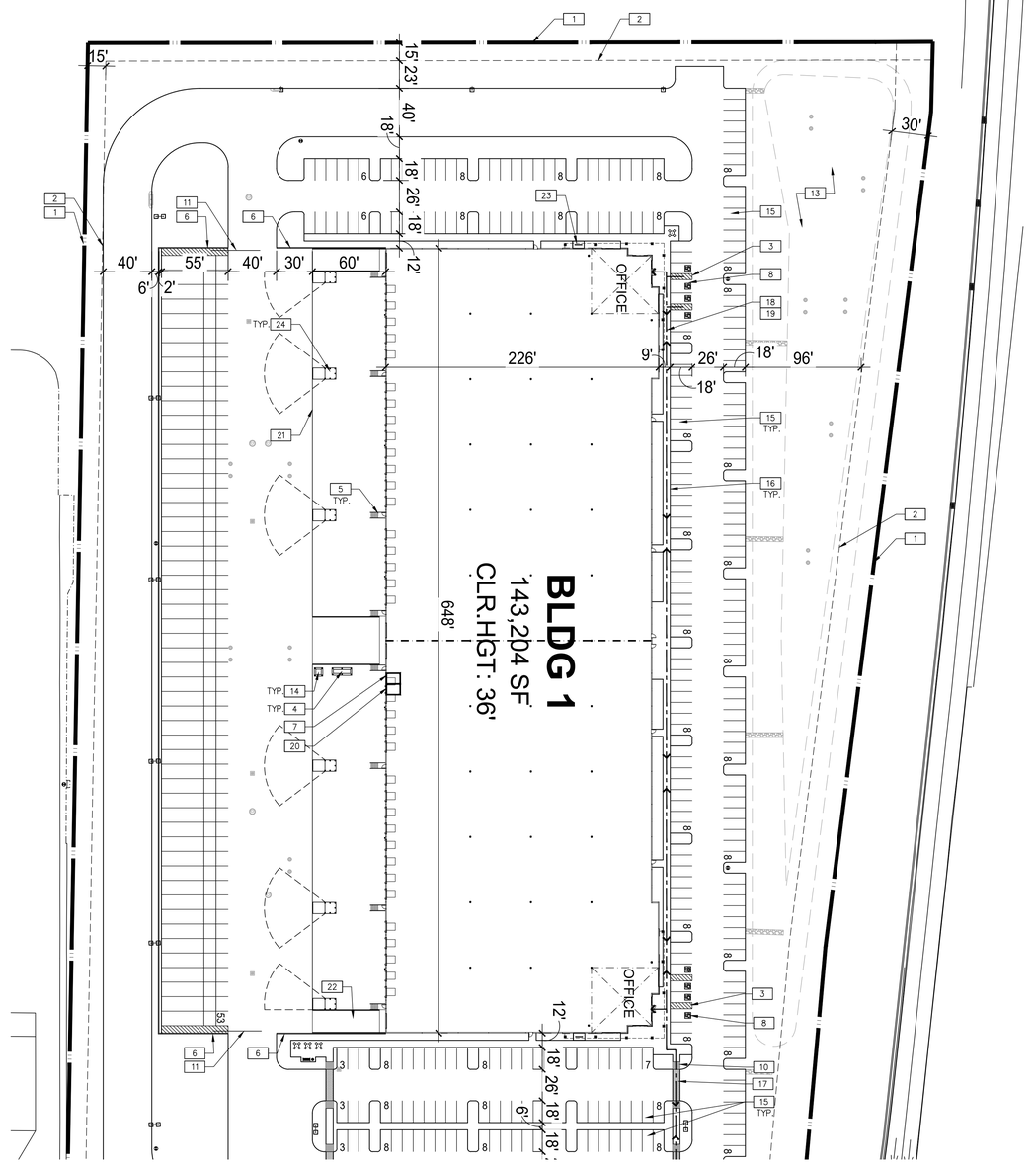


## FOUNDATION BASE AREA CALCULATIONS

| BUILDING | BASE AREA REQUIRED | BASE AREA PROVIDED | AVERAGE DEPTH |
|---|---|---|---|
| • BUILDING 1 (1,102 LF) | • 16,530 SF | • 17,532 SF | • 15.9 LF |
| • BUILDING 2 (993 LF) | • 14,895 SF | • 17,646 SF | • 17.8 LF |
| • BUILDING 3 (845 LF) | • 12,675 SF | • 14,270 SF | • 16.9 LF |
| • BUILDING 4 (788 LF) | • 11,820 SF | • 13,395 SF | • 17.0 LF |
| • BUILDING 5 (748 LF) | • 11,220 SF | • 13,004 SF | • 17.4 LF |

*PER CITY OF MESA ZONING ORDINANCE 11-33-5, FOUNDATION BASE DOES NOT INCLUDE LOADING AND SERVICES AREAS IN REAR OF EACH BUILDING

1" =50'

0 25 50 125 250

# ENLARGED SITE PLAN - BUILDING 1

SCALE: 1"=50'-0"

1 N

## SITE PLAN KEYNOTES

1. PROPERTY LINE, (———— · ————)
2. SET BACK ( — — — — — — — — — — )
3. HATCH INDICATES STRIPED ACCESSIBLE PARKING STALL AND/OR CROSSWALK PER CITY OF MESA ZONING STANDARDS. SEE DETAIL 1/A1.4 FOR MORE INFO.
4. EXTERIOR GRADE S.E.S. ON CONC. PAD WITH BOLLARD PROTECTION
5. DOCK HIGH STAIR & LANDING.
6. CMU SCREEN WALL, SEE DETAIL 3/A1.4
7. ELECTRICAL ROOM. SEE ELECTRICAL DRAWINGS FOR MORE INFO.
8. 11' WIDE ADA VAN PARKING STALL PER CITY OF MESA ZONING STANDARDS.
9. NEW DRIVE / STREET.
10. ADA SIDEWALK RAMP (TYP.)
11. MANUAL SLIDING YARD GATE W/ EMERGENCY FIRE ACCESS KNOX BOX.& FIRE LANE ACCESS GATE SIGNAGE PER LOCAL CODE REQUIREMENTS. TYP. AT EA. END OF TRUCK YARD. (TYP.) SEE DETAILS 17 & 18 ON SHEET A1.5 FOR MORE INFO.
12. 3'-4" PARKING SCREEN WALL, SEE DETAILS 4 & 13 ON SHEET A1.4
13. RETENTION BASIN.
14. ELECTRICAL TRANSFORMER ON CONC. PAD WITH BOLLARD PROTECTION
15. 9'-0" x 18'-0" TYPICAL PARKING STALL
16. 6'-0" WIDE SIDEWALK
17. DECORATIVE CONCRETE WALKWAY ACROSS DRIVE AISLE, SEE 12/A1.4 TYP.
18. ADA PATH OF TRAVEL TO MAIN & SECONDARY ENTRANCES. (TYP).
19. PATH OF TRAVEL TO R.O.W.
20. FIRE RISER/PUMP LOCATION
21. EDGE OF CONCRETE TRUCK APRON
22. TRUCK YARD SERVICE RAMP. SEE DETAILS 1&2/A1.6 FOR MORE INFO.
23. BICYCLE PARKING & CONCRETE PAD.(TYP.) SEE DETAILS 3&4/A1.5 FOR MORE INFO.
24. TRASH ENCLOSURE (TYP.) REFER TO DETAIL 11/A1.4 & DETAILS 3, 4 & 5 ON SHEET A1.6

NOTE: REFER TO SHEET A1.7 & A1.8 FOR COMMON OPEN SPACE.

NOTE: REFER TO SHEET A1.9 FOR FIRE LANE ACCESS ROAD AND NOTES.

## SITE LEGEND

- ACCESSIBLE PATH, 1:20 MAX. SLOPE, 2% MAX. CROSS SLOPE
- FIRE HYDRANT
- DECORATIVE CONCRETE


WARE MALCOMB
2777 E. Camelback Rd. Suite #325
Phoenix, AZ 85016
P 480.767.1001
ARCHITECTURE CIVIL ENGINEERING
PLANNING BRANDING
INTERIORS BUILDING MEASUREMENT


REGISTERED ARCHITECT 63180 BRADEN P. BLAKE DATE SIGNED 11/20/23 ARIZONA U.S.A.

# MERIDIAN 24 INDUSTRIAL

6450 S MERIDIAN RD
MESA, ARIZONA 85212

ENLARGED SITE PLAN - BLDG 1

| DATE | REMARKS |
|---|---|
| | |

| | |
|---|---|
| PA/PM: | M. RETZLAFF |
| DRAWN BY.: | JD |
| JOB NO.: | PHX22-0015-00 |

SHEET

A1.1B


THESE DRAWINGS AND SPECIFICATIONS ARE THE PROPERTY AND COPYRIGHT OF WARE MALCOMB AND SHALL NOT BE USED ON ANY OTHER WORK EXCEPT BY AGREEMENT WITH WARE MALCOMB. WRITTEN DIMENSIONS SHALL TAKE PRECEDENCE OVER SCALED DIMENSIONS AND SHALL BE VERIFIED ON THE JOB SITE. ANY DISCREPANCY SHALL BE BROUGHT TO THE NOTICE OF WARE MALCOMB PRIOR TO THE COMMENCEMENT OF ANY WORK.


W:\PHX\22\0015\00\Architecture\Cad\00\PLANNING\0015_A11A_ENLARGED SITE PLAN.dwg

Mon, 20 Nov 2023

CAUTION: IF THIS SHEET IS NOT 30"x42" IT IS A REDUCED PRINT

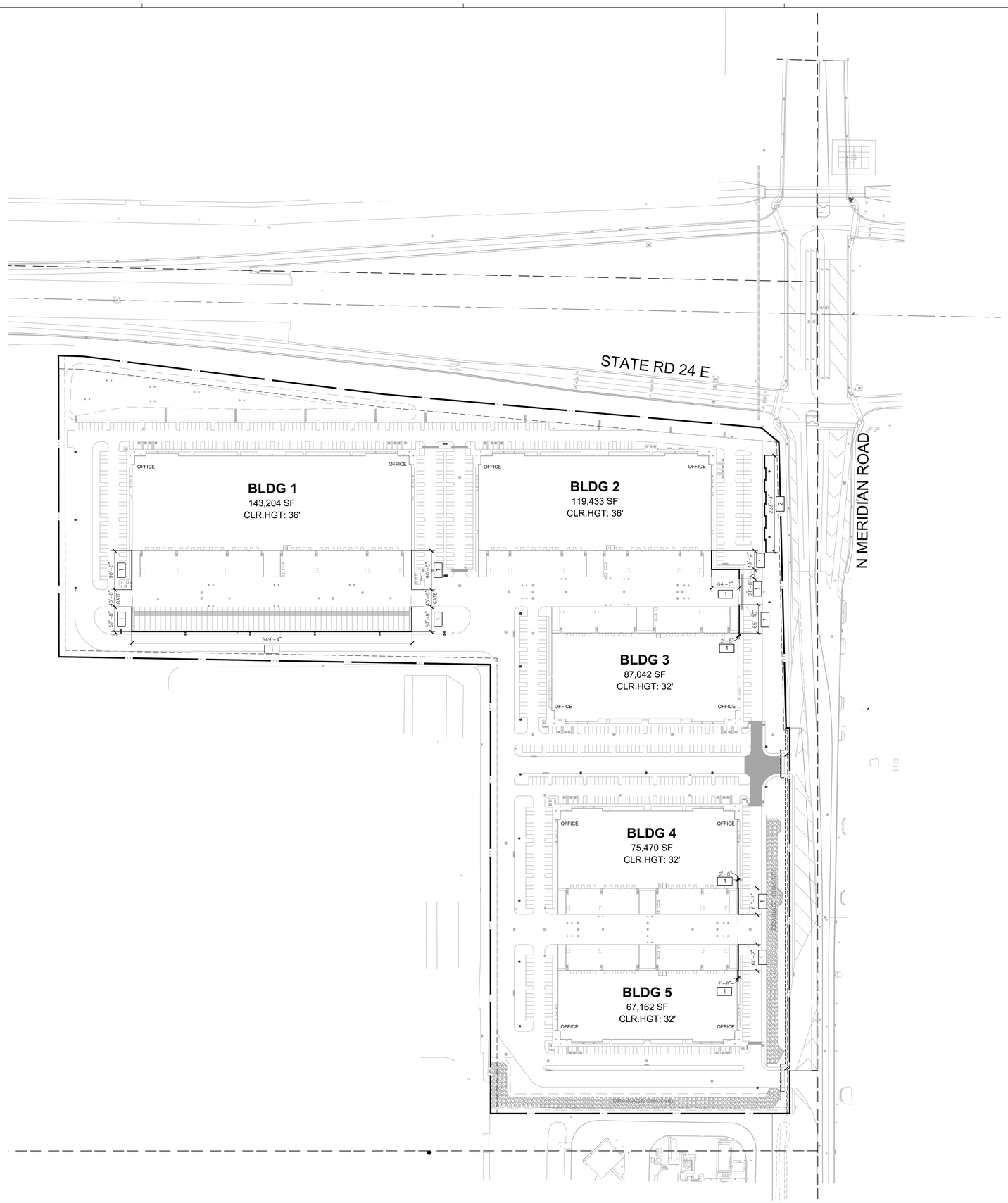


## SITE PLAN KEYNOTES

1. 8'-0"CMU SCREEN WALL, SEE DETAIL 3/A1.4
2. 3'-4" PARKING SCREEN WALL, SEE DETAILS 4 & 13 ON SHEET A1.4.

SITE SCREENING PLAN

SCALE: 1"=90'-0"


WARE MALCOMB
2777 E. Camelback Rd. Suite #325
Phoenix, AZ 85016
P:480.767.1001
ARCHITECTURE CIVIL ENGINEERING
PLANNING BRANDING
INTERIORS BUILDING MEASUREMENT


REGISTERED ARCHITECT 63180 BRADEN P. BLAKE DATE SIGNED ARIZONA U.S.A.

# MERIDIAN 24 INDUSTRIAL

6450 S MERIDIAN RD
MESA, ARIZONA 85212

SITE SCREENING

| DATE | REMARKS |
|---|---|
| | |

| | |
|---|---|
| PA/PM: | M. RETZLAFF |
| DRAWN BY.: | JD |
| JOB NO.: | PHX22-0015-00 |

SHEET

A1.2

Mon, 20 Nov 2023


THESE DRAWINGS AND SPECIFICATIONS ARE THE PROPERTY AND COPYRIGHT OF WARE MALCOMB AND SHALL NOT BE USED ON ANY OTHER WORK EXCEPT BY AGREEMENT WITH WARE MALCOMB. WRITTEN DIMENSIONS SHALL TAKE PRECEDENCE OVER SCALED DIMENSIONS AND SHALL BE VERIFIED ON THE JOB SITE. ANY DISCREPANCY SHALL BE BROUGHT TO THE NOTICE OF WARE MALCOMB PRIOR TO THE COMMENCEMENT OF ANY WORK.


W:\PHX\22\0015\00\Architectural\Cad\DD\PLANNING\0015_A12 SITE WALL EXHIBIT.dwg

CAUTION: IF THIS SHEET IS NOT 30"x42" IT IS A REDUCED PRINT


-D-


-C-


-B-


-A-

CONTEXT PHOTO (A)
SCALE: NTS


-D-


-C-


-B-


-A-

CONTEXT PHOTO (B)
SCALE: NTS


-D-


-C-


-B-


-A-

CONTEXT PHOTO (C)
SCALE: NTS


-D-


-C-


-B-


-A-

CONTEXT PHOTO (D)
SCALE: NTS


-D-


-C-


-B-


-A-

CONTEXT PHOTO (E)
SCALE: NTS


-D-


-C-


-B-


-A-

CONTEXT PHOTO (F)
SCALE: NA


WARE MALCOMB
2777 E. Camelback Rd. Suite #325
Phoenix, AZ 85016
P 480.767.1001
ARCHITECTURE CIVIL ENGINEERING
PLANNING BRANDING
INTERIORS BUILDING MEASUREMENT


REGISTERED ARCHITECT
63180
BRADEN P. BLAKE
DATE SIGNED
ARIZONA U.S.A.

MERIDIAN 24 INDUSTRIAL
6450 S MERIDIAN RD
MESA, ARIZONA 85212

SITE CONTEXT PHOTOS

| DATE | REMARKS |
|---|---|

| | |
|---|---|
| PA/PM: | M. RETZLAFF |
| DRAWN BY.: | JD |
| JOB NO.: | PHX22-0015-00 |

SHEET
A1.3

Mon, 20 Nov 2023


THESE DRAWINGS AND SPECIFICATIONS ARE THE PROPERTY AND COPYRIGHT OF WARE MALCOMB AND SHALL NOT BE USED ON ANY OTHER WORK EXCEPT BY AGREEMENT WITH WARE MALCOMB. WRITTEN DIMENSIONS SHALL TAKE PRECEDENCE OVER SCALED DIMENSIONS AND SHALL BE VERIFIED ON THE JOB SITE. ANY DISCREPANCY SHALL BE BROUGHT TO THE NOTICE OF WARE MALCOMB PRIOR TO THE COMMENCEMENT OF ANY WORK.


W:\PHX\22\0015\00\Architectural\Cad\DD\PLANNING\0015_A13_SITE CONTEXT PHOTOS.dwg

CAUTION: IF THIS SHEET IS NOT 30"x42" IT IS A REDUCED PRINT

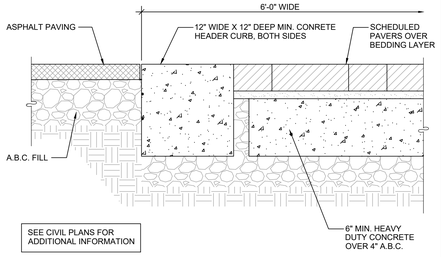


## TYP. PAVER PEDESTRIAN WALK (19)

SCALE: 1 1/2" = 1'-0"

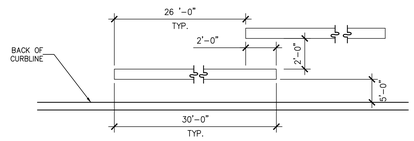


## CMU PARKING SCREEN WALL - PLAN (13)

SCALE: 3/16" = 1'-0"

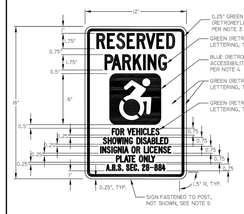


NOTES

1. SIGN BLANK MATERIAL SHALL BE WHITE PRESSURE SENSITIVE ASTM TYPE IV WIDE ANGLE PRISMATIC REFLECTIVE SHEETING OR APPROVED EQUAL.
2. FILM SHALL BE RETROREFLECTIVE ELECTRO-CUT AND APPLIED OVER THE WHITE SHEETING TO CREATE THE COLORED BORDER, TEXT AND LEGEND. THE FILM SHALL BE TRANSPARENT ACRYLIC, PRESSURE SENSITIVE MATERIAL BY 3M OR APPROVED EQUAL AND BE IN COMPLIANCE WITH THE REFLECTIVE SHEETING MANUFACTURERS MATCHED COMPONENT SYSTEM.
3. ALL LETTERING AND BORDER BANDS SHALL BE A SERIES "C" GREEN RETROREFLECTIVE COLOR.
4. THE INTERNATIONAL SYMBOL OF ACCESSIBILITY SHALL BE WHITE (RETROREFLECTIVE) ON A 5" X 5" BLUE (RETROREFLECTIVE) FIELD WITH 1/2" RADIUS CORNERS.
5. SIGN(S) SHALL BE LOCATED AND FASTENED ON A SQUARE TUBULAR POST, PER COM DETAIL M-59, AS SHOWN AND DIMENSIONED ON COM DETAIL M-23.06.

## ACCESSIBLE SIGN (9)

SCALE: 1 1/2" = 1'-0"




NOTES

1. SIGN BLANK MATERIAL SHALL BE WHITE PRESSURE SENSITIVE ASTM TYPE IV WIDE ANGLE PRISMATIC REFLECTIVE SHEETING OR APPROVED EQUAL.
2. FILM SHALL BE RETROREFLECTIVE ELECTRO-CUT AND APPLIED OVER THE WHITE SHEETING TO CREATE THE COLORED BORDER, TEXT AND LEGEND. THE FILM SHALL BE TRANSPARENT ACRYLIC, PRESSURE SENSITIVE MATERIAL BY 3M OR APPROVED EQUAL, AND BE IN COMPLIANCE WITH THE REFLECTIVE SHEETING MANUFACTURERS MATCHED COMPONENT SYSTEM.
3. ALL LETTERING AND BORDER BANDS SHALL BE A SERIES "C" GREEN RETROREFLECTIVE COLOR.
4. THE INTERNATIONAL SYMBOL OF ACCESSIBILITY SHALL BE WHITE (RETROREFLECTIVE) ON A 5" X 5" BLUE (RETROREFLECTIVE) FIELD WITH 1/2" RADIUS CORNERS.
5. SIGN(S) SHALL BE LOCATED AND FASTENED ON A SQUARE TUBULAR POST, PER COM DETAIL M-59, AS SHOWN AND DIMENSIONED ON COM DETAIL M-23.06.

VAN ACCESSIBLE SIGN VARIATIONS

| | A | B | C | D | E | F | G | H | I | J |
|---|---|---|---|---|---|---|---|---|---|---|
| A | 9 | 0.375 | 0.438 | 1.5 | 3.0 | 3.5 | 1.0 | 1.875 | 0.656 | 1.5 |
| B | 12 | 0.375 | 0.438 | 2.25 | 2.0 | 1.5 | 0.5 | 2.625 | 0.781 | 1.5 |

PARKING APPLICATION COLORS:
LEGEND -GREEN (RETROREFLECTIVE) OR BLACK
BACKGROUND -WHITE (RETROREFLECTIVE)

DIRECTIONAL APPLICATION COLORS:
LEGEND -WHITE (RETROREFLECTIVE)
BACKGROUND -BLUE (RETROREFLECTIVE)

## VAN ACCESSIBLE SIGNAGE (5)

SCALE: 1 1/2" = 1'-0"

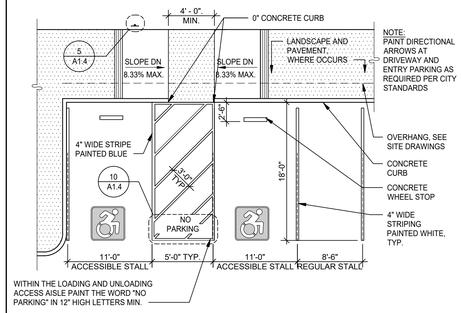


## TYPICAL PARKING STALL (1)

SCALE: 1/8" = 1'-0"

## NOT USED

SCALE: N.T.S.

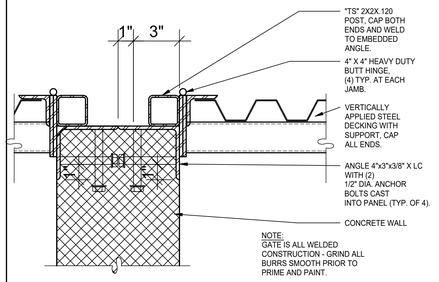


## TRASH JAMB AT CONCRETE (14)

SCALE: 3" = 1'-0"

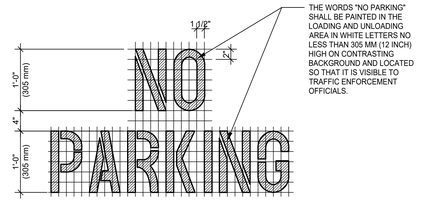


THE WORDS "NO PARKING" SHALL BE PAINTED IN THE LOADING AND UNLOADING AREA IN WHITE LETTERS NO LESS THAN 305 MM (12 INCH) HIGH ON CONTRASTING BACKGROUND AND LOCATED SO THAT IT IS VISIBLE TO TRAFFIC ENFORCEMENT OFFICIALS.

## "NO PARKING" PAVEMENT MARKING (10)

SCALE: 1" = 1'-0"

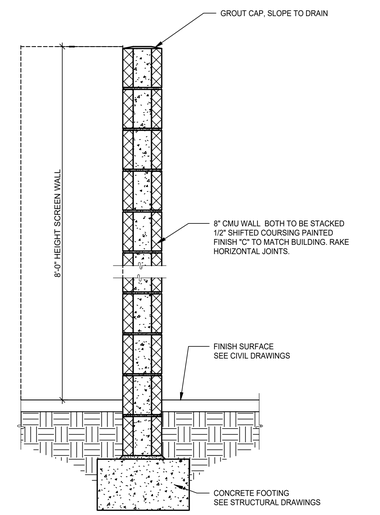


## YARD SCREEN WALL SECTION (7)

SCALE: 1" = 1'-0"

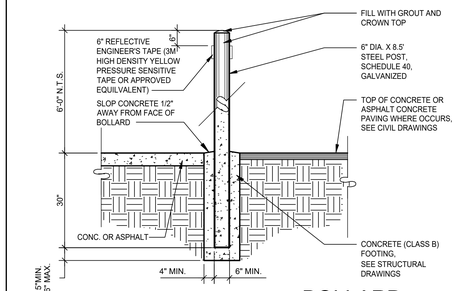


## BOLLARD (2)

SCALE: 1/2" = 1'-0"

## NOT USED

SCALE: N.T.S.

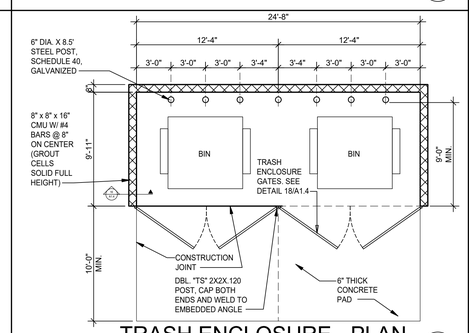


## TRASH ENCLOSURE - PLAN (15)

SCALE: 3/16" = 1'-0"

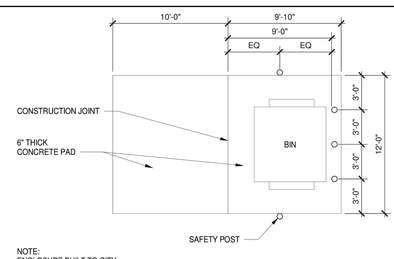


NOTE:
ENCLOSURE BUILT TO CITY STANDANRDS, REFER TO CITY OF MESA STANDARD DETAIL M-62.02.1 FOR MORE INFORMATION

## TRASH ENCLOSURE (11)

SCALE: N.T.S.

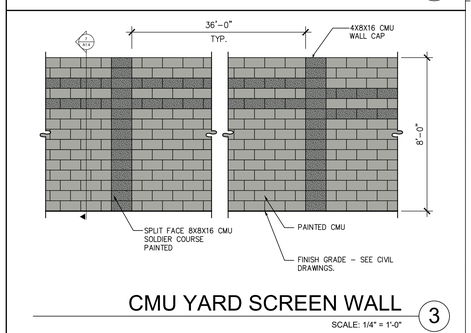


## CMU YARD SCREEN WALL (3)

SCALE: 1/4" = 1'-0"

## NOT USED

SCALE: N.T.S.

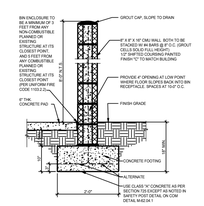


## TRASH ENCLOSURE - SECTION (16)

SCALE: 1/2" = 1'-0"

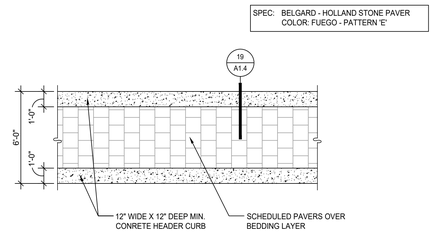


## TYP. PAVER PEDESTRIAN WALK PLAN (12)

SCALE: 1/4" = 1'-0"

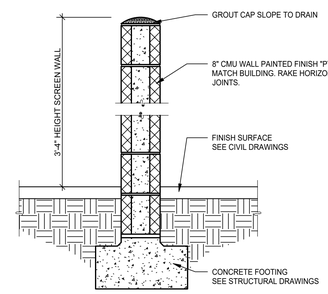


## PARKING SCREEN WALL SECTION (8)

SCALE: 1" = 1'-0"

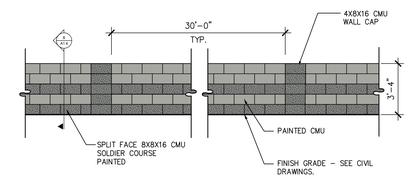


## CMU PARKING SCREEN WALL (4)

SCALE: 1/4" = 1'-0"

## NOT USED

SCALE: N.T.S.

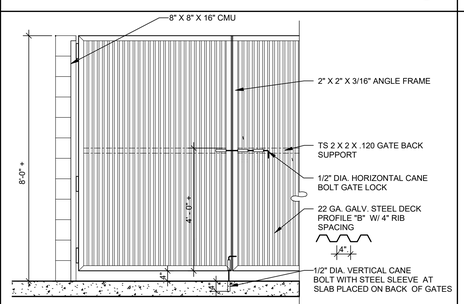


## TRASH ENCLOSURE - GATE (18)

SCALE: 1/2" = 1'-0"

## NOT USED

SCALE: N.T.S.

## NOT USED

SCALE: N.T.S.

## NOT USED

SCALE: N.T.S.


WARE MALCOMB
ARCHITECTURE CIVIL ENGINEERING
PLANNING BRANDING
INTERIORS BUILDING MEASUREMENT
2777 E. Camelback Rd. Suite #325
Phoenix, AZ 85016
P 480.767.1001


REGISTERED ARCHITECT 63180 BRADEN P. BLAKE DATE SIGNED 10/20/23 ARIZONA U.S.A.

# MERIDIAN 24 INDUSTRIAL

6450 S MERIDIAN RD
MESA, ARIZONA 85212

DETAILS

| DATE | REMARKS |
|---|---|
| | |

| | |
|---|---|
| PA/PM: | M. RETZLAFF |
| DRAWN BY.: | JD |
| JOB NO.: | PHX22-0015-00 |

SHEET A1.4

Mon, 20 Nov 2023


THESE DRAWINGS AND SPECIFICATIONS ARE THE PROPERTY AND COPYRIGHT OF WARE MALCOMB AND SHALL NOT BE USED ON ANY OTHER WORK EXCEPT BY AGREEMENT WITH WARE MALCOMB. WRITTEN DIMENSIONS SHALL TAKE PRECEDENCE OVER SCALED DIMENSIONS AND SHALL BE VERIFIED ON THE JOB SITE. ANY DISCREPANCY SHALL BE BROUGHT TO THE NOTICE OF WARE MALCOMB PRIOR TO THE COMMENCEMENT OF ANY WORK.


W:\PHX\22\0015\00\Architectural\Cad\00\PLANNING\0015_A14_SITE DETAILS.dwg

CAUTION: IF THIS SHEET IS NOT 30"x42" IT IS A REDUCED PRINT

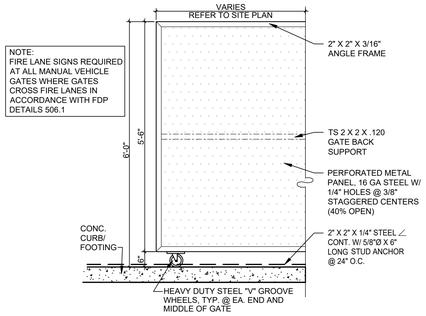


## TYPICAL MANUAL SLIDING GATE ELEVATION (17)

SCALE: 1/2"=1'-0"

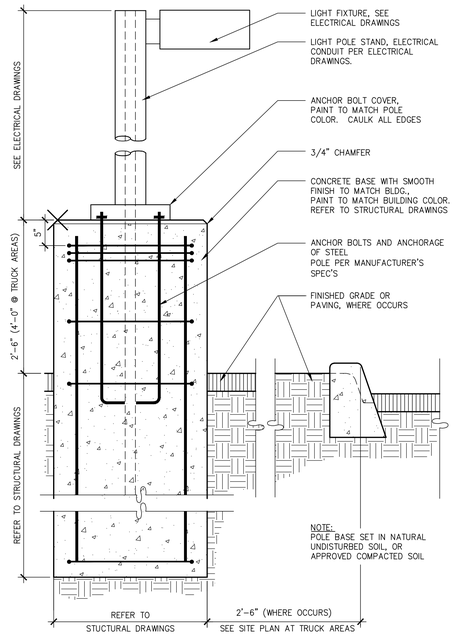


## LIGHT POLE BASE AND FOOTING - SECTION (10)

SCALE: 1" = 1'-0"

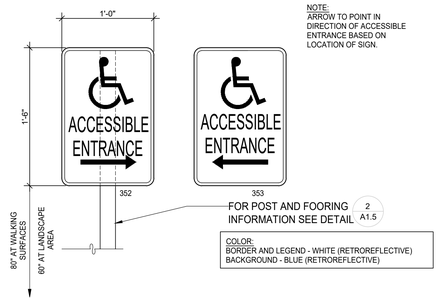


## ACCESSIBLE DIRECTION SIGN (5)

SCALE: 1 1/2" = 1'-0"

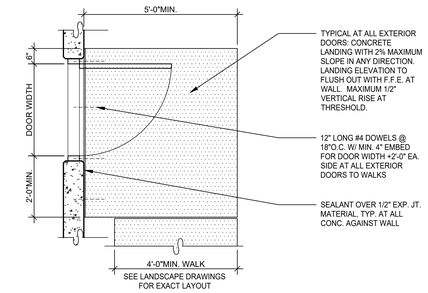


## CONCRETE LANDING (1)

SCALE: 1/2" = 1'-0"

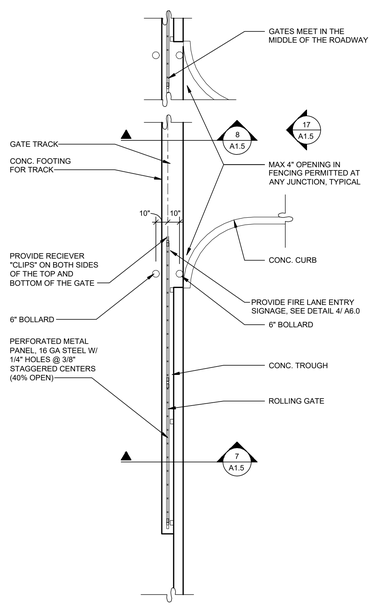


## SLIDING GATE PLAN (18)

SCALE: 3/4" = 1'-0"

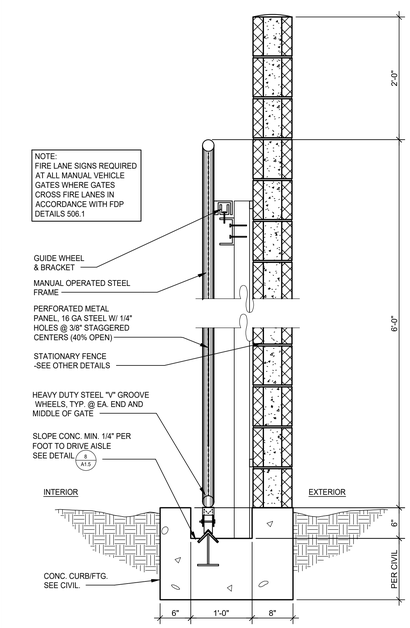


## MANUAL SLIDING GATE SECTION (7)

SCALE: 1" = 1'-0"

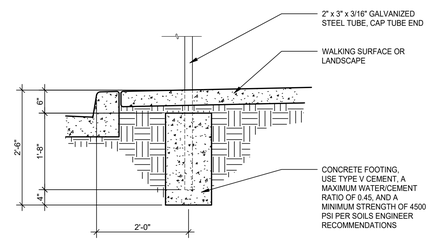


## TYPICAL SIGN FOUNDATION (2)

SCALE: 3/4" = 1'-0"

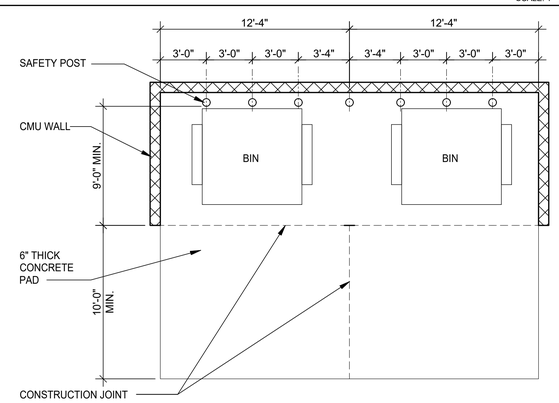


## TRASH ENCLOSURE - PLAN (11)

SCALE: 1/4"= 1'-0"

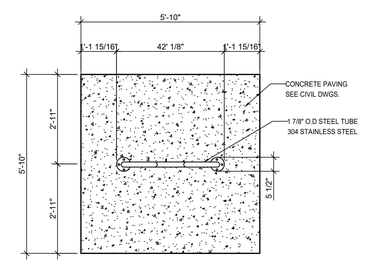


## BIKE RACK PLAN (3)

SCALE: 1/2" = 1'-0"

## NOT USED (19)

SCALE:

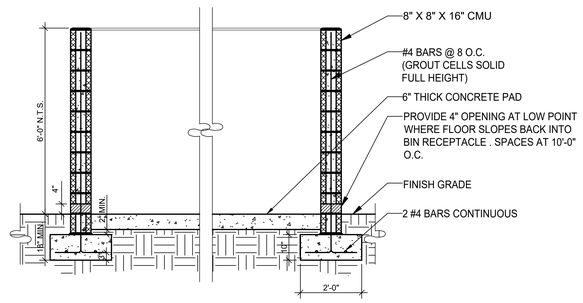


## TRASH ENCLOSURE - SECTION (12)

SCALE: 1/2"= 1'-0"

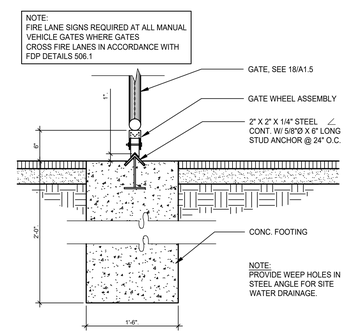


## MANUAL SLIDING GATE TRACK (8)

SCALE: 3/4" = 1'-0"

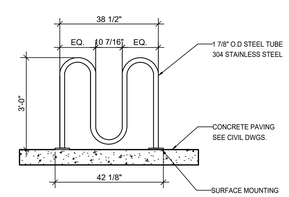


## BIKE RACK SECTION (4)

SCALE: 1/2" = 1'-0"


WARE MALCOMB
2777 E. Camelback Rd. Suite #325
Phoenix, AZ 85016
P 480.767.1001
ARCHITECTURE CIVIL ENGINEERING
PLANNING BRANDING
INTERIORS BUILDING MEASUREMENT


REGISTERED ARCHITECT 63180 BRADEN P. BLAKE ARIZONA U.S.A.

# MERIDIAN 24 INDUSTRIAL

6450 S MERIDIAN RD
MESA, ARIZONA 85212

DETAILS

| DATE | REMARKS |
|---|---|
| | |

| | |
|---|---|
| PA/PM: | M. RETZLAFF |
| DRAWN BY.: | JD |
| JOB NO.: | PHX22-0015-00 |

SHEET
A1.5


THESE DRAWINGS AND SPECIFICATIONS ARE THE PROPERTY AND COPYRIGHT OF WARE MALCOMB AND SHALL NOT BE USED ON ANY OTHER WORK EXCEPT BY AGREEMENT WITH WARE MALCOMB. WRITTEN DIMENSIONS SHALL TAKE PRECEDENCE OVER SCALED DIMENSIONS AND SHALL BE VERIFIED ON THE JOB SITE. ANY DISCREPANCY SHALL BE BROUGHT TO THE NOTICE OF WARE MALCOMB PRIOR TO THE COMMENCEMENT OF ANY WORK.


W:\PHX\22\0015\00\Architectural\Cad\DD\PLANNING\0015_A15_SITE DETAILS.dwg

Mon, 20 Nov 2023

CAUTION: IF THIS SHEET IS NOT 30"x42" IT IS A REDUCED PRINT

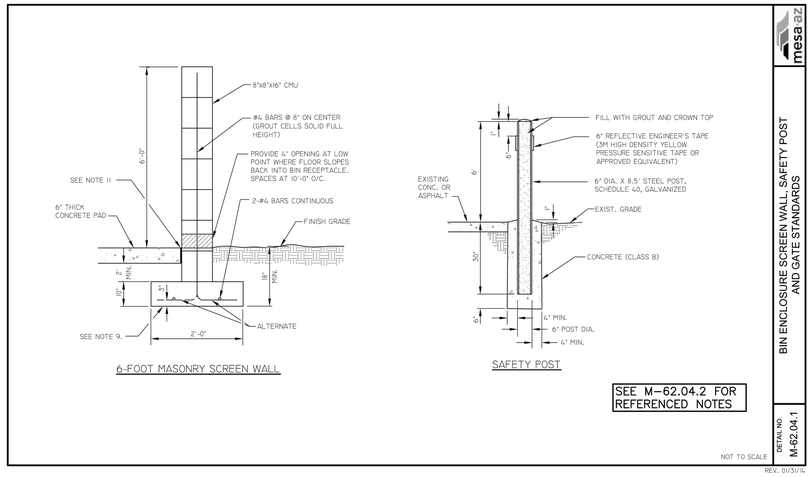


C.O.M. STANDARD DETAIL M-62.04.1 (4)

SCALE: NTS

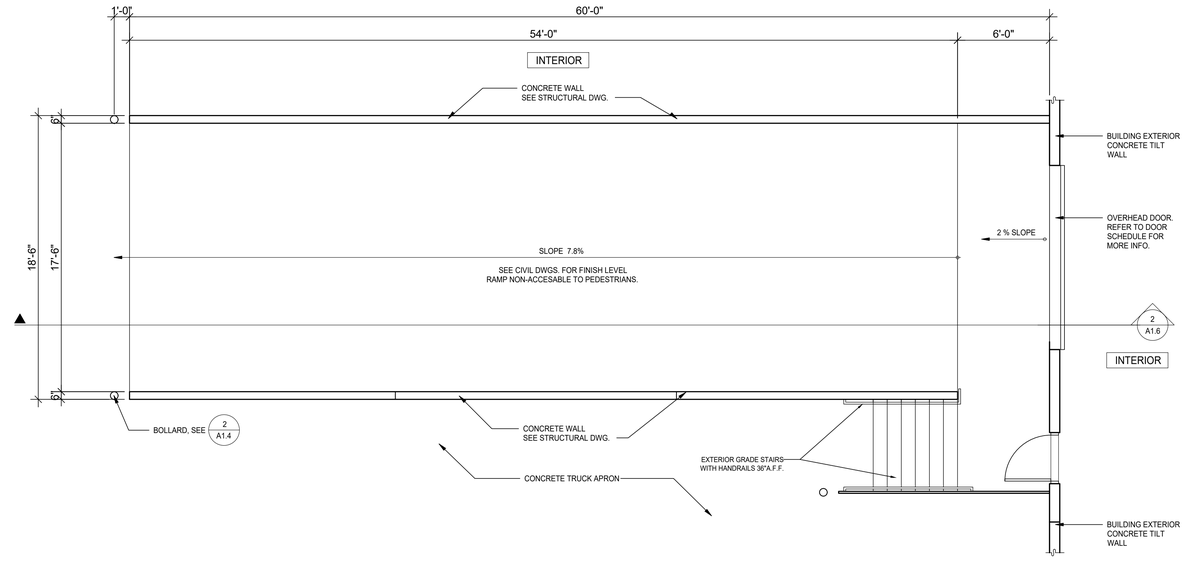


TYPICAL DOCK RAMP PLAN (1)

SCALE: 1/4" = 1'-0"

NOTES

1. ALL COMMERCIAL PROPERTIES SHALL BE DESIGNED WITH ENCLOSURES TO ACCOMMODATE (1) REFUSE AND (1) RECYCLING ENCLOSURE FOR EVERY 20,000 SQUARE FEET OF BUILDING SPACE. RESTAURANTS WHICH ARE DESIGNED ON A SINGLE PAD SHALL HAVE A MINIMUM (1) REFUSE AND (1) RECYCLING ENCLOSURE. THE ENCLOSURES CAN BE SET UP AS DOUBLES OR SINGLES TO MAXIMIZE THE USE OF THE PROPERTY.
2. MULTI-UNIT RESIDENTIAL DEVELOPMENTS SHALL BE DESIGNED WITH EITHER SINGLE OR DOUBLE-WIDE ENCLOSURES FOR TRASH AND AT LEAST ONE TRIPLE-WIDE ENCLOSURE FOR RECYCLING.
3. COMPACTORS CAN BE USED IN DEVELOPMENTS WHERE THE EMPLOYEES LOAD AND ACTIVATE THE COMPACTING EQUIPMENT. DEVELOPMENTS THAT ALLOW CUSTOMERS OR RESIDENTS ACCESS TO THE COMPACTING EQUIPMENT WILL NOT BE APPROVED. MARICOPA COUNTY REGULATIONS (MARICOPA COUNTY ENVIRONMENTAL HEALTH CODE CHAPTER 2, SECTION 5, REGULATION 4 (A)) REQUIRE TWICE PER WEEK COLLECTION IF FOOD WASTE IS PLACED INTO CONTAINERS.
4. THE NUMBER OF BIN ENCLOSURES NEEDED DEPENDS ON THE SIZE OF THE DEVELOPMENT. TYPICALLY, TOTAL VOLUME NEEDS CAN BE CALCULATED BASED ON ONE HALF-CUBIC YARD PER LIVING UNIT PER WEEK. FOR EXAMPLE, A DEVELOPMENT WITH 240 UNITS X .5 YARDS = 120 YARDS PER WEEK OR 10 TRASH BINS (6 YARD) SERVICED TWO TIMES PER WEEK (10 X 6 X 2 = 120 YARDS).
5. SINGLE-WIDE BIN ENCLOSURES SHALL HAVE A NET ENCLOSURE OPENING OF 12 FEET.
6. DOUBLE-WIDE BIN ENCLOSURES SHALL HAVE A NET ENCLOSURE OPENING OF 24 FEET WITHOUT MIDWALLS. ALTHOUGH NOT PREFERRED, DOUBLE WIDE BIN ENCLOSURES CAN BE DESIGNED WITH MIDWALLS WITH A NET ENCLOSURE OPENING OF 12 FEET ON EACH SIDE OF MIDWALL.
7. GATES, HINGES, SAFETY POSTS, & MOUNTING HARDWARE SHALL BE INSTALLED SO THERE IS A MIN. 9 FOOT DEPTH CREATED WITHIN EACH ENCLOSURE.
8. GATES, HINGES AND MOUNTING HARDWARE SHALL NOT INTRUDE UPON MINIMUM NET ENCLOSURE OPENING SO THERE IS A MINIMUM 12' WIDTH WITHIN EACH ENCLOSURE. DOUBLE ENCLOSURE GATES MUST BE ABLE TO OPEN SIMULTANEOUSLY.
9. BIN ENCLOSURES ARE TO BE ANGLED NO MORE THAN 30 DEGREES FROM THE CENTER LINE OF THE SOLID WASTE COLLECTION VEHICLE ROUTE.
10. BINS THAT ARE VISIBLE FROM A PUBLIC ROADWAY SHALL HAVE ENCLOSURE GATES THAT SCREEN THE BINS FROM PUBLIC VIEW.
11. BIN ENCLOSURES TO BE A MINIMUM OF 3 FEET FROM ANY NON-COMBUSTIBLE PLANNED OR EXISTING STRUCTURE AT ITS CLOSEST POINT; 5 FEET FROM ANY COMBUSTIBLE PLANNED OR EXISTING STRUCTURE AT ITS CLOSEST POINT (PER UNIFORM FIRE CODE 1103.2.2).
12. STANDARDS FOR SOLID WASTE VEHICLE ACCESS ARE ADDRESSED IN COM DETAIL M-62.01.
13. STANDARDS FOR TRIPLE WIDE ENCLOSURES ARE ADDRESSED IN COM DETAIL M-62.03.
14. STANDARDS FOR BIN ENCLOSURE SCREEN WALLS, SAFETY POSTS, AND GATES ARE ADDRESSED IN COM DETAIL M-62.04.
15. STANDARDS FOR PROPERTIES APPROVED FOR BARREL SERVICE ARE ADDRESSED IN COM DETAIL M-62.05.
16. RESTAURANTS MUST PROVIDE A SEPARATE ENCLOSED AREA TO ACCOMODATE THEIR GREASE TRAP. THIS DESIGNATED AREA MUST NOT INTERFERE WITH THE TRASH/RECYCLING COLLECTION.
17. SOLID WASTE ENCLOSURES MAY INCLUDE WATER CONNECTIONS & DRAINS TO FACILITATE CLEANING OF DUMPSTERS. THESE SHOULD BE LOCATED TO NOT IMPEDE THE ENCLOSURE OPENING (AND GATING IF REQUIRED). ADDITIONAL ITEMS SUCH AS LANDSCAPING CONTROL BOXES AND LIGHTING MAY BE POSITIONED ON THE OUTSIDE OF THE ENCLOSURE WALLS.
18. TREE PLANTING SHOULD NOT TAKE PLACE WITHIN TEN (10) FEET OF THE BIN ENCLOSURE AND SHOULD BE SPACED SO AS NOT TO CREATE AN AERIAL OBSTRUCTION FOR THE BIN DUMPING AT THE FINAL FULL GROWTH DIMENSIONS.
19. TRASH ENCLOSURES FOR COMMERCIAL PROPERTIES MUST BE EVENLY SPACED FOR TENANT ACCESS. TRASH ENCLOSURES FOR APARTMENT/CONDO/TOWN-HOME/ MULTI-FAMILY COMPLEXES MUST BE EVENLY SPACED FOR RESIDENTIAL ACCESS.

mesa az
SINGLE AND DOUBLE-WIDE BIN ENCLOSURES - NOTES
DETAIL NO. M-62.02.2
REV. 02/24/2021

C.O.M. STANDARD DETAIL M-62.02.2 (5)

SCALE: NTS

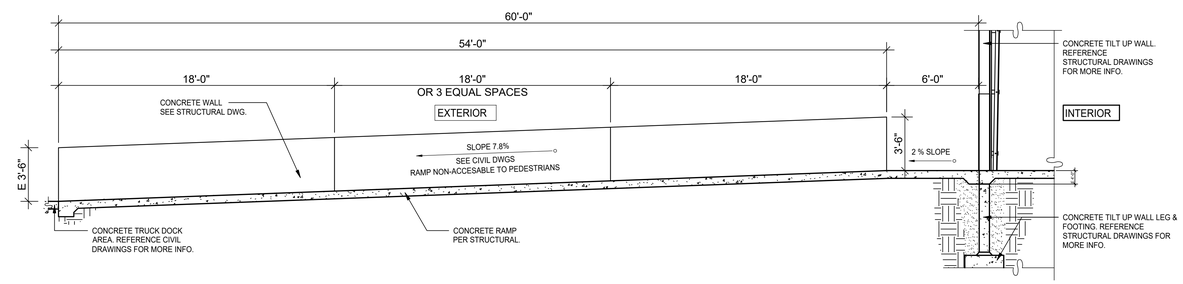


DOCK RAMP SECTION (2)

SCALE: 1/4" = 1'-0"

NOTES

1. TRASH AND RECYCLING BIN AREA SHALL BE SCREENED WITH A SIX FOOT (6') MASONRY WALL PER COM DETAIL M-62.04.1.
2. BIN ENCLOSURE TO BE A MINIMUM OF 3 FEET FROM ANY NON-COMBUSTIBLE PLANNED OR EXISTING STRUCTURE AT ITS CLOSEST POINT, AND 5 FEET FROM ANY COMBUSTIBLE PLANNED OR EXISTING STRUCTURE AT ITS CLOSEST POINT (PER UNIFORM FIRE CODE 1103.2.2).
3. BINS THAT ARE VISIBLE FROM A PUBLIC ROADWAY SHALL HAVE ENCLOSURE GATES THAT SCREEN THE BINS FROM PUBLIC VIEW.
4. GATES SHALL BE INSTALLED SO THERE IS A NET BIN ENCLOSURE OPENING OF 12 FEET PER BIN. GATES, HINGES, AND MOUNTING HARDWARE SHALL NOT INTRUDE UPON MINIMUM NET ENCLOSURE OPENING.
5. GATES, HINGES, SAFETY POSTS, AND MOUNTING HARDWARE SHALL BE INSTALLED SO THERE IS A MINIMUM 9 FOOT DEPTH CREATED WITHIN EACH ENCLOSURE.
6. EACH ENCLOSURE GATE SHALL HAVE DROP PINS INSTALLED AND HOLES DRILLED IN THE CONCRETE AT BOTH THE OPEN AND CLOSED POSITIONS TO PREVENT GATES FROM CLOSING INTO THE COLLECTION VEHICLE.
7. BIN ENCLOSURES SHALL HAVE (3) 6" DIAMETER STEEL SAFETY POSTS INSTALLED IN THE BACK OF THE ENCLOSURE ONLY PER COM DETAIL M-62.04.1.
8. SAFETY POSTS SHALL HAVE A HEIGHT OF 6 FEET OR BE EQUAL TO THE HEIGHT OF THE BACK SCREEN WALL OF THE ENCLOSURE. SAFETY POSTS SHALL BE PLACED A MINIMUM OF 4" FROM THE WALL.
9. USE CLASS "A" CONCRETE AS PER SECTION 725 EXCEPT AS NOTED IN SAFETY POST DETAIL ON COM DETAIL M-62.04.1.
10. STEEL REINFORCEMENT SHALL BE GRADE 40.
11. EXPANSION JOINT FILLER SHALL BE 1/2" BITUMINOUS TYPE PREFORMED EXPANSION JOINT FILLER ASTM D-1751.
12. EXTERIOR FINISH OF 6 FOOT MASONRY SCREEN WALLS SHALL BE COORDINATED ARCHITECTURALLY WITH PRIMARY BUILDING FINISHES.
13. SOIL BELOW THE WALL FOOTER AND CONCRETE PAD SHALL BE COMPACTED TO A DEPTH OF 6 INCHES AND TO A MINIMUM DRY DENSITY OF 90% IN ACCORDANCE WITH ASTM D-2922 AND D-3017, AFTER ADJUSTMENT FOR ROCK CORRECTION.
14. STANDARDS FOR SOLID WASTE VEHICLE ACCESS ARE ADDRESSED IN COM DETAIL M-62.01.
15. STANDARDS FOR SINGLE, DOUBLE, AND TRIPLE-WIDE BIN ENCLOSURES ARE ADDRESSED IN COM DETAILS M-62.02 AND M-62.03.

SEE M-62.04.1 FOR REFERENCED NOTES

mesa az
BIN ENCLOSURE SCREEN WALL, SAFETY POST AND GATE STANDARDS - NOTES
DETAIL NO. M-62.04.2
REV. 01/31/14

C.O.M. STANDARD DETAIL M-62.04.2 (6)

SCALE: NTS

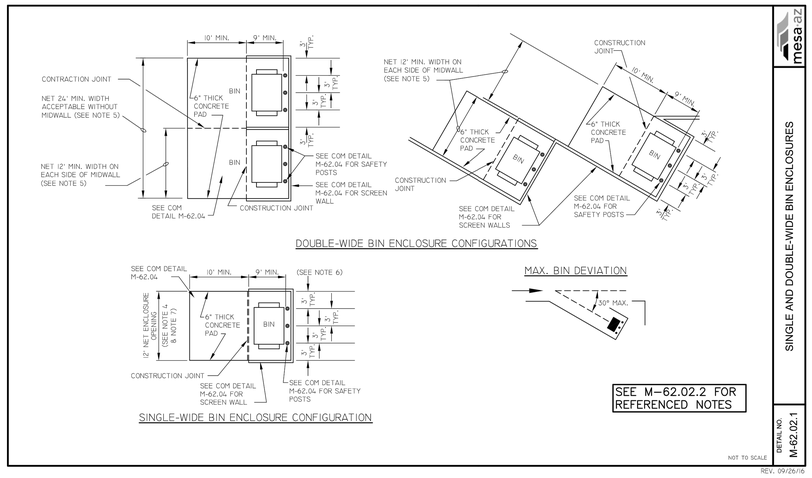


SEE M-62.02.2 FOR REFERENCED NOTES

mesa az
SINGLE AND DOUBLE-WIDE BIN ENCLOSURES
DETAIL NO. M-62.02.1
NOT TO SCALE
REV. 09/26/16

C.O.M. STANDARD DETAIL M-62.02.1 - BIN ENCLOSURES (3)

SCALE: NTS


WARE MALCOMB
2777 E. Camelback Rd. Suite #325
Phoenix, AZ 85016
P-480.787.1000
ARCHITECTURE CIVIL ENGINEERING
PLANNING BRANDING
INTERIORS BUILDING MEASUREMENT


REGISTERED ARCHITECT 63180 BRADEN P. BLAKE DATE SIGNED ARIZONA U.S.A.

MERIDIAN 24 INDUSTRIAL

6450 S MERIDIAN RD
MESA, ARIZONA 85212

DETAILS

| DATE | REMARKS |
|---|---|

| | |
|---|---|
| PA/PM: | M. RETZLAFF |
| DRAWN BY.: | JD |
| JOB NO.: | PHX22-0015-00 |

SHEET A1.6

Mon, 20 Nov 2023


THESE DRAWINGS AND SPECIFICATIONS ARE THE PROPERTY AND COPYRIGHT OF WARE MALCOMB AND SHALL NOT BE USED ON ANY OTHER WORK EXCEPT BY AGREEMENT WITH WARE MALCOMB. WRITTEN DIMENSIONS SHALL TAKE PRECEDENCE OVER SCALED DIMENSIONS AND SHALL BE VERIFIED ON THE JOB SITE. ANY DISCREPANCY SHALL BE BROUGHT TO THE NOTICE OF WARE MALCOMB PRIOR TO THE COMMENCEMENT OF ANY WORK.


W:\PHX\22\0015\00\Architectural\Cad\DD\PLANNING\0015_A16_SITE DETAILS.dwg

CAUTION: IF THIS SHEET IS NOT 30"x42" IT IS A REDUCED PRINT

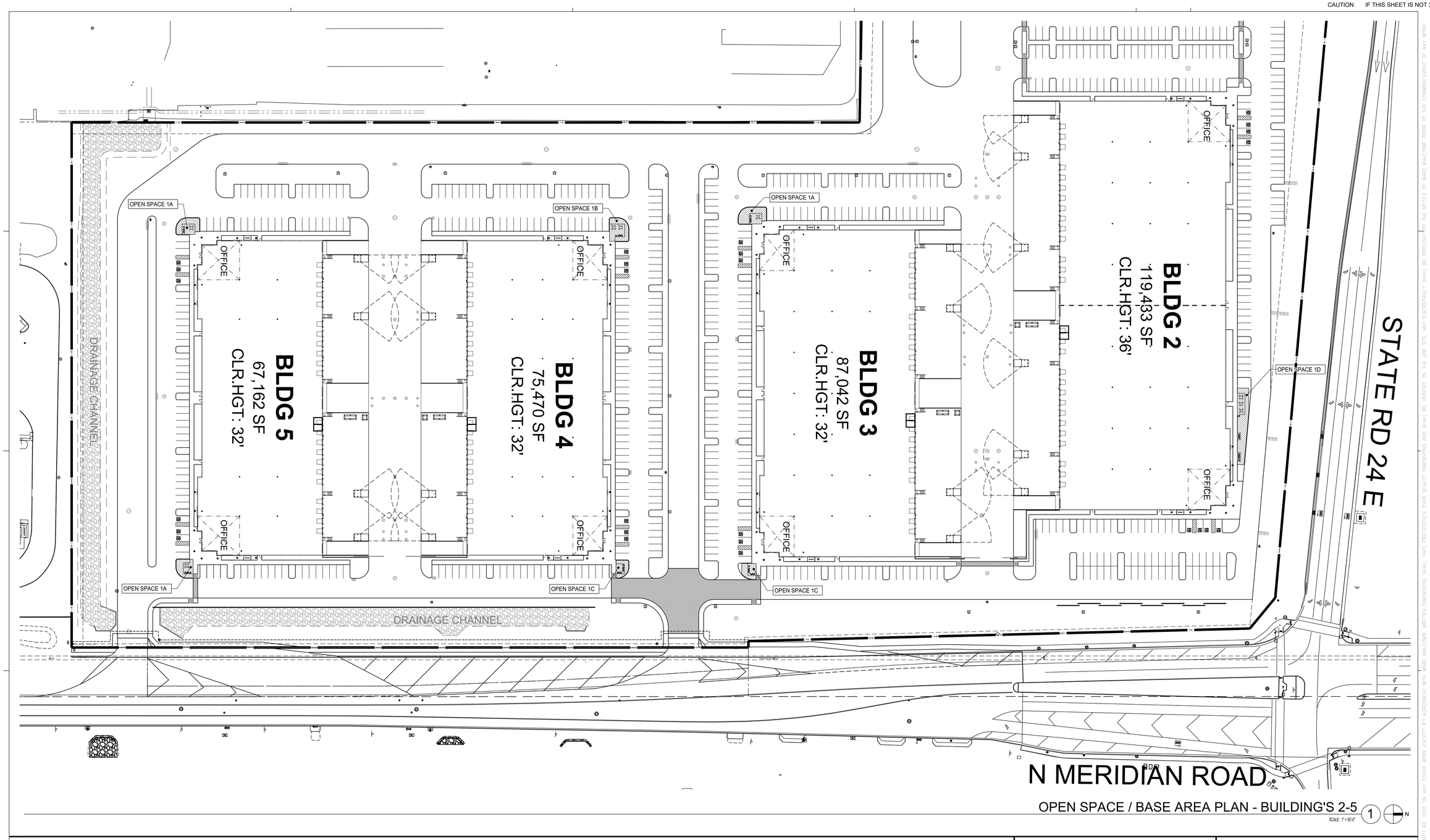


OPEN SPACE / BASE AREA PLAN - BUILDING'S 2-5

SCALE: 1" = 50'-0"

## FOUNDATION BASE AREA CALCULATIONS

| BUILDING | BASE AREA REQUIRED | BASE AREA PROVIDED | AVERAGE DEPTH |
|---|---|---|---|
| • BUILDING 1 (1,102 LF) | • 16,530 SF | • 17,532 SF | • 15.9 LF |
| • BUILDING 2 (993 LF) | • 14,895 SF | • 17,646 SF | • 17.8 LF |
| • BUILDING 3 (845 LF) | • 12,675 SF | • 14,270 SF | • 16.9 LF |
| • BUILDING 4 (788 LF) | • 11,820 SF | • 13,395 SF | • 17.0 LF |
| • BUILDING 5 (748 LF) | • 11,220 SF | • 13,004 SF | • 17.4 LF |

*PER CITY OF MESA ZONING ORDINANCE 11-33-5, FOUNDATION BASE DOES NOT INCLUDE LOADING AND SERVICES AREAS IN REAR OF EACH BUILDING

## AMENITY SCHEDULE

OPEN SPACE 1A

AMMENITIES:
- (1) BENCH
- (1) OUTDOOR TABLES (PROVIDED BY OWNER/TENANT)
- (1) TRASH RECEPTACLE

OPEN SPACE 1B

AMMENITIES:
- (1) BENCH
- (2) OUTDOOR TABLES (PROVIDED BY OWNER/TENANT)
- (1) TRASH RECEPTACLE

OPEN SPACE 1C

AMMENITIES:
- (2) BENCHES
- (1) TRASH RECEPTACLE

OPEN SPACE 1D

AMMENITIES:
- (2) BENCH
- (3) OUTDOOR TABLES (PROVIDED BY OWNER/TENANT)
- (2) TRASH RECEPTACLE

## COMMON OPEN SPACE CALC

BUILDING 2
REQUIRED: 119,433 SF @ 1% = 1,194 SF
PROVIDED: 1,504 SF

BUILDING 3
REQUIRED: 87,042 SF @ 1% = 870 SF
PROVIDED: 1,104 SF

BUILDING 4
REQUIRED: 75,470 SF @ 1% = 755 SF
PROVIDED: 1,066 SF

BUILDING 5
REQUIRED: 67,162 SF @ 1% = 672 SF
PROVIDED: 1,101 SF


WARE MALCOMB
2777 E. Camelback Rd. Suite #325
Phoenix, AZ 85016
P 480.767.1001
ARCHITECTURE CIVIL ENGINEERING
PLANNING BRANDING
INTERIORS BUILDING MEASUREMENT


REGISTERED ARCHITECT 63180 BRADEN P. BLAKE ARIZONA U.S.A.

# MERIDIAN 24 INDUSTRIAL

6450 S MERIDIAN RD
MESA, ARIZONA 85212

OPEN SPACE PLAN

| DATE | REMARKS |
|---|---|

| | |
|---|---|
| PA/PM: | M. RETZLAFF |
| DRAWN BY.: | JD |
| JOB NO.: | PHX22-0015-00 |

SHEET
A1.7


THESE DRAWINGS AND SPECIFICATIONS ARE THE PROPERTY AND COPYRIGHT OF WARE MALCOMB AND SHALL NOT BE USED ON ANY OTHER WORK EXCEPT BY AGREEMENT WITH WARE MALCOMB. WRITTEN DIMENSIONS SHALL TAKE PRECEDENCE OVER SCALED DIMENSIONS AND SHALL BE VERIFIED ON THE JOB SITE. ANY DISCREPANCY SHALL BE BROUGHT TO THE NOTICE OF WARE MALCOMB PRIOR TO THE COMMENCEMENT OF ANY WORK.


C:\Users\jdickson\AppData\Local\Temp\Acl-Publish_9828\0015_A17_OPEN SPACE PLAN.dwg

Mon, 20 Nov 2023

CAUTION: IF THIS SHEET IS NOT 30"x42" IT IS A REDUCED PRINT

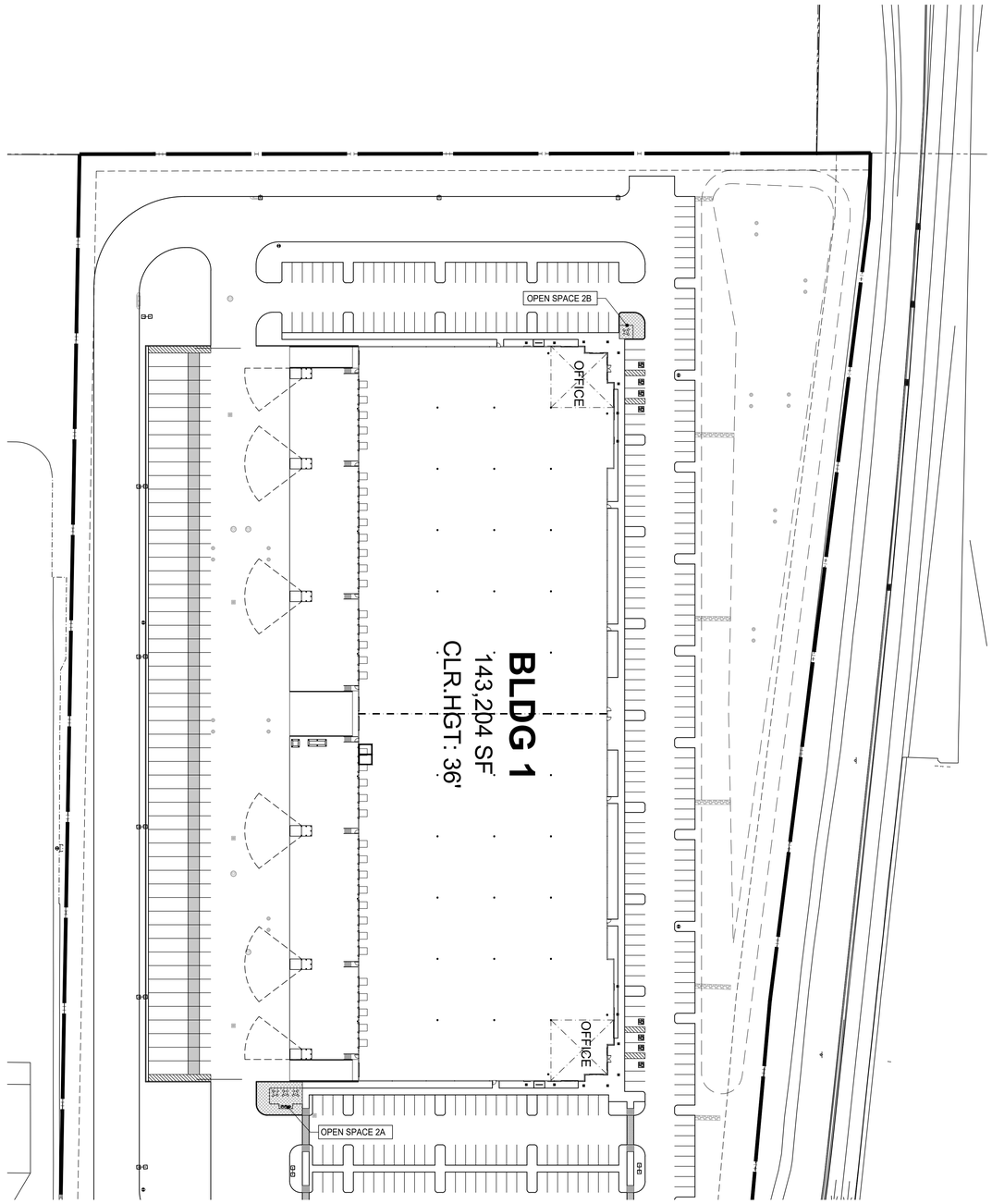


## COMMON OPEN SPACE CALC

BUILDING 1
REQUIRED: 143,204 SF @ 1% = 1,432 SF
PROVIDED: 1,632 SF

## AMENITY SCHEDULE

OPEN SPACE 2A

AMMENITIES:
- (1) BENCH
- (3) OUTDOOR TABLES (PROVIDED BY OWNER/TENANT)
- (1) TRASH RECEPTACLE

OPEN SPACE 2B

AMMENITIES:
- (1) OUTDOOR TABLE (PROVIDED BY OWNER/TENANT)

### FOUNDATION BASE AREA CALCULATIONS

| BUILDING | BASE AREA REQUIRED | BASE AREA PROVIDED | AVERAGE DEPTH |
|---|---|---|---|
| • BUILDING 1 (1,102 LF) | • 16,530 SF | • 17,532 SF | • 15.9 LF |
| • BUILDING 2 (993 LF) | • 14,895 SF | • 17,646 SF | • 17.8 LF |
| • BUILDING 3 (845 LF) | • 12,675 SF | • 14,270 SF | • 16.9 LF |
| • BUILDING 4 (788 LF) | • 11,820 SF | • 13,395 SF | • 17.0 LF |
| • BUILDING 5 (748 LF) | • 11,220 SF | • 13,004 SF | • 17.4 LF |

*PER CITY OF MESA ZONING ORDINANCE 11-33-5, FOUNDATION BASE DOES NOT INCLUDE LOADING AND SERVICES AREAS IN REAR OF EACH BUILDING

OPEN SPACE / BASE AREA PLAN - BUILDING 1

SCALE: 1" = 50'-0" (1) N


WARE MALCOMB
2777 E. Camelback Rd. Suite #325
Phoenix, AZ 85016
P 480.767.1001
ARCHITECTURE CIVIL ENGINEERING
PLANNING BRANDING
INTERIORS BUILDING MEASUREMENT


REGISTERED ARCHITECT 63180 BRADEN P. BLAKE DATE SIGNED ARIZONA U.S.A.

# MERIDIAN 24 INDUSTRIAL

6450 S MERIDIAN RD
MESA, ARIZONA 85212

OPEN SPACE PLAN

| DATE | REMARKS |
|---|---|

| | |
|---|---|
| PA/PM: | M. RETZLAFF |
| DRAWN BY.: | JD |
| JOB NO.: | PHX22-0015-00 |

SHEET
A1.8

Mon, 20 Nov 2023


THESE DRAWINGS AND SPECIFICATIONS ARE THE PROPERTY AND COPYRIGHT OF WARE MALCOMB AND SHALL NOT BE USED ON ANY OTHER WORK EXCEPT BY AGREEMENT WITH WARE MALCOMB. WRITTEN DIMENSIONS SHALL TAKE PRECEDENCE OVER SCALED DIMENSIONS AND SHALL BE VERIFIED ON THE JOB SITE. ANY DISCREPANCY SHALL BE BROUGHT TO THE NOTICE OF WARE MALCOMB PRIOR TO THE COMMENCEMENT OF ANY WORK.


C:\Users\jdrickson\AppData\Local\Temp\Acl-Publish_9828\0015_A17_OPEN SPACE PLAN.dwg

CAUTION: IF THIS SHEET IS NOT 30"x42" IT IS A REDUCED PRINT

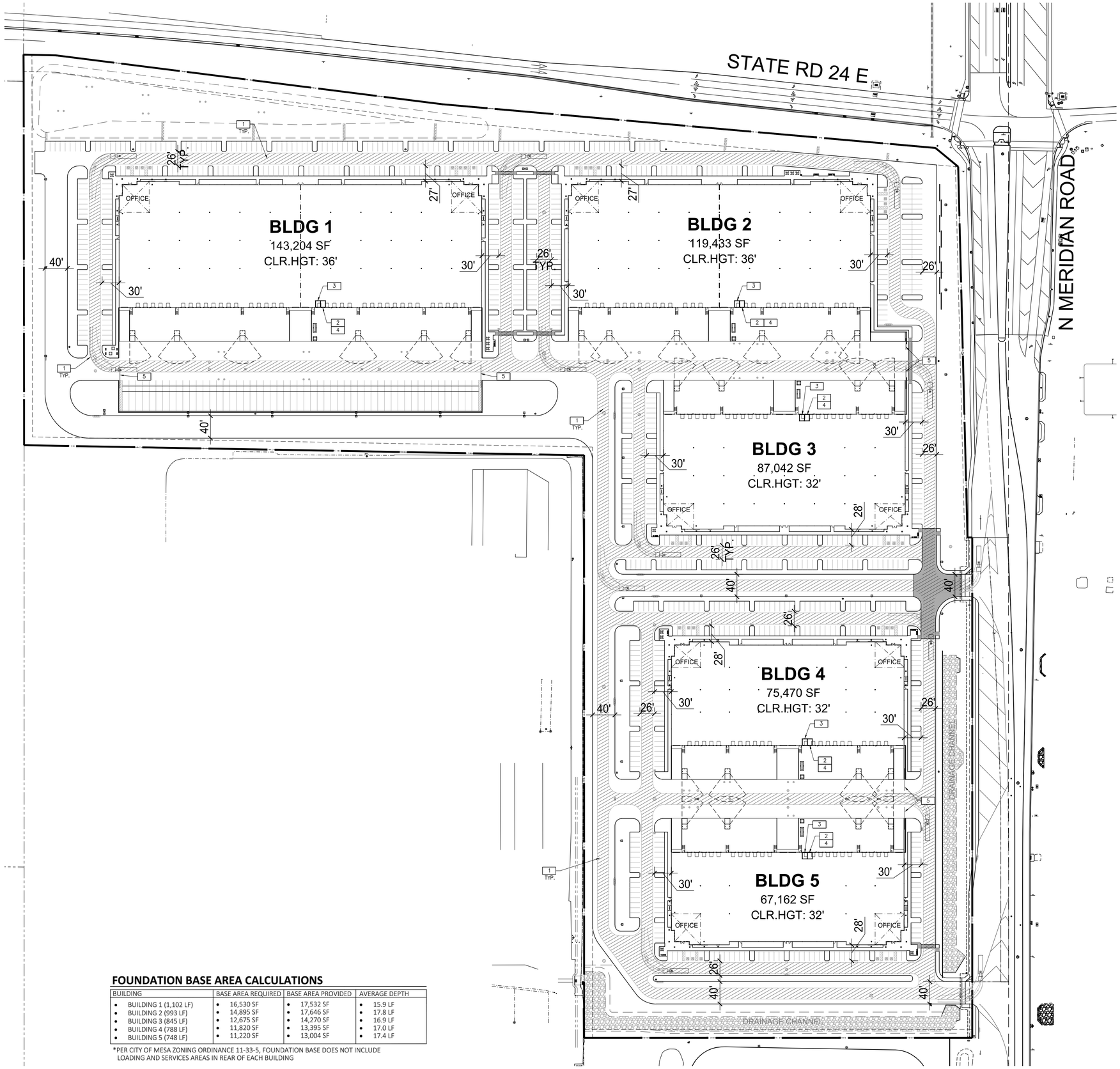


## FOUNDATION BASE AREA CALCULATIONS

| BUILDING | BASE AREA REQUIRED | BASE AREA PROVIDED | AVERAGE DEPTH |
|---|---|---|---|
| • BUILDING 1 (1,102 LF) | • 16,530 SF | • 17,532 SF | • 15.9 LF |
| • BUILDING 2 (993 LF) | • 14,895 SF | • 17,646 SF | • 17.8 LF |
| • BUILDING 3 (845 LF) | • 12,675 SF | • 14,270 SF | • 16.9 LF |
| • BUILDING 4 (788 LF) | • 11,820 SF | • 13,395 SF | • 17.0 LF |
| • BUILDING 5 (748 LF) | • 11,220 SF | • 13,004 SF | • 17.4 LF |

*PER CITY OF MESA ZONING ORDINANCE 11-33-5, FOUNDATION BASE DOES NOT INCLUDE LOADING AND SERVICES AREAS IN REAR OF EACH BUILDING

SITE FIRE PLAN
SCALE: 1"=70'-0"

## FIRE PLAN KEYNOTES

1. FIRE LANE HATCHED, 20 FEET WIDE.
2. FIRE PUMP/RISER ROOM WITH KNOX BOX.
3. ROOF ACCESS LADDER
4. FDC LOCATION
5. MANUAL GATE, FIRE LANE SIGNS REQUIRED AT ALL MANUAL VEHICLE GATES WHERE GATES CROSS FIRE LANES IN ACCORDANCE WITH FDP DETAILS 506.1 @ ALL TRUCK YARDS)

## SITE LEGEND

FIRE LANE HATCH

FIRE TRUCK MOVEMENT SYMBOL (INSIDE RADIUS 35', OUTSIDE RADIUS 55')

CITY OF MESA KNOX BOX COMMENTS:
A. KNOX PRODUCT ORDERS FOR THE CITY OF MESA WILL BE MADE DIRECTLY WITH THE KNOX COMPANY.
I. AN ORDER CAN BE PLACED:
1. IN PERSON AT 1601 W. DEER VALLEY ROAD, PHOENIX, AZ 85027
2. OLINE AT KNOXBOX.COM/STORE.
3. OVER THE PHONE BY CALLING 1-800-552-5669

2. IF THE DISTANCE OF TRAVEL FROM THE MAIN ENTRANCE TO A SECOND ENTRANCE EXCEEDS 300' AND ADDITIONAL LOCK DEVICE WILL BE REQUIRED.

3. IF YOU NEED ASSISTANCE DETERMINING THE BEST LOCATION FOR YOUR PRODUCT TO BE INSTALLED OR TO INSTALL KEYS, PLEASE CALL THE MESA FIRE DEPARTMENT PREVENTION OFFICE AT 480-644-2622.

INSTALLING A LOCK:
A. BOXES
BOX LOCATIONS:
1. IF YOU NEED ASSISTANCE DETERMINING THE BEST LOCATION FOR YOUR PRODUCT TO BE INSTALLED PLEASE CALL THE MESA FIRE DEPARTMENT PREVENTION OFFICE AT 480-644-2622.

2. THE BOX SHALL BE LOCATED ON A PERMANENT SURFACE, SUCH AS A WALL, WELDED TO A GATE OR STEEL POSTED FILLED WITH CONCRETE.

3. THE HEIGHT OF THE BOX SHALL BE NO LOWER THAN FIVE (5) FEET AND NO HIGHER THAN SIX (6) FEET.

4. WHENEVER POSSIBLE, LOCK BOXES OR PADLOCKS SHALL BE INSTALLED ON THE RIGHT SIDE OF AN ENTRY IN PROXIMITY TO THE FRONT ENTRANCE TO FACILITATE ACCESS BY THE FIRE DEPARTMENT PERSONNEL.

KEYS:
1. FIRE PREVENTION STAFF WILL DETERMINE WHICH KEYS NEED TO BE PUT INTO THE LOCK BOX FOR ACCESS. EXAMPLE: HIGH-RISE BUILDING, MASTER DOOR KEY, ELEVATOR KEY, FIRE ALARM CONTROL KEY, ALARM PANEL KEY.
2. A TAG WILL ATTACHED TO EACH KEY WITH THE NAME OF THE AREA THAT THE KEYS SERVES.
3. THE FIRE PREVENTION INSPECTOR WILL TEST THE KEYS IN THE APPROPRIATE LOCKS PRIOR TO PLACING THEM IN THE BOX FOR USE.
4. THE KEYS WILL BE SECURED INTO THE LOCK BOX AND LOCKED BY THE FIRE PREVENTION INSPECTOR.

GATES:
1. A MINIMUM OF 20' IN WIDTH IS REQUIRED BY THE MESA FIRE CODE FOR FIRE LANE ACCESS. THIS WIDTH ALLOWS TWO VEHICLES TO PASS ONTO/OUT OF THE PROPERTY AT THE SAME TIME.

OPTIONS:
A. A SINGLE GATE OPENING, ONE OR TWO-LEAF STYLE TO PROVIDE 20' UNOBSTRUCTED WIDTH. THE 20' WIDTH SHALL BE UPON THE APPROVED STREET SURFACE AND SHALL NOTE INCLUDE A ROLL CURB, ETC. SEE CITY OF MESA DETAIL M-19.1

B. IN AREAS WHERE A GUARDHOUSE, MEDIAN, CARD-READER, OR OTHER SECURITY ACCESS DEVICE EXISTS, A SPLIT ENTRANCE MAY BE ALLOWED. EACH LANE SHALL HAVE A MINIMUM OF 16" CLEAR UNOBSTRUCTED WIDTH. SEE CITY OF MESA DETAIL M-42.1 AND M-42.2 (NOTE: THE SPLIT ENTRANCE SHALL NOT BE SEPARATED BY ANY DISTANCE OTHER THAN THE GUARD SHACK OR ACCESS DEVICE.

2. OBSTRUCTIONS – NO SPIKES OR OTHER ROADWAY HINDRANCE WILL BE ALLOWED.
3. DRIVEWAY ENTRANCE AND TURNING RADII SHALL COMPLY WITH ESTABLISHED CITY OF MESA DETAILS FOR FIRE APPARATUS ACCESS.

C. SECURING AREAS WITH CHAIN, CABLE, AND PADLOCKS.

1. FIRE LANES – PADLOCKS SHALL BE INSTALLED PER DETAIL.
2. IF A CHAIN OR CABLE IS USED TO SECURE THE GATE, THE CHAIN/CABLE SHOULD ONLY BE LONG ENOUGH TO ALLOW THE BUSINESS OWNERS LOCK AND KNOX LOCK TO BE INTERLOCKED. THE CHAIN/CABLE SHALL BE PERMANENTLY WELDED TO THE FENCE/GATE TO PREVENT LOSS OR THEFT OF THE LOCKS.


WARE MALCOMB
2777 E. Camelback Rd. Suite #325
Phoenix, AZ 85016
P 480.767.1001
ARCHITECTURE CIVIL ENGINEERING
PLANNING BRANDING
INTERIORS BUILDING MEASUREMENT


REGISTERED ARCHITECT 63180 BRADEN P. BLAKE DATE SIGNED ARIZONA U.S.A.

# MERIDIAN 24 INDUSTRIAL

6450 S MERIDIAN RD
MESA, ARIZONA 85212

SITE FIRE PLAN

| DATE | REMARKS |
|---|---|

| | |
|---|---|
| PA/PM: | M. RETZLAFF |
| DRAWN BY.: | JD |
| JOB NO.: | PHX22-0015-00 |

SHEET
A1.9

Thu, 14 Dec 2023


THESE DRAWINGS AND SPECIFICATIONS ARE THE PROPERTY AND COPYRIGHT OF WARE MALCOMB AND SHALL NOT BE USED ON ANY OTHER WORK EXCEPT BY AGREEMENT WITH WARE MALCOMB. WRITTEN DIMENSIONS SHALL TAKE PRECEDENCE OVER SCALED DIMENSIONS AND SHALL BE VERIFIED ON THE JOB SITE. ANY DISCREPANCY SHALL BE BROUGHT TO THE NOTICE OF WARE MALCOMB PRIOR TO THE COMMENCEMENT OF ANY WORK.


W:\PHX\22\0015\00\Architectural\Cad\DD\PLANNING\0015_A19_SITE FIRE PLAN.dwg

CAUTION: IF THIS SHEET IS NOT 30"x42" IT IS A REDUCED PRINT

## OUTDOOR TABLE / BENCH / TRASH RECEPTACLE - IMAGES (7)

REFERENCE: A1.7/A1.8 SCALE: NTS

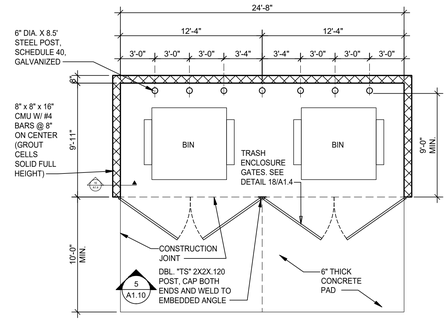


## TRASH ENCLOSURE - PLAN (4)

REFERENCE: 15/A1.4 SCALE: 3/16" = 1'-0"

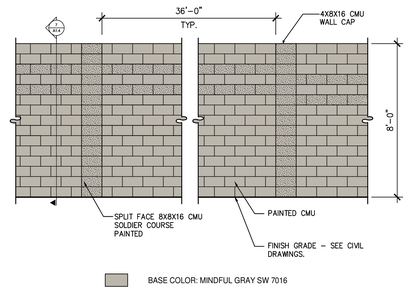


## CMU YARD SCREEN WALL - COLOR (1)

REFERENCE: 3/A1.4 SCALE: 1/4" = 1'-0"

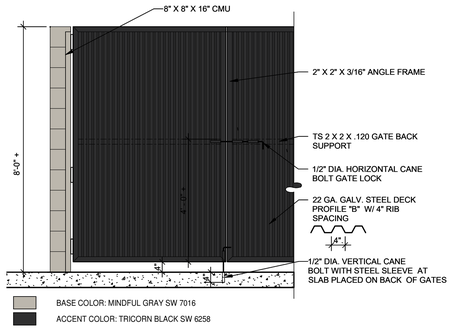


## TRASH ENCLOSURE - GATE - COLOR (5)

REFERENCE: 18/A1.4 SCALE: 1/2" = 1'-0"

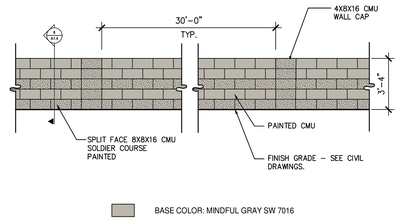


## CMU PARKING SCREEN WALL - COLOR (2)

REFERENCE: 4/A1.4 SCALE: 1/4" = 1'-0"



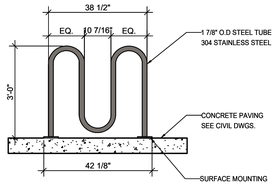


## BIKE RACK SECTION - COLOR (6)

REFERENCE: 4/A1.5 SCALE: 1/2" = 1'-0"

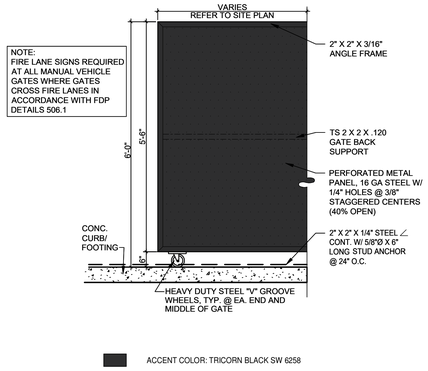


## TYPICAL MANUAL SLIDING GATE ELEVATION - COLOR (3)

REFERENCE: 17/A1.5 SCALE: 1/2"=1'-0"

THESE DRAWINGS AND SPECIFICATIONS ARE THE PROPERTY AND COPYRIGHT OF WARE MALCOMB AND SHALL NOT BE USED ON ANY OTHER WORK EXCEPT BY AGREEMENT WITH WARE MALCOMB. WRITTEN DIMENSIONS SHALL TAKE PRECEDENCE OVER SCALED DIMENSIONS AND SHALL BE VERIFIED ON THE JOB SITE. ANY DISCREPANCY SHALL BE BROUGHT TO THE NOTICE OF WARE MALCOMB PRIOR TO THE COMMENCEMENT OF ANY WORK.

WARE MALCOMB
ARCHITECTURE CIVIL ENGINEERING
PLANNING BRANDING
INTERIORS BUILDING MEASUREMENT
2777 E. Camelback Rd. Suite #325
Phoenix, AZ 85016
P 480.767.1001

REGISTERED ARCHITECT 63180 BRADEN P. BLAKE ARIZONA U.S.A.

# MERIDIAN 24 INDUSTRIAL

6450 S MERIDIAN RD
MESA, ARIZONA 85212

DETAILS - COLOR

| DATE | REMARKS |
|---|---|

| | |
|---|---|
| PA/PM: | M. RETZLAFF |
| DRAWN BY.: | JD |
| JOB NO.: | PHX22-0015-00 |

SHEET
A1.10

Wed, 13 Sep 2023

W:\PHX\22\0015\00\Architectural\Cad\00\PLANNING\0015_A110_Color Details.dwg