

CENTER ST.
PROPERTY LINE = 187'
7 TREES REQUIRED
3 TREES PROVIDED (ALL 36" BOX)
42 SHRUBS REQUIRED
31 SHRUBS PROVIDED (ALL 5 GALLON)

WEST PROPERTY LINE
PROPERTY LINE = 187'
7 TREES REQUIRED
0 TREES PROVIDED
28 SHRUBS REQUIRED
0 SHRUBS PROVIDED

NORTH PROPERTY LINE
PROPERTY LINE = 236'
9 TREES REQUIRED
0 TREES PROVIDED
36 SHRUBS REQUIRED
0 SHRUBS PROVIDED

SOUTH PROPERTY LINE
PROPERTY LINE = 236'
9 TREES REQUIRED
0 TREES PROVIDED
36 SHRUBS REQUIRED
0 SHRUBS PROVIDED

PARKING LOT
PARKING STALLS = 11
3 TREES REQUIRED
0 TREES PROVIDED
9 SHRUBS REQUIRED
0 SHRUBS PROVIDED

LANDSCAPE COVERAGE
LANDSCAPE AREA: 1,227 SQ.FT.
LANDSCAPE COVERAGE REQUIRED: 614 SQ.FT. (50%)
LANDSCAPE COVERAGE PROVIDED: 712 SQ.FT. (58%)

LANDSCAPE LEGEND

- ACACIA ANEURA
MULGA (SRP/APS APPROVED)
36" BOX
- ROSEMARINUS PROSTRATA
TRAILING ROSMARY
5 GALLON
- HESPERALOE PARVIFLORA
RED YUCCA
5 GALLON
- DASYLIRION WHEELERII
DESERT SPOON
5 GALLON
- LANTANA MONTEVIDENSIS
'GOLD MOUND'
5 GALLON
- 1/2" SCREENED ROCK PROS CARMEL
DECOMPOSED GRANITE
2" DEPTH IN ALL LANDSCAPE AREAS

**CITY OF MESA
LANDSCAPE NOTES**

1. ALL LANDSCAPE AREAS TO RECEIVE 2" LAYER DECOMPOSED GRANITE
 2. ALL LANDSCAPE AREA TO BE WATERED BY UNDERGROUND AUTOMATIC IRRIGATION SYSTEM.
 3. THE HEIGHTS AND CALIPERS SHALL COMPLY WITH 'ARIZONIA NURSERY ASSOCIATION SPECIFICATIONS' FOR THAT SIZE AND TYPE OF TREE.
 4. REQUIRED TREES SHALL BE PROVIDED IN EQUAL NUMBERS OF 15 GALLON SIZE AND 24" BOX SIZE OR LARGER.
 5. REQUIRED SHRUBS SHALL HAVE A MATURE GROWTH HEIGHT OF 18" AT LEAST 50% OF REQUIRE SHRUBS SHALL BE 5 GALLON SIZE.
 6. PLANT MATERIAL SHALL BE CALCULATED BASED ON A LINEAR MODULE OF 25 FEET. TREES AND SHRUBS MAY BE CLUSTERED.
- ARTERIAL STREET:**
(2) TREES AND (6) SHRUBS PER 25' OF STREET FRONTAGE
- MAJOR, MIDSECTION COLLECTOR STREET:**
(2) TREES AND (6) SHRUBS PER 25' OF STREET FRONTAGE
- COLLECTOR/INDUSTRIAL/COMMERICAL STREET:**
(1) TREES AND (4) SHRUBS PER 25' OF STREET FRONTAGE
- PUBLIC OR PRIVATE LOCAL STREET:**
(1) TREES AND (4) SHRUBS PER 25' OF STREET FRONTAGE
7. PLANT MATERIAL SIZES REQUIRED:
TREES: (TOTAL REQUIRED TREES:)
25% SHALL BE 36" BOX OR LARGER
50% SHALL BE 24" BOX OR LARGER
NO TREES LESS THAN 15 GALLON
SHRUBS: (TOTAL REQUIRED SHRUBS:)
50% SHALL BE 5 GALLON OR LARGER.
NO SHRUBS LESS THAN 1 GALLON
 8. 1 TREES AND 3 SHRUBS FOR EVERY 15' PARKING ISLAND. PARKING SHALL BE INSTALLED @ EACH END OF ROW OF STALLS AND IN BETWEEN FOR MAXIMUM OF EIGHT CONTIGUOUS PARKING SPACES
 9. FOUNDATION LANDSCAPING: LANDSCAPING TO A MINIMUM HEIGHT OF 18" IS REQUIRED IMMEDIATELY ADJACENT TO OR PROVIDED IN PLANTER AREAS ADJACENT TO BUILDING WHICH HAVE FRONTAGE ON A PUBLIC STREET. PLANTING AREAS MUST BE A MIN. OF 5' WIDE AND A MIN. OF 50% PLANT COVERAGE.
 10. THE BACKFLOW PREVENTION ASSEMBLY SHALL BE TESTED AND APPROVED BY A CERTIFIED TECHNICIAN DESIGNATED IN THE CURRENT CITY OF MESA LIST THE APPROVED INSPECTORS PRIOR TO THE REQUEST FOR FINAL INSPECTION".
 11. THE REQUIRED BACKFLOW PREVENTION ASSEMBLY SHALL BE MANUFACTURER AND MODEL NUMBER DESIGNATED IN THE CURRENT CITY OF MESA LIST OF APPROVED BACKFLOW PREVENTION ASSEMBLIES".
 12. ALL WORK WILL BE DONE UNDER SEPARATE PERMIT FOR SIGNS".
 13. ALL LANDSCAPING INSTALLED WITH THIS PROJECT TO BE MAINTAINED BY OWNERS ASSOC. OR OWNERS ASSOCIATION OF COMMERCIAL SUBDIVISION OR MANAGEMENT COMPANY IF COMMERCIAL RENTALS
 14. THAT ALL TREES AND SHRUBS LOCATED IN LINE-OF-SIGHT WILL BE MAINTAINED TO A CLEAR AREA BETWEEN OF 3' TO 7'
 15. RIP-RAP MUST BE ON NATURAL MATERIALS MATCHING D.G COLORS CONCRETE OR GUNITE MUST BE COLORED TO MATCH D.G. COLOR
 16. TREES SHALL BE PLANTED @ LEAST 20' AWAY FROM ANY STREET LIGHT POLE OR LOCATION. SHRUBS SHALL BE PLANTED @ LEAST 7' FEET AWAY FROM ANY STREET LIGHT POLE OR LCC.
 17. 10% OF TOTAL TREES IN PARKING SHALL BE 36" BOX OR LARGER.

VISIBILITY TRIANGLE INFO:

VISIBILITY TRIANGLES ARE BASED ON CITY OF MESA PUBLIC STREET ACCESS GUIDELINES DATED FEB. 15, 2005.

STREET SPEED: 45 MPH
STREET CROSS SECTION 4LU
FIGURE 2.3 (50MPH DESIGN SPEED) SD=625'


ADDITIONAL NOTES:

THIS LANDSCAPE IS TO BE MAINTAINED ON A WEEKLY BASIS USING A NATURAL MAINTENANCE PROGRAM AND SHALL BE MAINTAINED IN ACCORDANCE WITH THE BEST MANAGEMENT PRACTICE OF THE LANDSCAPE INDUSTRY.

PLANT MATERIAL WITHIN THE SIGHT DISTANCE TRIANGLE SHALL NOT EXCEED 30-INCHES IN HEIGHT AT FULL MATURITY. (1105.4) TREES PLANTED WITHIN THE SIGHT DISTANCE TRIANGLES SHALL BE 24-INCH TO 42-INCH BOX SPECIMENS WITH NO BRANCHES LOWER THAN 8- FEET ABOVE THE SIDEWALK ELEVATION, AND 14- FEET OVER VEHICULAR TRAFFI WAYS.

ALL LANDSCAPE AREAS WILL BE MAINTAINED BY THIS OWNER OR LESSEE IN ACCORDANCE WITH THESE APPROVED PLANS

REQUIRED LANDSCAPE AREAS SHALL BE FREE FROM EN-CROACHMENT BY ANY USE, STRUCTURE, VEHICLE OR FEATURE NOT PART OF THE LANDSCAPE DESIGN.



T.J. McQUEEN & ASSOCIATES, INC.

LANDSCAPE ARCHITECTURE
URBAN DESIGN
SITE PLANNING

10446 N. 74th Street, Suite 150
Scottsdale, Arizona 85258
P. (602)265-0320

EMAIL: timmcqueen@tjma.net



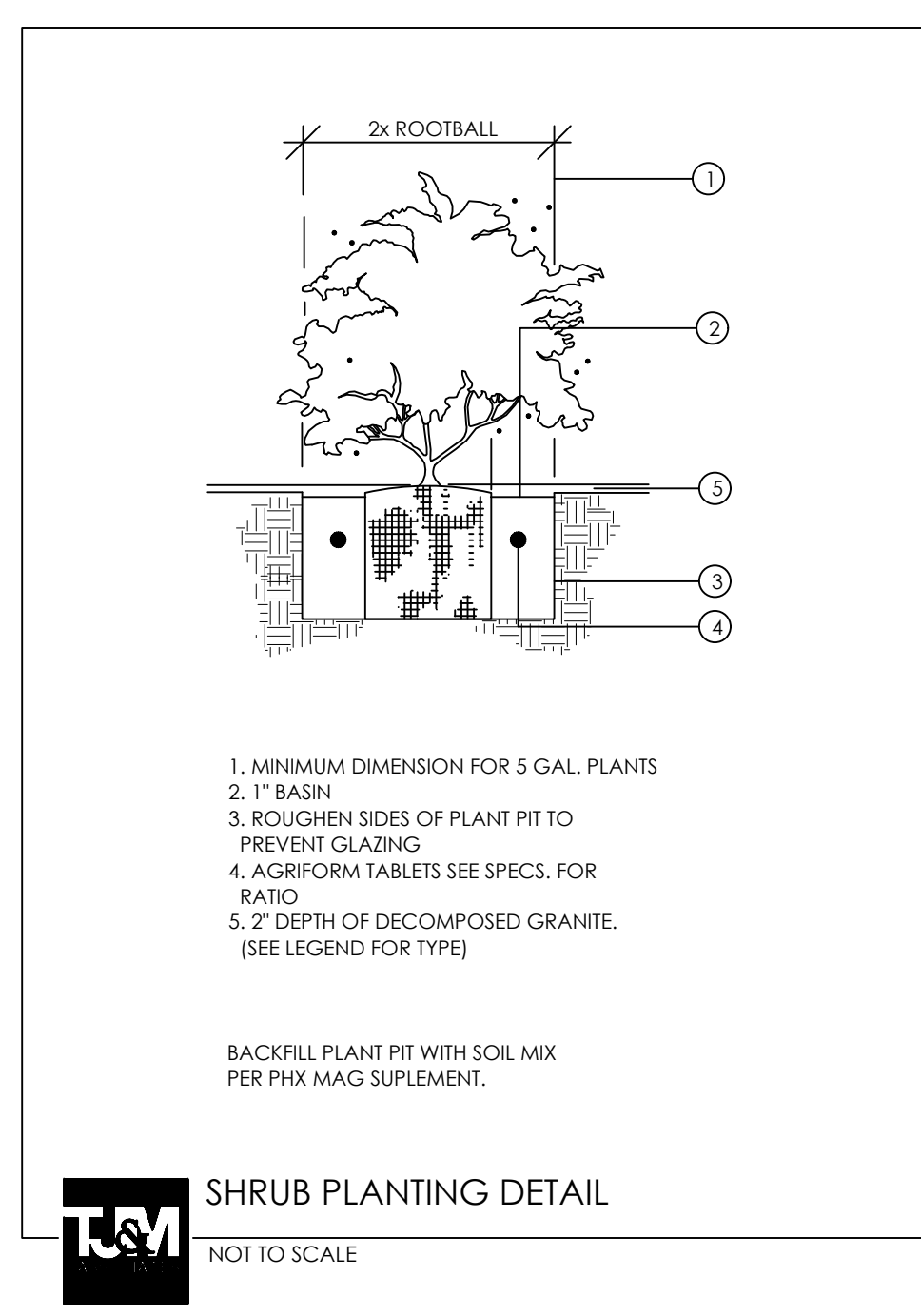
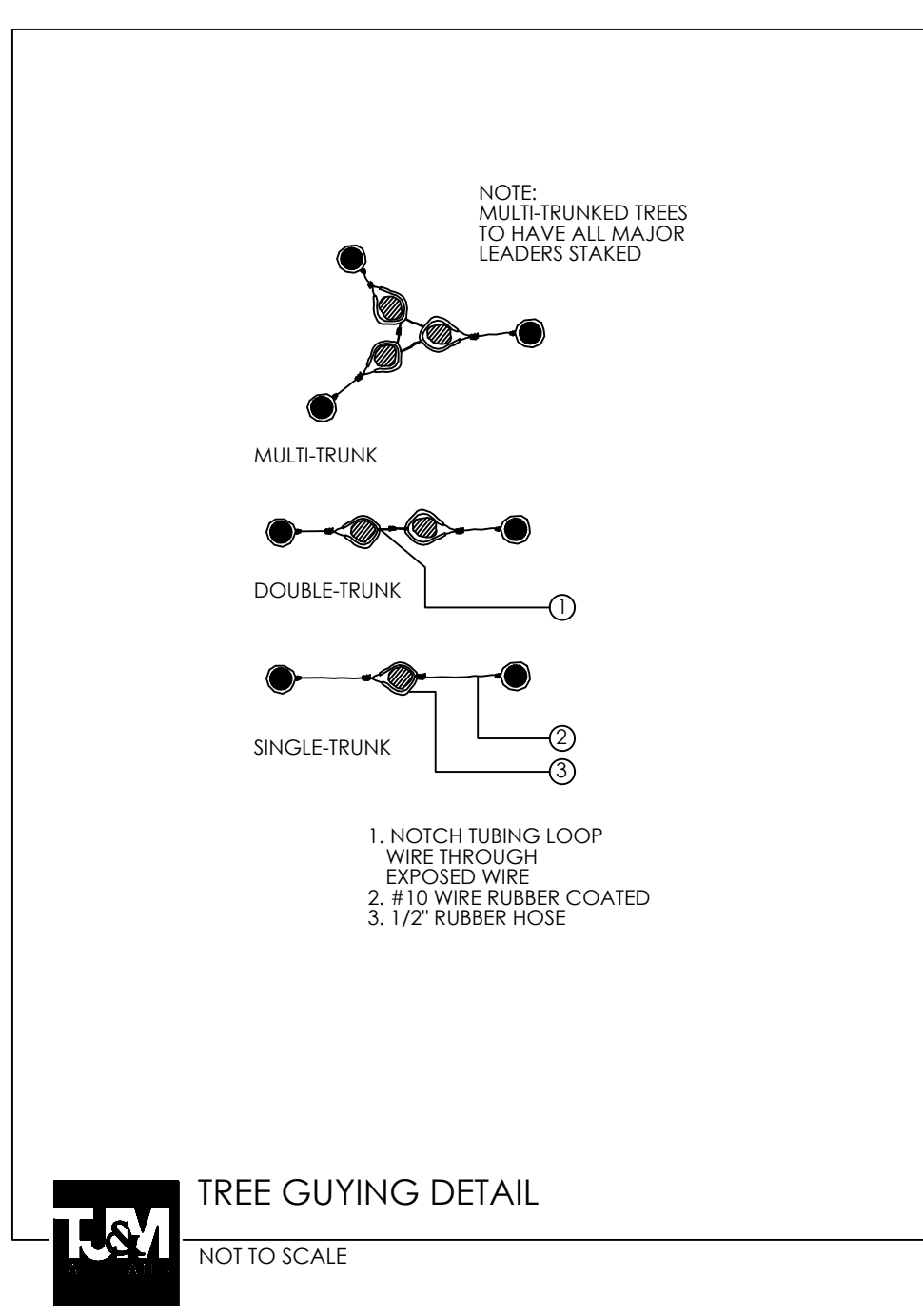
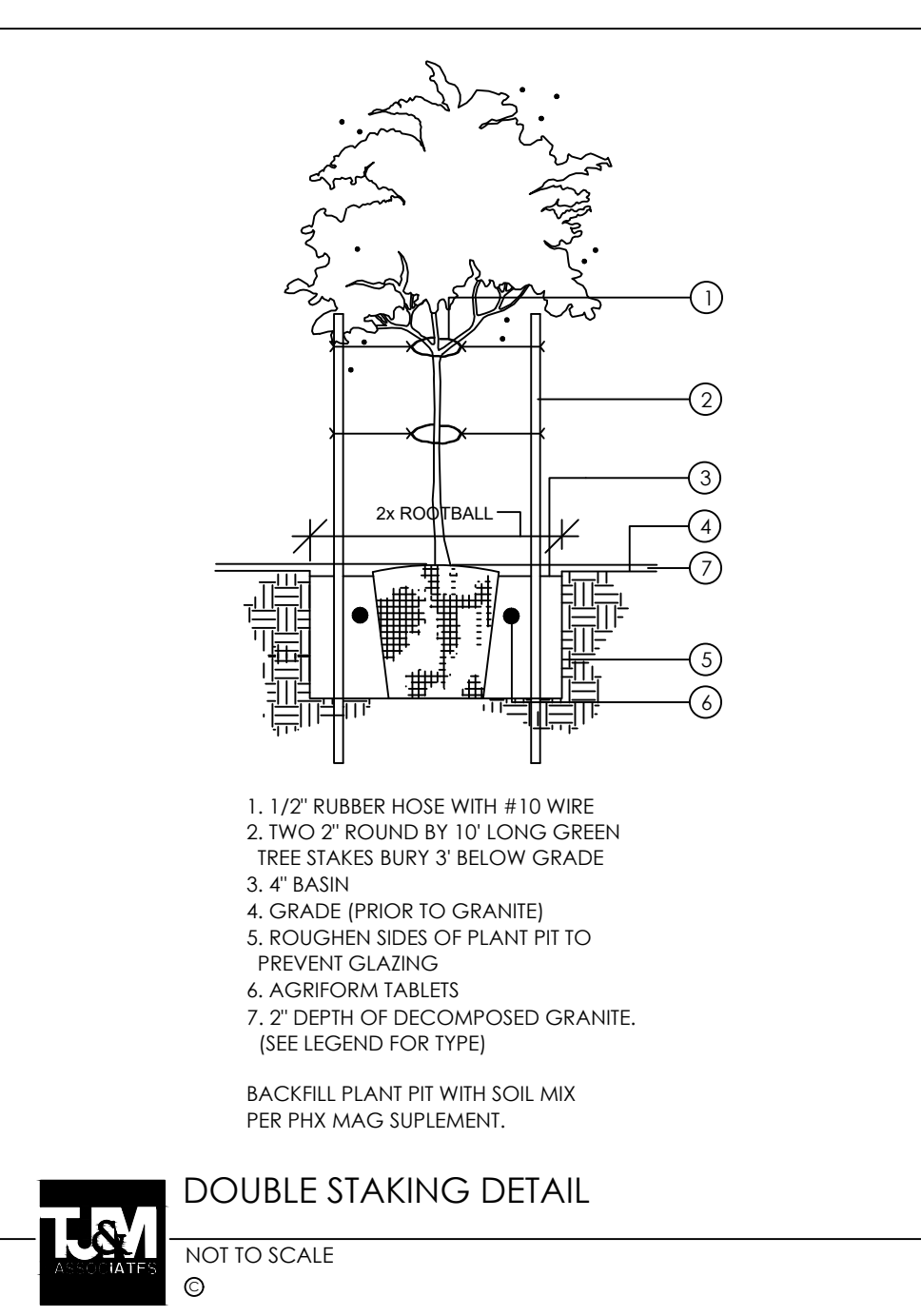
DBA: ARIZONA/
SA RECYCLING LLC.

1124 & 1125 S. CENTER ST.
MESA, AZ 85210

DRAWN DL	CHECKED DJF	DATE 07-24-2024	AS SHOWN	JOB NO. 24029
-------------	----------------	--------------------	----------	------------------



300 W. Clarendon Avenue
Suite 320
Phoenix, AZ 85013
O: 602.234.1868
F: 602.234.1413



REVISIONS

La.01

DO NOT SCALE DRAWING. FOLLOW DIMENSIONS. THIS DRAWING AND THE DESIGN CONCEPTS SHOWN ARE THE SOLE PROPERTY OF KDF ARCHITECTURAL GROUP, LLC. THE REPRODUCTION, COPY OR USE OF THIS DRAWING WITHOUT THEIR PRIOR WRITTEN CONSENT IS PROHIBITED, AND ANY INFRINGEMENT WILL BE SUBJECT TO LEGAL ACTION.