

City of Mesa

FY 2012/13

Budget Highlights

May 7, 2012

Presented by the Office of Management and Budget



The City Focused on Key Areas

- Public Safety
- Innovations with impact
 - Staff continues to produce innovative programs and service delivery methods
- Technological opportunities to increase productivity and quality of service
- Economic investment in the City's future
- Employees

Public Safety Employee Increases

	<u>On-going</u>	<u>One-time</u>	<u>Total</u>
PSPRS*	\$3,324,000		\$3,324,000
Worker's Compensation	\$1,842,000	\$693,000	\$2,535,000
Employee Compensation	\$1,811,000		\$1,811,000
9 Police positions	\$888,000		\$888,000
7.5 Fire positions**	\$337,000		\$337,000
Total Employee Costs	<u>\$8,202,000</u>	<u>\$693,000</u>	<u>\$8,895,000</u>

*PSPRS = Public Safety Personnel Retirement System

** includes 3 positions offset by reduction in overtime, excludes 1 new grant position


Police and Fire positions include 4 civilian positions each

Other Public Safety Increases

	<u>On-going</u>	<u>One-time</u>	<u>Total</u>
Total Employee Costs	<u>\$8,202,000</u>	<u>\$693,000</u>	<u>\$8,895,000</u>
Jail Costs	\$632,000		\$632,000
28 Police vehicles		\$1,400,000	\$1,400,000
70 e-Citation units		\$360,000	\$360,000
Police uniform allowance	\$92,000		\$92,000
Police evidence tech contract		\$180,000	\$180,000
Fire apparatus		\$800,000	\$800,000
Fire recruit academy		\$148,000	\$148,000
Fire tablet pilot program		\$10,000	\$10,000
Total Non-employee Costs	<u>\$724,000</u>	<u>\$2,898,000</u>	<u>\$3,622,000</u>
Total Cost Increase	<u>\$8,926,000</u>	<u>\$3,591,000</u>	<u>\$12,517,000</u>

Innovative Services & Programs

- Self-service library hours
- iMesaLINCS program



- Rec Express
- Energy Efficiency Program


Technological Opportunities

- Book sorting bins, collection management software and mobile book distribution allows for increased library hours
- Project management software for Engineering



More Technological Opportunities

- Mobile dispatch system for utility crews
- Solar bees at the water treatment facilities
- Zonar GPS system on vehicles
- Smartphone applications





Investment in the City's Future through H.E.A.T

Education - \$14M

Capital Improvements

- Benedictine Univ. Bldg.
- 51 E. Main St.
- Mesa Center for Higher Education

Healthcare - \$45K

Sectors

- Research and Development
- Medical Devices

Recruitment Strategy



H.E.A.T



Aerospace - \$300K/yr

Marketing & Attraction Efforts

- Gateway & Falcon Field
- Continued Growth of Economic Activity

Tourism - \$4.5M/yr

- Spring Training Facilities
- Riverview Site Improvements
- Opportunity for Future Commercial Activity



H.E.A.T

Technology - \$2.4M



AZ Labs

- Property Management
- Business Attraction
- Utilities

Accelerator

- Tenant Improvements
- Utilities
- Furniture



Economic Investment Fund

	FY1213	FY1314	FY1415	FY1516	FY1617
Healthcare					
Healthcare Initiative	\$45,000				
Education					
Benedictine University	\$11,800,000				
Mesa Center for Higher Education	\$2,200,000				
	<u>\$14,000,000</u>				
Aerospace					
Marketing	\$300,000	\$300,000	\$300,000	\$300,000	\$300,000
Tourism					
Spring Training Facility	\$4,500,000	\$4,500,000	\$4,500,000	\$4,500,000	\$4,500,000
Technology					
AZ Labs	\$2,000,000				
AZ Labs - Utilities	\$300,000	\$300,000	\$300,000	\$300,000	\$300,000
Accelerator	\$72,000				
	<u>\$2,372,000</u>	<u>\$300,000</u>	<u>\$300,000</u>	<u>\$300,000</u>	<u>\$300,000</u>
	<u>\$21,217,000</u>	<u>\$5,100,000</u>	<u>\$5,100,000</u>	<u>\$5,100,000</u>	<u>\$5,100,000</u>

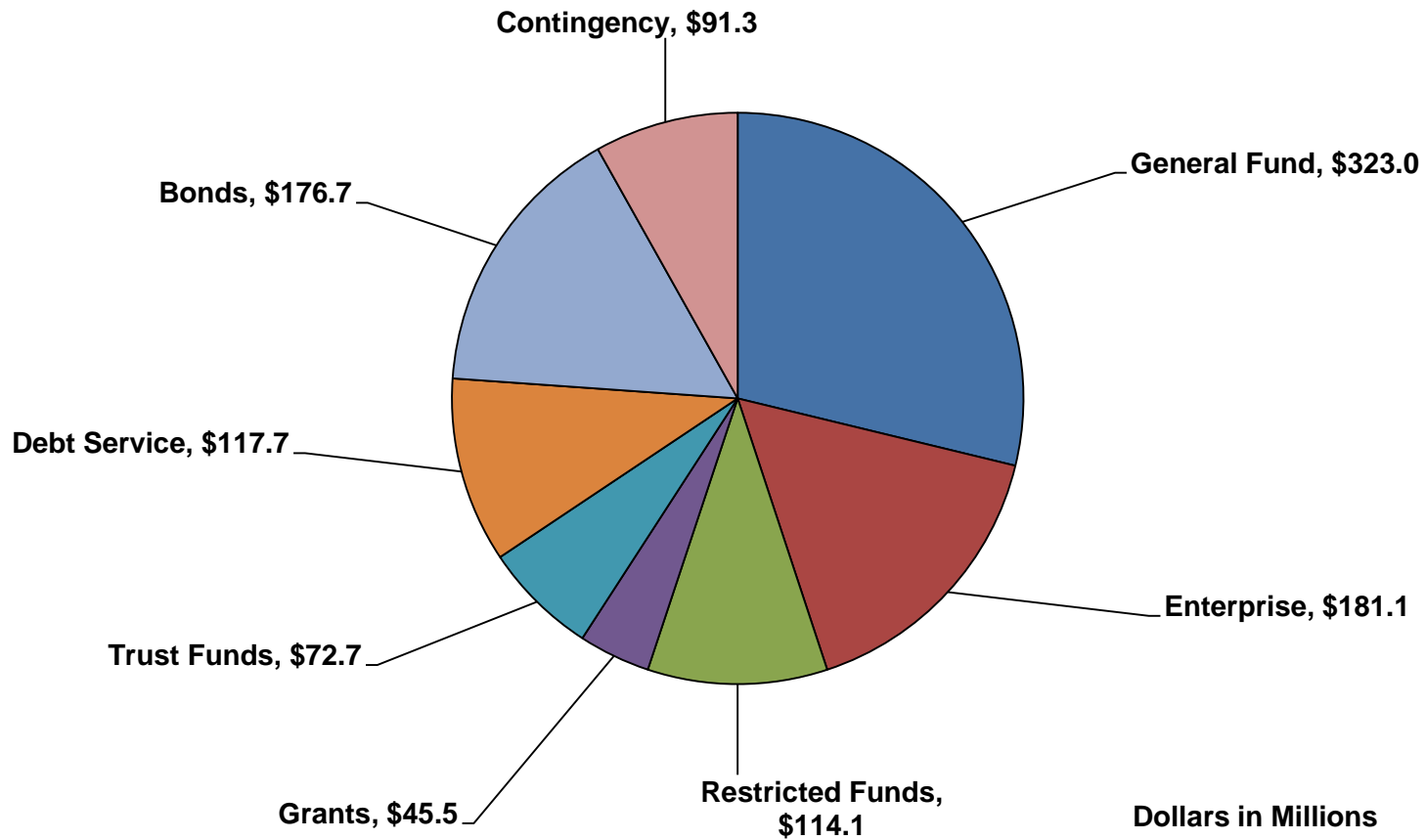
General Fund Employee Increases

	<u>On-going</u>	<u>One-time</u>	<u>Total</u>
Arizona State Retirement System (ASRS)	\$286,000		\$286,000
ASRS return to 50/50 split	\$600,000	\$500,000	\$1,100,000
Worker's Compensation for non-sworn	\$550,000	\$207,000	\$757,000
Annual step pay effective 7/1/12 - 6/30/13	\$2,389,000		\$2,389,000
New positions	\$1,228,000		\$1,228,000
Housing positions previously in CDBG	\$218,000		\$218,000
City Positions previously in CDBG	\$333,000		\$333,000
Total Employee Cost	<u>\$5,604,000</u>	<u>\$707,000</u>	<u>\$6,311,000</u>

Other General Fund Increases

	<u>On-going</u>	<u>One-time</u>	<u>Total</u>
Total Employee Cost	<u>\$5,604,000</u>	<u>\$707,000</u>	<u>\$6,311,000</u>
Property and Public Liability Fund	\$655,000	\$655,000	\$1,310,000
Elections		\$424,000	\$424,000
IT Software Maintenance	\$544,000		\$544,000
Technology related	\$146,000	\$2,209,000	\$2,355,000
Parks CIP and Infrastructure projects		\$3,544,000	\$3,544,000
Other Adjustments	<u>\$871,000</u>	<u>\$1,101,000</u>	<u>\$1,972,000</u>
Total Non-employee Costs	<u>\$2,216,000</u>	<u>\$7,933,000</u>	<u>\$10,149,000</u>
Total Cost Increase	<u><u>\$7,820,000</u></u>	<u><u>\$8,640,000</u></u>	<u><u>\$16,460,000</u></u>

12/13 Preliminary Expenditure Budget \$1.122B



Carryover Appropriations

- The preliminary budget does not include carryover from 11/12.
- Items that were originally budgeted in 11/12 but will not be expensed until 12/13, need to be appropriated as part of the 12/13 budget.
- Funding sources were previously identified and continue to be available.
- The tentative budget adopted by City Council on June 4th will include these carryover items.

12/13 Remaining Budget Calendar

May	Preliminary Operation Budget and Capital Improvement Program submitted to Council
May 21	Council adopts Notice of Intent to Adjust Utility Rates
May 31	Council reviews proposed Parks bond projects
June 4	Council adopts the 12/13 Tentative Budget
June 25	Public Hearing on Final Budget, Capital Improvement Program, and utility rate adjustments Council adopts Final Budget, Capital Improvement Program, and utility rate adjustments
July 2	Council calls November 2012 bond election
July 9	Council adopts Secondary Property Tax levy

