

**City of Mesa
Parks and Recreation Advisory Board
Minutes**

DATE: Wednesday, November 12, 2025
TIME: 5:00 PM
LOCATION: City Hall 20 E Main St, Lower Council Chambers, Mesa, AZ

The Mesa Parks and Recreation Advisory Board held a meeting open to the public at the date and time above.

1. CALL TO ORDER

Chair Campbell called the meeting to order at 5:03 PM.

2. ROLL CALL

BOARD MEMBERS PRESENT: Chair Troy Campbell; Vice-Chair Nina Fader; Board Members Alexis Zaring; Marie Johnson; Melanie Narish; Michelle Streeter; Benjamin Manning and Jeff Rush

BOARD MEMBERS EXCUSED ABSENCE: Krista Rowley and Sean Lunny

BOARD MEMBERS ARRIVED DURING MEETING: Cali Goldsby (arrived at 5:15 pm)

3. APPROVAL OF THE MINUTES

It was moved by Vice-Chair Fader and seconded by Member Rush to approve the Regular Meeting Minutes from September 10, 2025. The motion passed 7 - 1.

Upon tabulation of votes, it showed:

AYES: Troy Campbell; Nina Fader; Alexis Zaring; Melanie Narish; Michelle Streeter; Benjamin Manning and Jeff Rush

NAYES: Marie Johnson – Accidental voice of nay

4. HEAR A PRESENTATION AND DISCUSS MESA'S PROGRAMMING AND BUDGET FOR PARKS AND RECREATION (See attached presentation)

Director Moore presented the information regarding the department's programming and budget that was shared with City Council on October 23rd. She provided an overview of what the department does as it relates to parks and recreation overall. Director Moore mentioned that Council asked that the Board weigh in on programming priorities for the community as reductions in budget are explored for the coming fiscal year.

5. ACKNOWLEDGE RECEIPT AND APPROVE MINUTES FROM THE FEES AND CHARGES SUBCOMMITTEE MEETING ON OCTOBER 15, 2025

It was moved by Member Rush and seconded by Member Manning to approve the minutes from the fees and charges subcommittee held on October 15, 2025. The motion passed unanimously.

Upon tabulation of votes, it showed:

AYES: Troy Campbell; Nina Fader; Alexis Zaring; Marie Johnson, Cali Goldsby, Melanie Narish; Michelle Streeter; Benjamin Manning and Jeff Rush

NAYES: None

6. OPEN A PUBLIC HEARING FOR DISCUSSION ON THE PARKS AND RECREATION FEES AND CHARGES SCHEDULE FOR FY 2025-2026 and FY 2026-27 (see attached spreadsheets)

Director Moore started the discussion by stating that the Fees and Charges Subcommittee went through all the changes throughout the complete schedule. She explained that what is proposed to move forward are only those items that require Council action due to edits to the titles or changes to the fee ranges. She reviewed the staff recommendations.

7. CLOSE A PUBLIC HEARING FOR DISCUSSION ON THE PARKS AND RECREATION FEES AND CHARGES SCHEDULE FOR FY 2025-2026 and FY 2026-2027

There was a motion by Member Rush, seconded by Member Narish to close the public hearing for the discussion of Parks and Recreation Fees and Charges Schedule for FY 2025-2026 and FY 2026-2027. The motion passed unanimously.

Upon tabulation of votes, it showed:

AYES: Troy Campbell; Nina Fader; Alexis Zaring; Marie Johnson, Cali Goldsby, Melanie Narish; Michelle Streeter; Benjamin Manning and Jeff Rush

NAYES: None

8. TAKE ACTION TO MAKE A RECOMMENDATION ON THE PARKS AND RECREATION FEE AND CHARGES SCHEDULE FOR FY 2025-2026 and FY 2026-2027

It was moved by Member Manning and seconded by Vice-Chair Fader to recommend that Council approve the Parks and Recreation Fees and Charges Schedule for FY 2025-2026 and FY 2026-2027. The motion passed unanimously.

Upon tabulation of votes, it showed:

AYES: Troy Campbell; Nina Fader; Alexis Zaring; Marie Johnson, Cali Goldsby, Melanie Narish; Michelle Streeter; Benjamin Manning and Jeff Rush

NAYES: None

9. PUBLIC COMMENTS

No public comments were received.

10. REGISTRATION AND RESERVATION PRESENTATION (See Attached Presentation)

Tarrah Dofelmier-Recreation Coordinator, Yoneris Abreu-Program Assistant, Maria Godinez and Celene Galvan-Reservation and Registration Support Assistants

The staff gave an overview of the responsibilities of the front desk and everything that they do to assist community members with using all our services and programs. They talked about the Playbook, service numbers and the Park Ambassador Program.

11. DIVISION UPDATES – Recreation, Commercial, and Planning & Operations (See Attached Presentation)

RECREATION-Aimee Manis-Deputy Director

Participation numbers were shared for adaptive, aquatics, athletics, recreation centers, and youth programs.

COMMERCIAL-Roger Singleton-Deputy Director

Commercial Operations presented information to summarize events and attendance at the Convention Center, Amphitheater, The Post, Dobson Ranch Golf Course, the Mesa Cemetery along with all the recent and upcoming Special Events. Celebrate Mesa was cancelled due to weather and Merry Main Street was highlighted as it is opening on November 28th.

PARK PLANNING & OPERATIONS-Andrea Moore-Director

Planning and Operations presented updates on progress at Reed Park with the playground replacement project and projects getting ready for construction at The Courts at Eastmark and Signal Butte Park Phase II. Director Moore also mentioned projects that are still in the design phases.

12. DIRECTOR'S UPDATES-Andrea Moore-Director

- Proposed code amendments for E-Bikes are going to Council on Dec. 4th, and they will introduce the ordinance change the following Monday. This will allow E Bikes and scooters in the parks system with a 5 MPH speed limit. Upcoming in early 2026, we will also allow them on the shared use paths along the canal banks with a speed limit of 15 MPH.
- Turkey Tuesday is November 18th at the Convention Center.

13. REPORTS OF MEETINGS OR EVENTS ATTENDED

- Member Narish attended the Dia De Los Muertos Celebration and the history tour at the Cemetery
- Member Johnson attended the Post tour
- Chair Campbell attended a birthday party at Falcon Field Park and attended Volleyball and Pickleball at various parks
- Vice-Chair Fader attended the Reid Park 100 Tree Planting Event
- Member Rush attended the Shepherders Public Event
- Member Goldsby attended Pumpkin Splash
- Member Streeter attended the Women's Group that rents out Pickleball courts at Brady Park

14. NEXT MEETING

The next meeting will be held on January 14, 2026.

15. ADJOURNMENT

APPROVED 9-0 Motion by Vice Chair Fader, seconded by Member Rush. Without objection, the meeting was adjourned at 6:52 PM.



Parks, Recreation and Community Facilities Department Overview

October 23, 2025

Andrea Moore, Department Director

Parks, Recreation and Community Facilities Department Divisions

Operations

Recreation

Commercial Facilities

Planning & Development

Administrative Services

Park Maintenance

Adaptive Programs

Convention Center

Master Plan

Marketing

Basin Maintenance

Inclusion Support

Amphitheater

Capital Improvement Plan

IT Support

Contract Management

Youth Athletics

The Post

Infrastructure Replacement

Advisory Board

Sports Fields Maintenance

Adult Athletics

Special Events Office

Asset Management

Human Resources

Aquatics Maintenance

Recreation Centers

Cemetery

Performance Management

After School Programs

Dobson Ranch Golf Course

Finance

School Break Camps

Procurement

Aquatics Programs

Fees & Charges

Registration/Reservations

Park Activation



209 Full-time Positions; 112 Part-Time FTEs filled by 719 staff

\$54M operating budget; \$16M in program income

PRCF Programs and Operations



Adaptive Programs

Broadway Recreation Center

Adaptive Fashion Show

Adaptive Social Programs

Adaptive Sports

Special Olympics

Inclusion Requests Adaptive Camp Carley

Adaptive Summer Camp Fiesta

Youth Athletics Programs

Youth Flag Football

Youth Baseball

Youth Soccer

Youth Playball Program

Broadway Recreation Center

Adaptive Fashion Show

Youth Pickleball

Adaptive Social Programs

Youth Tennis

Junior Suns Basketball

Adaptive Sports

Special Olympics

Affiliated Youth Groups Field Rentals

Inclusion Requests

Adaptive Camp Carley

Adaptive Summer Camp Fiesta

Adult Athletics Programs

Sports Complex Field Rentals

Hohokam Stadium Field Rentals

Riverview Baseball Field Rentals

Youth Soccer

Youth Flag Football

Adult Softball

Youth Baseball

Broadway Recreation Center

Youth Playball Program

Adaptive Fashion Show

Youth Pickleball

Adaptive Social Programs

Adult Volleyball

Youth Tennis

Junior Suns Basketball

Dobson Ranch Golf Rounds

Mesa Tennis and Pickleball Center

Recess for Adults

Special Olympics

Dobson Ranch Golf Driving Range

Affiliated Youth Groups Field Rentals

Inclusion Requests

Adaptive Camp Carley

Adaptive Summer Camp Fiesta

Park Court Rentals

Recreation Center Programs

Youth Flag Football

Fitness Memberships

Red Mountain Center

Adult Softball

Youth Baseball

Open Gym

Youth Soccer

Teen Nights

Webster Recreation Center

Youth Playball Program

Broadway Recreation Center

Jefferson Recreation Center

Adaptive Fashion Show

Washington Activity Center

After School Programs

Eagles Community Center

Youth Pickleball

Special Interest Classes

Youth Pickle

Adaptive Social Programs

Adult Volleyball

Youth Tennis

Dobson Ranch Golf Rounds

Junior Suns Basketball

Recess for Adults

Mesa Tennis and Pickleball Center

Adaptive Sports

Special Olympics

Dobson Ranch Golf Driving Range

Affiliated Youth Groups Field Rentals

Inclusion Requests

Adaptive Camp Carley

Adaptive Summer Camp Fiesta

Park Court Rentals

Commercial Operations

	Youth Flag Football	Fitness Memberships
Sports Complex Field Rentals	Red Mountain Center	Adult Softball
Spring Webster Festival	Youth Soccer	Teen Nights
Hohokam Stadium Field Rentals		Broadway Recreation Center
Spring Jefferson Festival	Eagles Community Center	Washington Activity Center
Riverview Baseball Field Rentals		Youth Pickleball
Eagles Winter Festival		Adaptive Social Programs
	Junior Suns Basketball	Adult Volleyball
	Mesa Tennis and Pickleball Center	Youth Tennis
		Dobson Ranch Golf Rounds
		Recess for Adults
		Special Olympics
	Affiliated Youth Groups Field Rentals	Inclusion Requests
Adaptive Summer Camp Fiesta		Park Court Rentals
		Cemetery
		Youth Baseball
		Webster Recreation Center
		Youth Playball Program
		Open Gym
		Adaptive Fashion Show
		After School Programs
		Special Interest Classes
		Convention Center Events
		Amphitheater Concerts
		Adaptive Sports
		Dobson Ranch Golf Driving Range
		Adaptive Camp Carley

Special Events

The Post Events

Special Event Licenses

Youth Flag Football

Fitness Memberships

Red Mountain Center

Adult Softball

Youth Baseball

Cemetery

Open Gym

Youth Soccer

Teen Nights

Webster Recreation Center

Youth Playball Program

Spring Webster Festival

Broadway Recreation Center

Martin Luther King Jr. Parade

Hohokam Stadium Field Rentals

Jefferson Recreation Center

Adaptive Fashion Show

Spring Jefferson Festival

Eagles Community Center

Washington Activity Center

After School Programs

Riverview Baseball Field Rentals

Youth Pickleball

Special Interest Classes

Eagles Winter Festival

Adaptive Social Programs

Junior Suns Basketball

Mesa Tennis and Pickleball Center

Recess for Adults

Dobson Ranch Golf Rounds

Amphitheater Concerts

Merry Main Street

Arizona Celebration of Freedom

Special Olympics

Dobson Ranch Golf Driving Range

Celebrate Mesa

Affiliated Youth Groups Field Rentals

Inclusion Requests

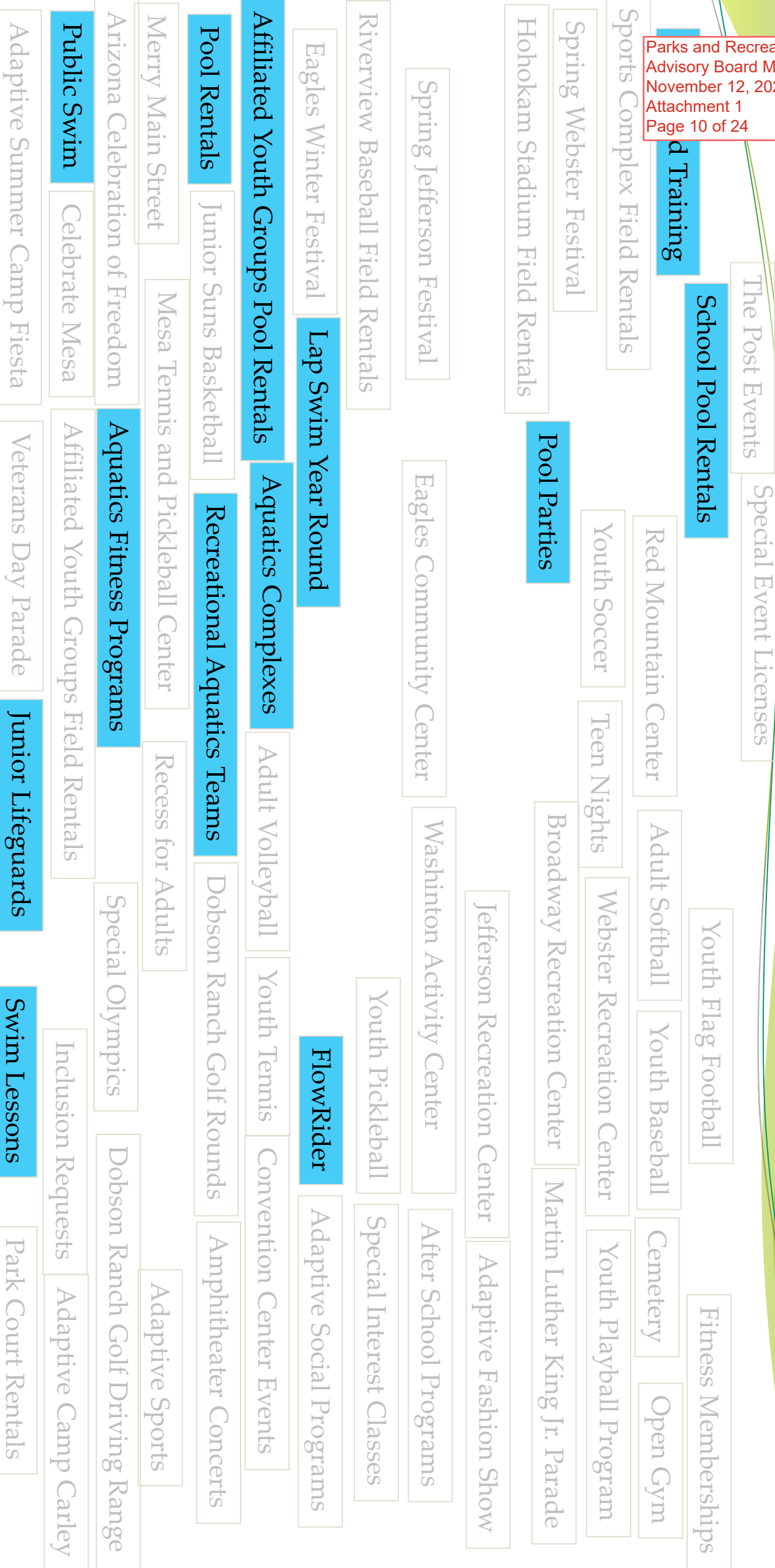
Adaptive Camp Carley

Adaptive Summer Camp Fiesta

Veterans Day Parade

Park Court Rentals

Aquatics Programs



Outdoor & Engagement Programs

The Post Events

Special Event Licenses

School Pool Rentals

Community Fishing Clinics

Youth Flag Football

Fitness Memberships

Field Training

Sports Complex Field Rentals

Interns

Red Mountain Center

Adult Softball

Youth Baseball

Cemetery

Open Gym

Youth Soccer

Teen Nights

Webster Recreation Center

Youth Playball Program

Spring Webster Festival

Pool Parties

Scorpion Hikes

Broadway Recreation Center

Martin Luther King Jr. Parade

Hohokam Stadium Field Rentals

Fun 'N Fit Mobile Recreation

Jefferson Recreation Center

Adaptive Fashion Show

Spring Jefferson Festival

Eagles Community Center

Washington Activity Center

After School Programs

Riverview Baseball Field Rentals

MORE Mobile Recreation

Summer Camps

Youth Pickleball

Special Interest Classes

Eagles Winter Festival

Lap Swim Year Round

HYPE Teen Program

Parks

FlowRider

Adaptive Social Programs

Affiliated Youth Groups Pool Rentals

Aquatics Complexes

Adult Volleyball

Youth Tennis

Convention Center Events

Pool Rentals

Junior Suns Basketball

Recreational Aquatics Teams

Dobson Ranch Golf Rounds

Amphitheater Concerts

Merry Main Street

Mesa Tennis and Pickleball Center

Recess for Adults

Low Stakes Campouts

Adaptive Sports

Arizona Celebration of Freedom

Aquatics Fitness Programs

Special Olympics

Dobson Ranch Golf Driving Range

Public Swim

Celebrate Mesa

Affiliated Youth Groups Field Rentals

Basins

Inclusion Requests

Adaptive Camp Carley

Adaptive Summer Camp Fiesta

Veterans Day Parade

Junior Lifeguards

Swim Lessons

Park Court Rentals

Volunteers

PRCF Programs and Operations

Parks and Recreation
Advisory Board Meeting
November 12, 2025
Attachment 1
Page 12 of 24

The Post Events

Special Event Licenses

Volunteers

School Pool Rentals

Community Fishing Clinics

Youth Flag Football

Fitness Memberships

and Training

Sports Complex Field Rentals

Interns

Red Mountain Center

Adult Softball

Youth Baseball

Cemetery

Open Gym

Youth Soccer

Teen Nights

Webster Recreation Center

Youth Playball Program

Spring Webster Festival

Pool Parties

Scorpion Hikes

Broadway Recreation Center

Martin Luther King Jr. Parade

Hohokam Stadium Field Rentals

Fun 'N Fit Mobile Recreation

Jefferson Recreation Center

Adaptive Fashion Show

Spring Jefferson Festival

Eagles Community Center

Washington Activity Center

After School Programs

Riverview Baseball Field Rentals

MORE Mobile Recreation

Summer Camps

Youth Pickleball

Special Interest Classes

Eagles Winter Festival

Lap Swim Year Round

HYPE Teen Program

Parks

FlowRider

Adaptive Social Programs

Affiliated Youth Groups Pool Rentals

Aquatics Complexes

Adult Volleyball

Youth Tennis

Convention Center Events

Pool Rentals

Junior Suns Basketball

Recreational Aquatics Teams

Dobson Ranch Golf Rounds

Amphitheater Concerts

Merry Main Street

Mesa Tennis and Pickleball Center

Recess for Adults

Low Stakes Campouts

Adaptive Sports

Arizona Celebration of Freedom

Aquatics Fitness Programs

Special Olympics

Dobson Ranch Golf Driving Range

Public Swim

Celebrate Mesa

Affiliated Youth Groups Field Rentals

Basins

Inclusion Requests

Adaptive Camp Carley

Adaptive Summer Camp Fiesta

Veterans Day Parade

Junior Lifeguards

Swim Lessons

Park Court Rentals

Maintenance



209 Parks and Basins on 1,782 acres

65 playgrounds


4 community fishing lakes

3 dog parks

2 professional baseball stadiums

23 sports complexes

5,407,558 gallons of water at 9 Aquatics Centers in 20 pools




Maintenance Focus		Cost Per Acre or K-Gallon
General Park Acres	1,441 Acres	\$11,643/acre
Sports Complex Acres	341 Acres	\$21,636/acre
Aquatics K-Gallons	5,408 K-Gallons	\$506/K-Gallon
		\$14,976 Average Cost Per Acre



Programs

- ❖ visits on tennis, pickleball, and volleyball courts
- ❖ sports field rentals with 4,271 affiliated youth groups rentals
- ❖ 220 sports field tournaments hosted
- ❖ 643 adult sports teams with 58,659 players
- ❖ 23,540 visits to mobile recreation programs at 6 parks
- ❖ 121,558 attendees at special events
- ❖ 25 City-sponsored special events with 121,000 attendees
- ❖ 11 City-supported special events with 45,000 attendees
- ❖ 19,046 skaters at Merry Main Street
- ❖ 145 events hosted at The Post, including 76 private events, with 17,000 attendees
- ❖ 4,752 summer camp participants at 12 sites
- ❖ 1,484 youth sports participants
- ❖ 35,857 visits to after school programs
- ❖ 71,664 visits to the Tri-Centers (Webster, Eagles, Jefferson)
- ❖ 197,139 visits to Red Mountain Center
- ❖ 4,536 registered in special interest classes
- ❖ 3,202 registered in 175 adaptive activities
- ❖ 517 inclusion requests for programs
- ❖ 1,500 scholarships for program fees

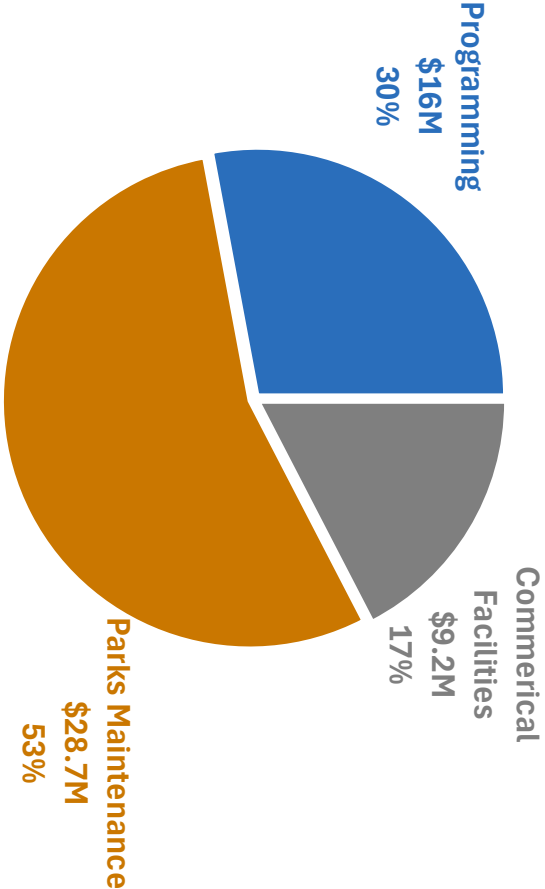


**Attendance
over
3,000,000 at
PRCF
Programs
and
Facilities**

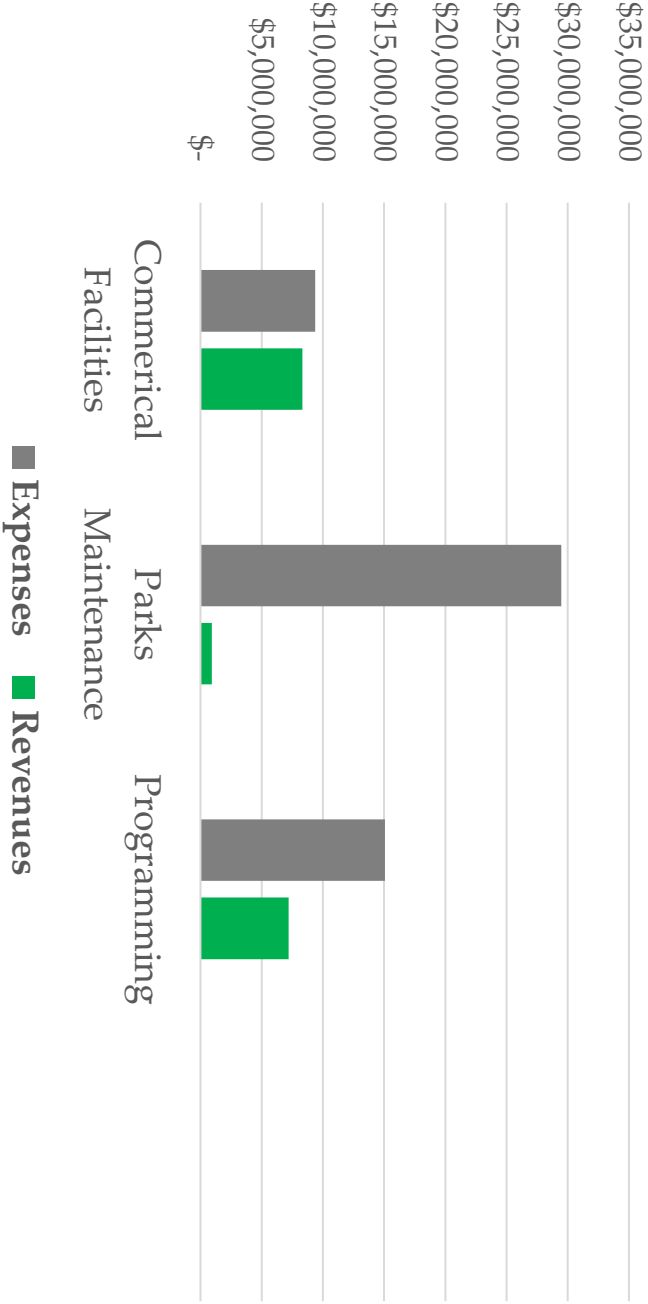
- ❖ 11,500 swim lessons taught
- ❖ 310 junior lifeguards
- ❖ 592,100 visits to pools
- ❖ 800 lap swimmers
- ❖ 1,702 water exercise participants
- ❖ 2,731 youth in recreational aquatics teams
- ❖ 260,000 youth swimmers in affiliated group practices
- ❖ 21 swim meets hosted

FY 25 Overview by Division

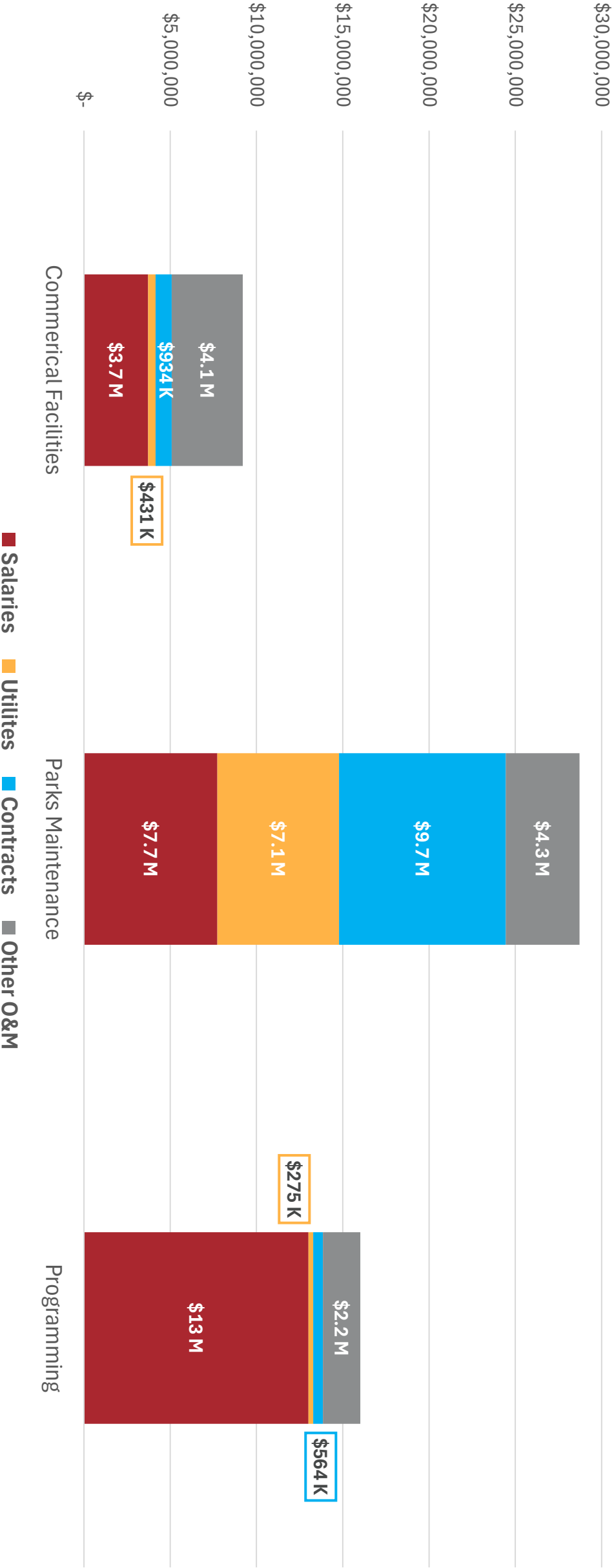
FY 25 Expenses



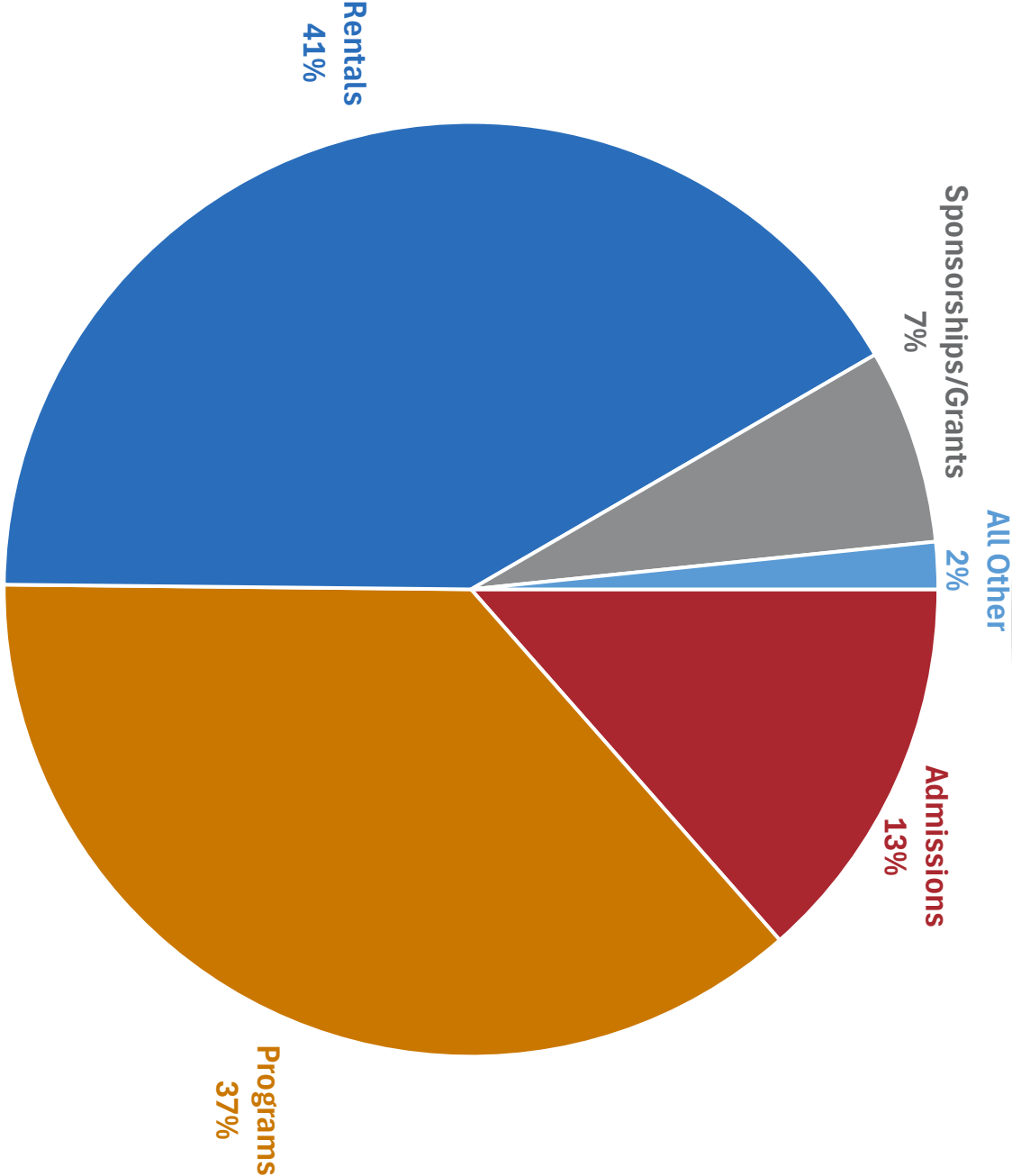
FY 25 Expenses vs Revenues



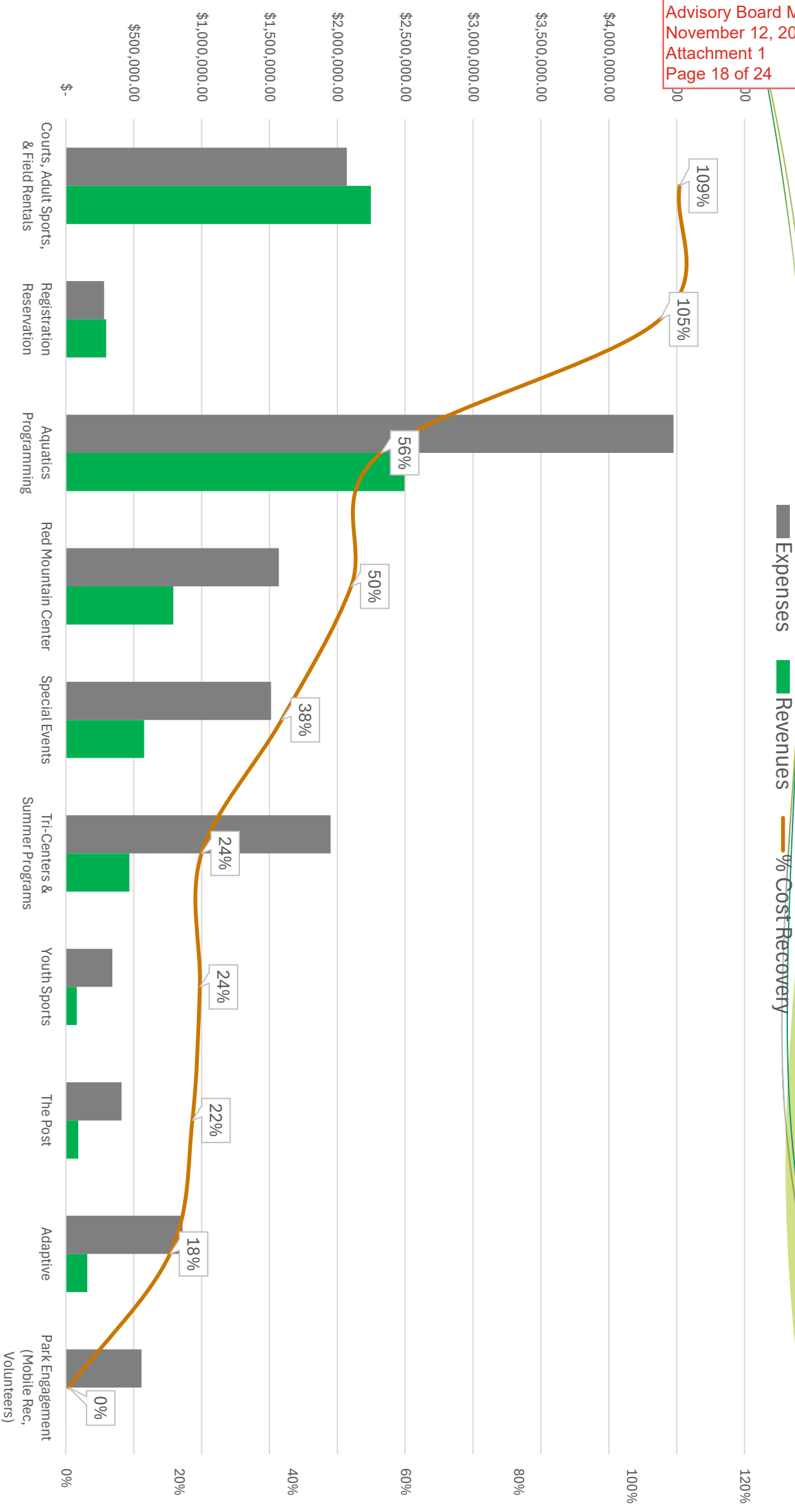
FY 25 Expenditures by Category



FY 25 Recreation Revenues by Source



FY 25 Recreation Cost Recovery Overview



FY 25 Recreation Overview by Program Type

	Attendance	Programs	Revenue
Athletics Programs	1.2M	28K	\$2.3M
Programs in Parks	650K	8K	\$900K
Indoor Programming	215K	1,300	\$1.5M
Aquatics Programs	592K	9,700	\$2.5M
TOTAL	2.7M	47K	\$7.2M

FY 25 Recreation Overview by Revenue Category

	Attendance	Programs	Revenue
Facility Rentals	2.1M	40K	\$3.7M
Programming	127K	6,800	\$2.4M
Admissions	487K	189	\$1.1M
TOTAL	2.7M	47K	\$7.2M

FY 25 Rentals Analysis

	Attendance	Programs	Revenue
<hr/>			
AYG Rentals	760K	8K	\$527K
Fields	500K	4,300	\$277K
Pools	260K	3,700	\$250K
<hr/>			
IGA Rentals	65K	865	\$1.1M
Fields	570	58	\$2,400
Pools	65K	807	\$1.1M
<hr/>			
General Rentals	720K	7,100	\$1.3M
Fields	574K	6,500	\$1.2M
Pools	146K	600	\$100K

Program Status Based on Council Direction for FY 2026 Budget

Program Changes Implemented 7/1/25

- Close Red Mountain Center on holidays
- Close Mesa Tennis and Pickleball Center on holidays
- Reduce expanded swim lesson times at three pools
- Limit aquatics special events to public swim times or at 100% cost recovery
- Eliminate City financial support of Pioneer Park Festivals events
- Fee increases of 10% at Convention Center and Amphitheater
- Fee increases of 10% for Mesa Tennis and Pickleball Center court rentals
- Fee increases of 10% for ice rink skating
- Fee increases of 10% for ramada rentals

Program Status Based on Council Direction for FY 2026 Budget

Programs Kept Without Changes

- No change in fees for affiliated youth sports groups on August 1
- No reduction in available hours for affiliated youth sports groups at pools
- No change to swim lesson fees
- No change to league and tournament fees, camp fees, recreation programs; remain at Summer 2025 levels
- Continue offering Jefferson and Webster City-sponsored carnivals
- Continue same Red Mountain Center daily hours (no early closure or Friday closure)
- Continue Eagles open gym on Fridays
- Continue daily public swim hours (no daily reduction of 1 hour, keep Sunday hours)
- Keep public swim on Memorial Day and July 4th
- Continue school break camps at Jefferson, Webster, and Eagles (but reduce Winter camp from 2 to 1 week)
- Continue City financial support of the Mesa Pow Wow
- Keep Rhodes FlowRider League in off seasons with slightly higher fee and minimum enrollment
- Keep water exercise in off season with slightly higher fee and concurrent pool use
- Keep lap swim in off seasons with slightly higher fee and concurrent pool use
- Keep Fremont Pool open at least through Summer 2026

rees.a.n



Commercial Fees

Effective 8/1/25 - 3/30/26

Starting April 1, 2026

Description of Service	DO NOT MAKE CHANGES TO THIS COLUMN Current Fee Range per Unit	DO NOT MAKE CHANGES TO THIS COLUMN Current Fee Actual	DO NOT MAKE CHANGES TO THIS COLUMN Unit	Proposed New Fee	Proposed Fee Range	Total Fiscal Impact (Separate Amount for FY25/26 and FY26/27)	Rate Comparison to Other Cities	Notes/Justification
FEE POLICIES								
Fee Adjustments: There will be occasions when special consideration may be needed to negotiate fees that fall outside of the adopted fees and charges structure. Therefore, the Director (or designee) is authorized to negotiate special pricing if it is in the best interest of the City of Mesa.								
Refunds and Credits: Refunds or credit may be given upon approval by the Parks, Recreation and Community Facilities Director or designee.								
Cancellation Policy: 50% of the total rate may be retained if the event is cancelled (dependent upon date of cancellation).								
Contracts/Agreements: Individual contracts or agreements are negotiated with various groups to establish specific fee and charges as part of the approved contract or agreement.								
HOHOKAM STADIUM								
Commercial/Special Event RENTAL Uses/ per day	\$1,500.00-\$2,500.00 or 12% of net Ticket Sales plus expenses whichever is greater	\$1,800	DAY	\$2,000				
Group STADIUM SPORTS Rental Per Day	\$500.00-\$2,500.00 Day	\$1,000	Day	\$1,200		\$8,000.00		
Non-Profit Organizations /IGA STADIUM RENTAL	20% Discount on Commercial-SPORTS RENTAL Rates		DAY			\$6,000.00		
Meeting Room/per hour	\$80.00-\$100.00 Day	\$100	Day			\$3,500.00		
League/Tournament Fees	\$210.00-\$600.00 Game	\$300	Game					No longer in use
Contract/Agreement Use	Negotiated based on Agreement							
Miscellaneous Stadium/Field Fees								
Lights/ per hour								
Regular Lighting	\$55.00-\$65.00	\$65	Hour					
Field preparation	\$95.00-\$115.00	\$110	Per Prep	\$115		\$500.00		
Field supervision	\$25-\$50	\$30	Per hour/Per employee	\$40		\$3,000.00		
Scoreboard rental	\$50.00-\$150.00	\$100	Day	\$150		\$1,000.00		
Scoreboard operator	\$30-\$500 At City Discretion, City Staff/HR or Pass through from outside vendor	\$30	Hour (if requested)	\$60				Scoreboard operation now requires two employees. One manages video board, the other manages the Daktronik scoreboard
Clean-up and damage deposit (refundable)	Negotiated based on size and scope of Event					\$3,600.00		
Paved parking lot for special events per day	Negotiated based on size and scope of Event							
Labor								
Event Labor (general) (1-hour minimum)	\$30.00-\$45.00 Hour	\$35	Hour	\$45		\$6,000.00		Additional staff are scheduled for tournaments, to help reduce the custodial fees from the cleaning vendor
Supervisors, Box Office, Gate, Etc.	\$30.00-\$45.00 Hour	\$35	Hour	\$45		\$750.00		This fee will be added if a rental group requests access to umpire room, team store, or vendor gate
Electrician (4-hour minimum)	Charges will be passed thru from the contractor to the client. Arrangements are made by the City.							

Miscellaneous									
Stadium Pre/Post Custodial and Cleaning Services	Charges will be passed through from the contractor. Arrangements are made by the City.								
Traffic Control Services for Special Events	Charges will be passed through from the City of Mesa Transportation and Police Departments. Arrangements are made by the City.								
Parking Fee	Negotiated based on size and scope of Event								
Security Services									
City of Mesa Police Department Off-Duty, Contractor or Park Rangers	Charges will be passed thru from contractor to the client; arrangements to be made by the City.								
CEMETERY									
Cemetery Lots									
Companion Grave	\$2,290.00-\$4,300.00	\$2,290.00-\$3,300.00		\$2,405 -\$3,465		\$18,800	City of Tempe- \$3,750.00, City of Glendale \$3758.00, MT View \$ 3900.00.	Recommending 5% increase across all fees	
Single Grave	\$1,800.00-\$3,000.00	\$1800.00-\$2,600.00		\$1,890 -\$2,730		\$28,425	City of Tempe- \$ 3,750.00, City of Glendale \$3003.00, MT View \$ 2,600.00. Gilbert Memorial \$4695.00	Recommending 5% increase across all fees	
Infant Grave	\$515.00-\$1,000.00	\$515.00-\$540.00		\$540 -\$567		\$337	City of Tempe- \$ 520.00, City of Glendale \$1015.00, MT View \$ 2,600.00.	Recommending 5% increase across all fees	
Single Conversion to Companion	\$490.00-\$1,200.00	\$490.00-\$700.00		\$515 -\$735		\$935	City of Tempe- \$ NA, City of Glendale \$585.00, MT View \$ NA. Gilbert Memorial \$NA	Recommending 5% increase across all fees	
Cremains									
Scattering Garden	\$140.00-\$500.00	\$140.00		\$147		\$119	City of Tempe- \$ NA, City of Glendale \$NA, MT View \$ NA . Gilbert Memorial \$NA	Recommending 5% increase across all fees	
Urn Garden	\$720.00-\$2,100.00	\$1,120.00		\$1,176		\$4,200	City of Tempe- \$ 1,090.00, City of Glendale \$1917.00, MT View \$ NA. Gilbert Memorial \$ NA	Recommending 5% increase across all fees	
Memorial Wall Plaque Space	\$400.00-\$900.00 Space	\$500.00 Space		\$525			City of Tempe- \$ NA, City of Glendale \$NA, MT View \$ NA . Gilbert Memorial \$NA	Recommending 5% increase across all fees	
Niche Bank									

Upper 3 Levels	\$1,750.00-\$2,100.00		\$1,750.00					City of Tempe- \$ NA, City of Glendale \$3,656.00, MT View \$ NA . Gilbert Memorial \$NA	Recommending 5% increase across all fees
Lower 2 Levels	\$1,460.00-\$1,900.00		\$1,460.00		\$1,533			City of Tempe- \$ NA, City of Glendale \$3,656.00, MT View \$ NA . Gilbert Memorial \$NA	Recommending 5% increase across all fees
Perpetual Care									
Single/Companion	\$300.00-\$500.00		\$300.00		\$315		\$5,400	City of Tempe- \$ NA, City of Glendale \$NA, MT View \$ 125.00 Gilbert Memorial \$NA	Recommending 5% increase across all fees
Infant/Ash Lot/Niche	\$150.00-\$250.00		\$150.00		\$158.00		\$652	City of Tempe- \$ NA, City of Glendale \$NA, MT View \$ 55.00 . Gilbert Memorial \$NA	Recommending 5% increase across all fees
Opening and Closing									
Single Grave	\$790.00-\$900.00		\$790.00		\$830.00		\$6,794	City of Tempe- \$ 700.00, City of Glendale \$2,035.00, MT View \$ 995.00 . Gilbert Memorial \$NA	Recommending 5% increase across all fees
Companion Upper	\$790.00-\$900.00		\$790.00		\$830.00		\$2,765	City of Tempe- \$ 700.00, City of Glendale \$2,035.00, MT View \$ 1,295.00, Gilbert Memorial \$NA	Recommending 5% increase across all fees
Companion Lower	\$1,050.00-\$1,275.00		\$1,050.00		\$1,103.00		\$7,035	City of Tempe- \$ 925.00, City of Glendale \$2,713.00, MT View \$ 1,495.00 . Gilbert Memorial \$NA	Recommending 5% increase across all fees
Infant	\$315.00-\$475.00		\$315.00		\$331.00		\$220	City of Tempe- \$ 415.00, City of Glendale \$1,938.00, MT View \$ 300.00 . Gilbert Memorial \$NA	Recommending 5% increase across all fees
Cremation Urn	\$210.00-\$400.00		\$210.00		\$221.00		\$1,496	City of Tempe- \$ 88.00, City of Glendale \$1,066.00 MT View \$ 695.00, Gilbert Memorial \$NA	Recommending 5% increase across all fees
Niche Inurnment	\$210.00-\$400.00		\$210.00		\$221.00		\$63	City of Tempe- \$ NA, City of Glendale \$969.00, MT View \$ 495.00 , Gilbert Memorial \$NA	Recommending 5% increase across all fees
Canopy & Chair Set Up	\$105.00-\$250.00		\$105.00		\$110.00		\$2,210	City of Tempe- \$ NA, City of Glendale \$NA, MT View \$ NA . Gilbert Memorial \$NA	Recommending 5% increase across all fees
Disinterment									
Single Grave	\$1,630.00-\$1,800.00		\$1,630.00		\$1,793.00			City of Tempe- \$ 1,118.00, City of Glendale \$NA, MT View \$ 2,195.00. Gilbert Memorial \$NA	Recommending 10% increase across all disinterment service, extremely impactful on operations

Companion Top	\$1,630.00-\$1,800.00		\$1,630.00					\$1,793.00			City of Tempe- \$ 1,118.00, City of Glendale \$NA, MT View \$ 2,195.00. Gilbert Memorial \$NA	Recommending 10% increase across all disinterment service; extremely impactful on operations
Companion Bottom (if upper is occupied)	\$3,260.00-\$3,450.00		\$3,260.00				\$190	\$3,450		\$190	City of Tempe- \$ 1,118.00, City of Glendale \$NA, MT View \$ NA . Gilbert Memorial \$NA	Recommending 10% increase across all disinterment service; extremely impactful on operations
Companion Bottom (if upper is unoccupied)	\$1,995.00-\$2,150.00		\$1,995.00				\$155	\$2,150.00		\$155	City of Tempe- \$ 1,118.00, City of Glendale \$NA, MT View \$ 2,695.00, Gilbert Memorial \$NA	Recommending 10% increase across all disinterment service; extremely impactful on operations
Infant	\$920.00-\$1,100.00		\$920.00					\$1,012			City of Tempe- \$ 676.00, City of Glendale \$NA, MT View \$ 695.00. Gilbert Memorial \$NA	Recommending 10% increase across all disinterment service; extremely impactful on operations
Cremation	\$280.00-\$450.00		\$280.00				\$84	\$308		\$84	City of Tempe- \$ 114.00, City of Glendale \$NA, MT View \$ 1,295.00, Gilbert Memorial \$NA	Recommending 10% increase across all disinterment service; extremely impactful on operations
Monument Installation												
9" x 18" (infant)	\$175.00-\$325.00		\$175.00				\$157	\$184.00		\$157	City of Tempe- \$ 114.00, City of Glendale \$581.00, MT View \$ NA . Gilbert Memorial \$NA	Recommending 5% increase across all fees
12" x 24" (single)	\$230.00-\$400.00		\$230.00				\$1,702	\$242.00		\$1,702	City of Tempe- \$ 114.00, City of Glendale \$581.00, MT View \$ NA, Gilbert Memorial \$NA	Recommending 5% increase across all fees
12" x 30" (companion)	\$300.00-\$450.00		\$300.00				\$2,775	\$315		\$2,775	City of Tempe- \$ 234.00, City of Glendale \$581.00, MT View \$ NA, Gilbert Memorial \$NA	Recommending 5% increase across all fees
12" x 36"	\$365.00-\$475.00		\$365.00				\$164	\$383.00		\$164	City of Tempe- \$ 234.00, City of Glendale \$581.00, MT View \$ NA . Gilbert Memorial \$NA	Recommending 5% increase across all fees
12" x 48"	\$460.00-\$525.00		\$460.00				\$736	\$483		\$736	City of Tempe- \$ 234.00, City of Glendale \$581.00, MT View \$ NA . Gilbert Memorial \$NA	Recommending 5% increase across all fees
12" x 12" (ash lot)	\$105.00-\$200.00		\$105.00				\$5	\$110.00		\$5	City of Tempe- NA, City of Glendale- NA, MT View NA, Gilbert Memorial NA, Gilbert Memorial NA	Recommending 5% increase across all fees
Vase installed at date later than marker	\$100.00-\$175.00		\$100.00				\$70	\$105		\$70	City of Tempe -NA, City of Glendale- NA, MT View- NA, Gilbert Memorial NA	Recommending 5% increase across all fees
Miscellaneous Services												
Monument removal/single	\$110.00-\$210.00		\$110.00				\$12	\$116.00		\$12	City of Tempe- \$ 57.00, City of Glendale- \$581.00, MT View - NA, Gilbert Memorial- NA	Recommending 5% increase across all fees

Monument removal/double	\$220.00-\$330.00				\$220.00				\$231				City of Tempe- \$57.00, City of Glendale- \$ 581.00, MT View - NA, Gilbert Memorial - NA	Recommending 5% increase across all fees
Plaque Installation Fee	\$90.00-\$180.00				\$90.00				\$95.00			\$220	City of Tempe- NA, City of Glendale- NA, MT View - NA, Gilbert Memorial - NA	Recommending 5% increase across all fees
Container Setting	\$120.00-\$250.00				\$120.00				\$126			\$1,512	City of Tempe- NA, City of Glendale - \$414.00, MT View- \$ 425.00, Gilbert Memorial- NA	Recommending 5% increase across all fees
Vase Insert	\$60.00-\$125.00				\$60.00				\$63			\$477	City of Tempe - \$ NA, City of Glendale-\$ 97.00, MT View - NA, Gilbert Memorial - NA	Recommending 5% increase across all fees
Vase Insert Installation	\$100.00-\$200.00				\$100.00				\$105			\$275	City of Tempe- NA, City of Glendale- NA, MT View- NA, Gilbert Memorial - NA	Recommending 5% increase across all fees
Vase Replacement	\$25.00-\$50.00				\$25.00				\$27.00			\$2	City of Tempe- \$ 57.00, City of Glendale- \$95.00 , MT View - NA, Gilbert Memorial- NA	Recommending 5% increase across all fees
December Wreath Package	\$40.00-\$75.00				\$40.00				\$42			\$142	City of Tempe- NA, City of Glendale- NA, MT View- NA, Gilbert Memorial- NA	Recommending 5% increase across all fees
Vase (optional) oxidized bronze and installed	\$95.00-\$125.00				\$95.00				\$100.00			\$20	City of Tempe- NA, City of Glendale- NA, MT View - NA, Gilbert Memorial - NA	Recommending 5% increase across all fees
Saturday Service Charge (fee is in addition to regular opening/closing fees):														
Single/companion	\$400.00-\$700.00				\$500.00							\$0	City of Tempe- \$335.00, City of Glendale- NA, MT View - \$795.00, Gilbert Memorial - NA	Maintain current fee -this was raised 2 years ago - Operations confirmed that maintaining this fee covers staffing costs - Saturday fee is a premium fee - staffing uses split schedules
Infant	\$400.00-\$700.00				\$500.00							\$0	City of Tempe- %335.00, City Glendale- NA, MT View- \$ 795.00, Gilbert Memorial	Maintain current fee -this was raised 2 years ago - Operations confirmed that maintaining this fee covers staffing costs - Saturday fee is a premium fee - staffing uses split schedules
Overtime Service - Each one hour after 3 pm	\$125.00-\$225.00				\$125.00				\$132.00			\$147	City of Tempe-NA, City of Glendale- NA, MT View- \$395.00, Gilbert Memorial	Recommending 5% increase across all fees
Administrative Fee	\$100.00-\$200.00				\$100.00				\$105			\$895	City of Tempe-\$ 57.00, City of Glendale- \$200.00, MT View - \$350.00, Gilbert Memorial - NA	Recommending 5% increase across all fees
GOLF COURSE														
Dobson Ranch Golf Course														
Adult														

18 Holes	\$17.00-\$150.00	\$42 - Resident \$55 - Non-Residents		M-Th - 10/17-11/13 \$59; 11/14-5/10 \$74; 5/11-6/22 \$49; 6/23-8/27 \$24; 8/28- 10/15 \$34. F-Su - 10/17-11/13 \$64; 11/14-5/10 \$74; 5/11-6/22 \$59; 6/23- 8/27 \$44; 8/28- 10/15 \$47		Aguila - \$57-\$83; Encanto - \$53-\$78; Cave Creek - \$53- \$78; Tempe - \$46-\$59	
8 Holes Twilight	\$11.00-\$100.00	\$32 - Resident \$39 - Non-Resident		M-Th - 10/17-11/13 \$44; 11/14-5/10 \$49; 5/11-6/22 \$34; 6/23-8/27 \$19; 8/28- 10/15 \$29. F-Su - 10/17-11/13 \$44; 11/14-5/10 \$49; 5/11-6/22 \$34; 6/23- 8/27 \$27; 8/28- 10/15 \$34		Aguila - \$51-\$70; Encanto - \$45-\$59; Cave Creek - \$45- \$59; Tempe - \$29-\$31	
Sunset Program	\$9.00-\$39.00	\$14 - Resident \$32 - Non-Resident		\$14			
9 hole special (Up to 90 minutes after sunrise)	\$11.00-\$45.00	\$26 - Resident \$38 - Non-Resident		\$42		Tempe \$38-\$49	
Junior							
18 holes	\$12.00-\$30.00	\$20		\$40	\$12-\$60	Aguila - \$22; Encanto - \$22; Cave Creek - \$22; Tempe - \$10	
9 Twilight	\$8.00-\$20.00	\$14		\$14		Aguila - \$18; Encanto - \$18; Cave Creek - \$18; Tempe - \$5	
School Use/Partner Use	0	0		0			
Course Buyout	\$0-\$30k	Negotiated based on time, season, event variables		same			
The Stable Putting Course	\$0-\$20/day	\$10 adults 18+; \$5 17-13 years old; \$0 12 and under		same			
Inrange Course	\$0-\$20/hr	\$5-\$15/hr, \$0 for 1 hr with Smash Pass		same			
Discount Tickets:							
Ranch Card – includes merchandise, discounts on golf, dining, etc.	\$29.00-\$100.00	\$79 Mesa Residents; \$89 Maricopa County Residents; \$99 non-residents	Annually	\$89 Mesa Residents; \$99 Maricopa County Residents; \$109 non-residents	\$29-\$150	Phoenix - Residents: \$50 1st year, \$30 renewal; Non-Residents: \$100/yr; Youth: \$30/month; Tempe - Resident: \$69/yr; Non-Resident \$99/yr	
SMASH PASS - same benefits of Ranch Card but also includes 1-hr of daily range use (retail \$15/hr; does not roll over)	\$25.00-\$250.00	\$25/1 month; \$125/6 months; \$225/12 months from date of purchase	Annually	same			
CLUB RENTALS	\$20.00-\$75.00	\$65		same			
Range Balls	\$6.00-\$30.00	\$19-\$22 Large, \$10-\$13 Medium, \$4-\$6.50 Small		\$16-\$22 Large, others remain the same			
Proshop Merchandise	\$0-\$2,500			same			
Proshop Services	\$0-\$100			same			

MESA CONVENTION CENTER, AMPHITHEATRE AND THE POST									
<i>Facility Rentals</i>									
Overtime	\$100.00-\$500.00 Hour (in addition to rental outside convention center normal hours)	\$330							
Centennial Hall (Building C):									
Exhibit Hall (15,000 s.f.)	\$2,000.00-\$4,000.00	\$3,080	Day						
Entire Centennial Hall (includes Exhibit Hall, Mesa Room & Main Lobby)(18,000 s.f.)	\$2,400.00-\$4,800.00		Day						
If a ticketed event:	\$1,800.00-\$3,600.00 or 12% of gross ticket sales whichever is greater	\$3,960							
		\$1,980							
Library Green	\$350-\$1,000		Day						
Mesa Room (3,090 s.f.)	\$550.00-\$1,500.00	\$1,210	Day						
Half Mesa Room (1,454 s.f.)	\$275.00-\$600.00	\$600	Day						●Phoenix Convention Center – Meeting rooms around 1,400–1,600 s.f.: \$900–\$1,200/day ●Glendale Civic Center – Comparable breakout rooms: \$750–\$1,000/day ●Tucson Convention Center – Similar spaces: \$700–\$1,000/day
Quarter Mesa Room (772 s.f.)	\$150.00-\$450.00	\$330	Day						
Plaza (with indoor event)	\$500.00-\$1,000.00	\$990	Day						●Phoenix Convention Center – Outdoor/plaza rentals (with indoor tie-in): \$1,200–\$2,000/day ●Glendale Civic Center – Outdoor Courtyard + Ballroom packages: \$1,000–\$1,800/day ●Tucson Convention Center – Plaza/Event Lawn (when booked with indoor space): \$1,000–\$1,500/day
Plaza only	\$0-\$3,000	\$1,320	Day						
The Post									
The Post- North and South Hall: 5,750 SQFT	\$250.00-\$600.00 Hour (based on the day of week and time of day)	M-Th 7am-4pm, \$250/hr; 5-10pm, \$350/hr; Fr 7am-4pm, \$250/hr; 5pm-12am \$450/hr; Sat 7am-1pm, \$300/hr; 2pm-12am, \$450/hr; Sun 9am-6pm, \$300/hr							
The Post- North Hall: 3,350 SQFT	\$150.00-\$400.00 Hour (based on the day of week and time of day)	M-Th 7am-4pm, \$150/hr; 5-10pm, \$210/hr; Fr 7am-4pm, \$150/hr; 5pm-12am \$270/hr; Sat 7am-1pm, \$180/hr; 2pm-12am, \$270/hr; Sun 9am-6pm, \$180/hr							

The Post – South Hall: 2,200 SQFT	\$100.00-\$350.00 Hour (based on the day of week and time of day)	M-Th 7am-4pm, \$100/hr; 5-10pm, \$140/hr; Fr 7am-4pm, \$100/hr; 5pm-12am \$180/hr; Sat 7am-1pm, \$120/hr; 2pm-12am, \$180/hr; Sun 9am-6pm, \$120/hr						
The Post and Neon Garden – Internal, Sponsored and Partner Event Rental Rates	\$0 - \$200/hr	City Internal and Sponsored Events \$25/hr, Overtime \$37.50/hr; Partner Events \$75/hr, Overtime \$112.50/hr						
THE POST - Kitchen	\$100.00 - \$250.00	\$250.00 Day						
THE POST - BOARD ROOM	\$25.00 - \$100.00	\$25 Hour						
THE POST - NEON GARDEN	\$0-\$500	\$250 Hour						
THE POST - ENTIRE FACILITY + NEON GARDEN	\$250.00 - \$1,200.00	\$700 Hour						
Conference Center (Building B):								
Entire Conference Center (includes Palo Verde, Theatre, Cholla I & II, Boardroom & Lobby)(9,885 s.f.)	\$1,800.00-\$3,000.00	\$2,970 Day					●Phoenix Convention Center: West Ballroom (12,000 s.f.) \$4,000-\$5,000/day ●Glendale Civic Center Full Facility (8,000 s.f.) \$3,500-\$5,000/day ●Tucson Convention Center Grand Ballroom (20,164 s.f.) \$5,000-\$6,000/day	
Palo Verde Ballroom (4,566 s.f.)	\$1,000.00-\$2,000.00	\$1,760 Day					●Phoenix Convention Center: Ballroom North (6,000 s.f.) \$2,500-\$3,500/day ●Tucson Convention Center: Tucson Ballroom West (6,000 s.f.) \$2,000-\$3,000/day ●Glendale Civic Center: Entire Civic Center Ballroom (8,000 s.f.) \$3,000-\$4,500/day	
Palo Verde I, II or III (1,522 s.f.)	\$400.00-\$1,000.00	\$770 Day					●Phoenix Convention Center: Smaller Meeting Rooms (1,500–2,000 s.f.) \$1,000 – \$1,500/day ●Tucson Convention Center: Meeting Rooms (1,200–1,800 s.f.) \$750 – \$1,200/day ●Glendale Civic Center:	
Palo Verde I and II or II and III (3,044 s.f.)	\$700.00-\$1,500.00	\$1,320 Day					●Phoenix Convention Center: Medium Meeting/Ballroom Sections (3,000–3,500 s.f.) \$1,500 – \$2,500/day ●Tucson Convention Center: Meeting Room Suites (3,000–3,200 s.f.) \$1,200 – \$1,800/day	
Cholla Meeting Room I or II (273 s.f.)	\$125.00-\$500.00	\$275 Day						

Cholla Meeting Room I and II (553 s.f.)	\$250.00-\$600.00		\$550	Day				●Phoenix Convention Center – Comparable breakout rooms (1,200–1,500 s.f.): \$1,000–\$1,500/day ●Glendale Civic Center – Comparable meeting rooms (1,300–1,600 s.f.): \$1,000–\$1,500/day ●Tucson Convention Center – Breakout/meeting rooms (1,200–1,800 s.f.): \$750–\$1,200/day	
Conference Theatre (3,016 s.f.)	\$750.00-\$1,800.00		\$825	Day					
Executive Board Room (550 s.f.)	\$125.00-\$250.00		\$250	Day				●Phoenix Convention Center – Comparable boardrooms (500–700 s.f.): \$400–\$600/day ●Glendale Civic Center – Executive meeting rooms 400 - 600 s.f.): \$350–\$500/day ●Tucson Convention Center – Small conference rooms (400 - 600 s.f.): \$300–\$450/day	
Gallery	\$250.00-\$750.00		\$550	Day					
Rendezvous Center (Building A):									
Entire Rendezvous Center (includes Superstition, Apache & Lobby)(7,502 s.f.)	\$1,400.00-\$2,220.00		\$2,220	Day				●Phoenix Convention Center – Comparable mid-size ballrooms (7,000–9,000 s.f.): \$3,500–\$5,000/day ●Glendale Civic Center – Full Facility (8,000 s.f.): \$3,500–\$5,000/day ●Tucson Convention Center – Ballrooms (7,000–9,000 s.f.): \$3,000–\$4,500/day	
Superstition Ballroom (5,252 s.f.)	\$1,000.00-\$2,000.00		\$1,760	Day				●Phoenix Convention Center – Comparable ballrooms (5,000–6,000 s.f.): \$2,500–\$4,000/day ●Glendale Civic Center – Ballroom spaces (approx. 5,000 s.f.): \$2,000–\$3,000/day ●Tucson Convention Center – Similar-sized ballrooms: \$2,000–\$3,500/day	

Superstition North (3,672 s.f.)	\$700.00-\$1,600.00		\$1,265	Day					●Phoenix Convention Center – Similar meeting rooms (1,600–1,800 s.f.): \$1,000–\$1,400/day ●Glendale Civic Center – Comparable space (1,452 - 1,617 s.f.): \$850–\$1,200/day ●Tucson Convention Center – Mid-size meeting rooms (1,400 - 2,800 s.f.): \$900–\$1,200/day	
Superstition South (1,580 s.f.)	\$300.00-\$800.00		\$770	Day						
Apache Room (1,620 s.f.)	\$400.00-\$800.00		\$800	Day					●Phoenix Convention Center – Similar meeting rooms (1,600–1,800 s.f.): \$1,000–\$1,400/day ●Glendale Civic Center – Comparable space (1,452 - 1,617 s.f.): \$850–\$1,200/day ●Tucson Convention Center – Mid-size meeting rooms (1,400 - 2,800 s.f.): \$900–\$1,200/day	
SUPERSTITION PATIO	\$150.00-\$850.00		\$550	Day						
APACHE PATIO	\$50.00-\$500.00		\$275	Day						
Service Fee:	Up to 20% Service Fee on Convention Center Charges (Rent, Utilities, Labor, Equipment, etc.)		20%							
Box Office Buy-out	\$250.00-\$1,000.00		\$330 - \$550							
Box Office Buy-out – Second Day +	\$125.00-\$500.00		\$165 - \$275							
Kitchen Rental Fee	\$250.00-\$1,000.00		\$275							
Parking Lots:										
Main parking lot	\$750-\$1,500		\$825	Day						
MLK Way parking lot	\$750-\$1,500		\$825	Day						
Parking Passes	\$10.00-25.00		\$22.00	Per Vehicle						
Move-In/Discounts (on Facility Rent)	1st day of move-in, up to 50% of rental rate									
Day of Event Set Changes	Will be charged for any addt'l labor.									
Short Notice Bookings (within 30 days of event)	Up to 50% surcharge or discount of rental fees may be applied at the Director's or Designee's discretion.	20% EVENT								
Catering										

Food and Beverage items	Provided by City Approved Contractor Food Alcohol								
FOOD AND BEVERAGE BUY-OUT			DAY/EVENT		NEGOTIATED BASED ON FOOD AND BEVERAGE CONTRACT				Current Fee: Negotiated on scope services and potential loss of revenue; (i.e. - Food Truck - \$250; Packaged food - \$500; Full service catered event - \$2,500)
Audio Visual Equipment and Services									
Audio Visual	Provided by AV Contractor at market rates								
Audio Visual Buy-out	\$250.00-\$1,000.00 Day	\$1,000 DAY	Day		NEGOTIATED BASED ON AV CONTRACT				
In-House Mic (Wired) W/House Sound	\$30.00-\$50.00 Each Per Day	\$30.00 EACH PER DAY	Each/Per Day						
In-House Mic (Wireless) W/House Sound	\$50.00-\$200.00 Each Per Day	\$125.00 EACH PER DAY	Each/Per Day						
In-House Video Screen	\$30-\$75 Per Event/Per Day								
In - House Projector	\$50-\$150 Per Event/Per Day								
Small Sound System	\$150.00-\$500.00 Each Per Day	\$300.000 EACH PER DAY	Each per Day						
House Sound System Patch Fees	\$25.00-\$75.00 Per Patch/Per Day	\$50.00 PER PATCH/PER DAY	Per Patch/Per Day						
Miscellaneous Equipment and Services									
Piano Rental (Includes Tuning)	\$200.00-\$500.00 Day	\$500 DAY	Day						
Dance Floor	\$15-\$100	\$40/ 4x4 piece	Piece						
Risers and Staging	\$40.00-\$75.00	\$40.00	Each Section						
Stage Barricade	\$500.00-\$2,000.00	\$1,000.00							
Tables (all sizes)	\$6.00-\$30.00	\$6.00-\$30.00	Each/Per Day						
Bike Barricade	\$12.00-\$25.00	\$12.00	Per Section/ Per Day						
Stanchions w/ rope (6 foot section)	\$15.00-\$25.00	\$15.00	Per Section/ Per Day						
Main Hall Drapery 12' H heavy (linear ft-20 ft minimum)	\$5.00-\$20.00	\$15.00	Per Linear Foot/Per Day						Service is not part of current AV contract; Client is welcome to contract with any expo company; buyout is not required
Table Skirting and Linens	\$6.00-\$12.00	\$10.00	Each/Per Day						
Pipe and Drape (Booth Package)	\$55.00-\$75.00	\$65.00	Each						Service is not part of current AV contract; Client is welcome to contract with any expo company; buyout is not required
Podium	\$15.00-\$30.00	\$20.00 EACH	Each						
Chairs	\$1.00-\$10.00	\$5.00	Each/Per Day						
Pipe and Drape (For Room Dividing)	\$3.00-\$10.00	\$3.00	Per Linear Foot/Per Day						Service is not part of current AV contract; Client is welcome to contract with any expo company; buyout is not required
Water Connection	\$100.00-\$150.00	\$105.00 Each	Each						
Water Fill and Water Empty	\$0.25-\$1.00	\$0.25 Gallon	Gallon						
5 Gallon Water Jug (Cooler Included)	\$25.00-\$75.00	\$50.00	Gallon						
Drayage/Storage Provided by Convention Center	\$5.00-\$250.00	\$10.00	Box/Quantity Per Day						
Drayage/Storage Through AV Contractor	Provided by AV Contractor and billed by the pound at market rates	Provided by AV Contractor and billed by the pound at market rates							

Roll Off Dumpster (various sizes)	\$400.00-\$800.00								
Event Equipment Miscellaneous	\$10.00-\$250.00	10.00-100.00 based on item/EACH	\$400.00	Per Pick Up Each/Per Day					
Electric Service:									
120 Volt, 20 Amp, electric outlet	\$55.00-\$125.00	\$85.00							
208 Volt, 3-phase, 20 Amp, will be subject to a min. of one-hour labor, flat rate of:	\$200.00-\$300.00	\$200.00							
400 Amp, 3-phase electrical	\$1,200.00-\$3,600.00	\$1,000.00		Day					
200 AMP, 3-phase electrical	\$600.00-\$1,800.00	\$500.00		Day					
100 AMP, 3-phase Electrical	\$300.00-\$900.00	\$250.00		Day					
Utility Fee – DI	\$100.00-\$400.00	\$150.00		Day					
6-Outlet Strip w/Circuit Breaker	\$15.00-\$25.00	\$15.00							
Telephone and Internet/LAN Services:									
Telephone (per line, with set, if requested)	\$80.00-\$150.00	\$80.00							
Internet/LAN Services (DSL):									
First Day	\$150.00-\$450.00	\$150.00-\$250.00							
Additional Day	\$35.00-\$80.00	\$35.00-\$80.00		Each					
Wireless Internet Connectivity:									
Password/Connection	\$50.00-\$100.00	\$75.00-\$150.00							
Per Additional Connection	\$5.00-\$15.00	\$5.00							
Labor									
Clean-up / Cleaning	\$250.00-\$3,000.00		\$550.00	Event/Occurance					
Room Turns	\$75.00-\$500.00			\$82.50 Each					
Banner Hanging	\$20.00-\$100.00			\$55.00 Each					
Event Labor Miscellaneous	\$15.00-\$100.00 Hour	16.50 - \$100							
AMPHI/HEATRE									
Facility Rental									
Non-Ticket Events	\$1,200 - \$15,000	negotiated per proposal							
Commercial Ticketed Event (Event Day)	\$2,500 or 12% of gross ticket sales (whichever is greater, capped at \$20,000) Day/Show								
Non-Commercial, Community or Fundraising Events	\$1,200.00-\$5,000.00 Day	\$1320 - \$5000							
Non-Event Day (Load-in, rehearsal, load-out)	\$600.00-\$2,500.00 Day	\$660 - 2500							
Decibel (dB) Limit Violation	\$2,500.00 Occurrence								
Sound Curfew Violation	\$1,000.00 Occurrence								
Concessionaire Buy-Out	\$500.00-\$2,500.00 Day	\$550-2500				NEGOTIATED BASED ON CONCESSION CONTRACT			Unit = per minute
Box Office									
Ticket Buyer Fees (Service Fees, Mailing, Will Call Facility Fee, Promoter Bump, Ticket Printing, Charity, Per Order Fee, Etc.)	\$0.75-\$250.00 Per Ticket/Per Order								
Promoter Fees:									
Ticket Printing / Consignment Fee	\$0.25-\$1.00 Per Ticket		\$1						
VIP Lift / Package Administration Fee	\$500.00-\$2,500.00 Per Event								

AudienceView Event Build	\$500.00-\$1,500.00 Per Event								
ADMINISTRATIVE FEE			HOUR/PERSON	\$35	\$35		\$2,500		
CANCELLATION FEE			EVENT		\$500.00 - \$1500.00		\$2,500		

Creation and Community Facilities

n Fees

Effective 8/1/25 - 3/30/26

Starting April 1, 2026

UPDATED- 10/9/25

Description of Service		DO NOT MAKE CHANGES TO THIS COLUMN Current Fee Range per Unit	DO NOT MAKE CHANGES TO THIS COLUMN Current Fee Actual	DO NOT MAKE CHANGES TO THIS COLUMN Unit	Proposed New Fee	Proposed Fee Range	Total Fiscal Impact (Separate Amount for FY25/26 and FY26/27)	Rate Comparison to Other Cities	Notes/Justification
FEE POLICIES									
Fee Assistance: The fee assistance program provides financial assistance to participants in selected programs when participation would otherwise not be possible									
Scholarships: Scholarships may be offered for participation in selected programs when an outside source provides funding that either covers the entire program or a									
Refunds and Credits : Refunds or credit may be given to a household account for reasons of illness, emergencies, etc.									
Fee Adjustments : It is understood that on occasion special consideration may be needed in determining fees for groups or individuals having circumstances									
Contracts/Agreements : Individual contracts or agreements are negotiated with various community groups that establish specific fees and charges as part of the									
Marketing: Printing and marketing costs associated with division brochures are included in program fees.									
ADAPTIVE PROGRAMS*									
General Programs per person/per session-Resident	\$2.00-\$600.00	\$5.00-\$65.00 - Varies from sport to program. Price will depend on specific activity and length of program			20% increase for sports programs, 5% increase for social programs		\$7,425	Tempe- sports \$11 and \$3-\$5 for other activities, Chandler - Sports \$10 and \$5-\$20 on other activities, Gilbert \$30-\$56, Scottsdale- sports \$20	To aid in cost recovery
General Programs per person/per session-Non-Resident	\$3.00-\$700.00	Not used							
Summer Camp/person-Resident	\$50.00-\$500.00							Tempe - \$350 for 4 weeks 4 days a week, Chandler \$250 for 4 weeks 5 days a week	
Summer Camp/person-Non-Resident	\$80.00-\$600.00	\$400 or DDD Pay Not used							
AQUATICS*									
Competitive Programs									
Swim, Dive, Synchronized Swimming and Water Polo/Per Session									
Resident	\$25.00-\$115.00	\$110			\$115		\$12,140	Chandler \$95 / Gilbert \$100	To aid in cost recovery
Non-Resident	\$30.00-\$150.00	\$132			\$140		\$2,696	Chandler \$100 / Gilbert \$100	To aid in cost recovery
Public Swim									
Summer HOUSEHOLD pass - all pools (Household)-(Memorial Day through Labor Day)	\$100.00-\$300.00 Each								Updating name
Summer INDIVIDUAL pass - all pools (Individual)-(Memorial Day through Labor Day)	\$15.00-\$150.00 Each	\$225 (\$150 discounted price)						Adult, Senior, Child - waiting on cost	Updating name
Off-Season Lap swim pass (Household)	\$100.00-\$300.00 Each	\$225 (\$150 discounted price)							Combined all lap swim on one line
Off-Season Lap Swim QUARTERLY MEMBERSHIP pass (Individual) Summer (May-July), Fall (Aug-Oct), Winter (Nov-Jan) Spring (Feb-April)	\$75.00-\$300.00 Each	Adult - \$120/Dis \$90, Senior - \$75/Dis \$56, Youth - \$60/Dis \$45		PER SEASON	Only changing Senior - \$96/Dis \$72	\$45 - \$300			Combined all lap swim on one line
LAP SWIM DROP IN				PER PERSON	\$5	\$5-\$10	\$40,000		NEW FEE
-Season is Memorial Day through Labor Day- Off-Season (Fall- August through- December- Spring- January through- May)									
Public swim - all pools:									
Infants (6 months and younger)	Free								
Youth (17 years and younger)	\$1.00-\$10.00				\$3				

	DO NOT MAKE CHANGES TO THIS COLUMN Current Fee Range per Unit	DO NOT MAKE CHANGES TO THIS COLUMN Current Fee Actual	DO NOT MAKE CHANGES TO THIS COLUMN Unit	Proposed New Fee	Proposed Fee Range	Total Fiscal Impact (Separate Amount for FY25/26 and FY26/27)	Rate Comparison to Other Cities	Notes/Justification
Description of Service								
18 years and older)	\$3.00-\$20.00		\$4	\$5				
Seniors (55 years and older)	\$1.00-\$10.00		\$2	\$4				
AQUATIC SPECIALLY CAMPS/ PROGRAMS/ EVENTS				Events - \$7, Blob - \$2-\$4, Pumpkin Splash - \$10	\$1.00-\$200.00			NEW FEE - only listed events that aren't at public swim cost
Aquatic lessons/per person-Resident	\$10.00-\$250.00		Group - \$27, Private - \$82, Flowrider - \$37, Training Classes - \$20-250	Group - \$30, Flowrider - \$40 (no change in private or training)		\$25,527	Queen Creek: 8/30 min = \$40; Tempe: 8/30 = \$26; Scottsdale & Gilbert: 8/30 = \$30; Chandler 8/30 = \$20 with funding, Revel Surf in Mesa: \$119 per hour	
Aquatic lessons/per person-Non-Resident	\$19.00-\$300.00		Group - \$32, Private - \$82, Flowrider - \$44	Group - \$36, Flowrider - \$48, (no change in private)		\$5,964	Tempe: 8/30 = \$49, Scottsdale: 8/30 = \$45; Scottsdale: 8/30 = \$30, Revel Surf in Mesa: \$119 per hour	
Flowrider lessons/per person Resident	\$30.00-\$100.00		\$37 Session					Combined all lesson types together
Flowrider lessons/per person Non-Resident	\$35.00-\$150.00		\$44 Session					Combined all lesson types together
Private Lessons/Per Person Resident	\$60.00-\$100.00		\$92 Session					Combined all lesson types together
Private Lessons/Per Person Non-Resident	\$75.00-\$115.00		\$98 Session					Combined all lesson types together
Rhodes Flowrider								
Hourly Admission - 17 and younger	\$5.00-\$25.00			\$12		\$6,268	Princess Hotel, Kierland Resort, & Revel Surf are all at least 25% more	To aid in cost recovery
Hourly Admission - 18 and older	\$8.00-\$40.00		\$10 Hour					
Hourly no fence - 18 and older	\$5.00-\$25.00		\$14 Hour	\$16		\$2,890		
Hourly no fence - 18 and older	\$8.00-\$40.00		\$12 Hour	\$14		\$300		
Flowrider League	\$10.00-\$250.00		\$20 Hour	\$22		\$156		
Flowrider League Drop-in	\$10.00-\$250.00		\$115 Session	\$120		\$1,900		
Flow Room Rental (2 Hour Minimum Rental)	\$40.00-\$100.00		\$45 Each					
Flow Room Rental	\$40.00-\$100.00		\$40 Hour	\$50		\$400		
Flowrider Rental	\$100.00-\$1,000.00		10 or less - Resident - \$220, Non-Resident \$244; 11-50 - Resident - \$280, Non-Resident \$316	Hour				
Pool Rentals								
All aquatics complexes (Brinhall, Carson, Fremont, Kino, Rhodes, Shepherd, Skyline, Stapley, Mesa).								
Pool rentals and reservations are based upon group size and aquatic complex reserved.								
Booking Fee	\$10.00-\$100.00		\$25 Rental					
Lifeguard fee - number of guards required is based on group size and aquatic complex.								

Board Meeting
November 12, 2025
Attachment 3
Page 3 of 14

Description of Service	DO NOT MAKE CHANGES TO THIS COLUMN Current Fee Range per Unit	DO NOT MAKE CHANGES TO THIS COLUMN Current Fee Actual	DO NOT MAKE CHANGES TO THIS COLUMN Unit	Proposed New Fee	Proposed Fee Range	Total Fiscal Impact (Separate Amount for FY25/26 and FY26/27)	Rate Comparison to Other Cities	Notes/Justification
ard per hour (resident rate)	\$25.00-\$80.00		Hour/Guard					
Per guard per hour (non-resident rate)	\$30.00-\$90.00	\$30	Hour/Guard					
		\$35	Hour/Guard					
Per guard per hour (commercial rate)	\$35.00-\$100.00	\$45	Hour/Guard					
Lifeguard for Competitive Meets	\$30.00-\$50.00	\$38	Hour/Guard					
Event Set/Break Down Fee								
Resident/Non-Profit	\$0.00-\$500.00	\$100	Hour/Guard					
Non-Resident/Commercial	\$0.00-\$600.00	\$150	Hour/Guard					
Partnering group participant fee-non-resident	\$5.00-\$10.00	\$8	Quarter					
Seasonal Lane Surcharge (September - April)	\$1.50	\$1.50	Per lane/Per Hour	\$2.00	\$1.50 - \$5.00			
Partnering Youth Group Practice Rental (Short Course-25M)	\$3.00-\$100.00 4, 6, or 8	\$3	Lanes/Hour	\$3.50				
Partnering Youth Group Practice Rental (Long Course-50M)	\$4.50-\$100.00 4, 6, or 8	\$4.50	Lanes/Hour	\$5.00				
Partnering Adult Group Lane Fee (Short Course-25 yards)	\$6.00-100.00 4, 6, or 8	\$7	Lanes/Hour	\$7.50				
Partnering Adult Group Lane Fee (Long Course-50M)	\$9.00-\$100.00 4, 6, or 8	\$9	Lanes/Hour	\$9.50				
Commercial Group Lane Fee (Short Course-25 Yards)	\$10.00-\$150.00 4, 6, or 8	\$10	Lanes/Hour	\$11				
Commercial Group Lane Fee (Long Course-50M)	\$15.00-\$150.00 4, 6, or 8	\$15	Lanes/Hour	\$16				
Aquatics Facility Classroom Use Fee	\$25.00-\$100.00	\$25	Hour					
Office/Storage Rental Fee	\$50.00-\$200.00	\$150 - Office, \$75 - storage	Month					
PARKS MISCELLANEOUS								
Bandshell and Mobile Bleachers:								
Labor, per hour, minimum of 4 hours, 2 staff minimum, holiday rates may apply	\$28.00-\$60.00	\$42-\$50		\$48.00 (per hour/per staff member)				
Facility Booking Fee (i.e., Aquatics, Sports Fields, Ramadas)	\$5.00-\$100.00	\$25.00	Rental					
Large Events								
Event Security	\$70-\$120	Park Ranger - \$60 per hour; PD - \$70-\$120 per hour						
Cleaning/Damage Deposit	\$500.00-\$5,00.00	\$1,000-\$2,000	Per Event					
Equipment Rental	\$10.00-\$1,000.00	\$10-\$25	Per Item					
Park Use Options:								

Description of Service	DO NOT MAKE CHANGES TO THIS COLUMN Current Fee Range per Unit	DO NOT MAKE CHANGES TO THIS COLUMN Current Fee Actual	DO NOT MAKE CHANGES TO THIS COLUMN Unit	Proposed New Fee	Proposed Fee Range	Total Fiscal Impact (Separate Amount for FY25/26 and FY26/27)	Rate Comparison to Other Cities	Notes/Justification
/per hour - Resident	\$10.00-\$60.00	\$15 / \$22 / \$28 / \$37 Premium \$26 / \$34 / \$39 / \$48		10% INCREASE - \$17 / \$25 /\$31 / \$41 Premium \$29 / \$38 / \$43 / \$53		\$13,000.00	Phoenix \$35-\$60 per day/\$25/hr Scottsdale \$30-\$65 per day, Tempe \$25/day, Chandler \$10/hr (25-60 people) \$20/hr (75-80 people), \$29-\$70 (150-200 people) Gilbert small \$15/hr, Medium \$20/hr, Large \$25/hr, Queen Creek \$15 (20 people) \$25/hr (40-50 people)\$60/hr (65-200 people) Splash Pad Entire \$175.00 (3 ramadas)	
Ramada/per hour - Non-Resident	\$12.00-\$72.00	\$18 / \$26 / \$33 / \$41 Premium \$29 / \$37 / \$44 / \$52		10% INCREASE - \$20 / \$29/\$37 / \$45 Premium \$32 / \$41 / \$49 / \$57		\$6,000.00	Phoenix \$35-\$60 per day/\$25/hr Scottsdale \$30-\$65 per day, Tempe \$50/day, Chandler \$14 (40-60 people) \$27 hr (75-80 people), \$40-\$90 (150-200) Gilbert small \$18.75/hr, medium \$25/hr, Large \$31.25/hr, Queen Creek \$22.50 (20 people) \$37.50 (40-50 people) \$60/hr (2 ramadas 100 people) Splash Pad Entire \$262.50 (3 ramadas)	
Ramada Cleaning Fee	\$15.00	\$15.00		\$30/hr	\$30-\$100	\$975.00	Gilbert \$25/Gilbert Regional Park \$750-\$1500	
Eastmark Amphitheater – Resident	\$20.00-\$60.00	\$60.00	Hour				Gilbert \$31.25 NR/Business Fee \$50/hr, Gilbert Regional Park \$937-\$3000	
Eastmark Amphitheater - Non-Resident	\$24.00-\$72.00	\$72.00	Hour					
DROP IN COURTS (BRADY, PIONEER, KLEINMEN)				DAY \$7, NIGHT \$9	\$3.00-\$30.00			NEW FEE
Open Space Groups and Events (group size 10-1,000)								
Resident	\$10.00-\$500.00			\$25, \$35, \$75, \$125		\$	Gilbert \$10-\$20/hr, Gilbert Regional Park \$250-\$500	Small <200, Medium 200-350, Large 350-500, Ultra 500+
Non-Resident	\$12.00-\$600.00	\$20 / \$34 / \$60 / \$116 \$23 / \$37 / \$72 / \$138	Hour	\$30, \$45, \$90, \$150		\$	Gilbert \$10-\$20/hr, Gilbert Regional Park \$312.50-\$625	
Beer/Wine Permit-based on event and group size	\$25.00-\$500.00	\$33		\$35		\$	Gilbert \$50 plus \$77 off duty PD, Phoenix \$28, Tempe \$15R/20NR, Scottsdale \$20, Chandler \$14R/19NR, Queen Creek -No Alcohol allowed	
Water Hook-Up	Charges will be passed through from City of Mesa Water Resources Metered		Each					

	DO NOT MAKE CHANGES TO THIS COLUMN Current Fee Range per Unit	DO NOT MAKE CHANGES TO THIS COLUMN Current Fee Actual	DO NOT MAKE CHANGES TO THIS COLUMN Unit	Proposed New Fee	Proposed Fee Range	Total Fiscal Impact (Separate Amount for FY25/26 and FY26/27)	Rate Comparison to Other Cities	Notes/Justification
Description of Service	\$10.00-\$50.00		5 Hour	\$35.00			Tempe: Non-Commercial/Commercial, vary per park/venue Scottsdale: Park/venue specific Gilbert: Park/venue specific	
Special Event Space Rental (No license required per City Code)	\$0 - \$3,000	Non profit: Move in \$400/day, \$1,200/event day; Commercial: .Move in \$700/day, \$2,000 event day	Day	Non profit: Move in \$440/day, \$1,320/event day; Commercial: Move in \$770/day, \$2,200 event day			Tempe: Non-Commercial/Commercial, vary per park/venue Scottsdale: Park/venue specific Gilbert: Park/venue specific	
Equipment Fee (Inflatables, Tents, Portable Restrooms, Stage, Food Vendor/Truck, etc.)	\$10.00-\$500.00	\$10-\$250/each	Item/Event	\$39/\$11/\$275			Tempe: Fees assessed if any equipment is in the park (venue specific) Scottsdale: Venue fees do not include any additional requirements for fencing, restrooms, security, large tents, etc. Gilbert \$25	Event specific, however the impact would go up 10%
Event Fee	\$0.50-\$3.00	\$0.50 - \$1 depending on the number of people at the event	Per Participant/Per Attendee				Tempe: Non-Commercial \$0.50/ticket, Commercial \$1.00/ticket sold (\$5000.00 minimum)	
Event Vendor Fees	\$10.00-\$1,000.00			ACOF food truck and 10x20 space \$500, 10x10 space \$400, cart space \$350, upgrade location \$100				Adding ACOF fees
Ice Rink		Celebrate Mesa food truck \$175, food tent \$150	Vendor/ Event/Day					
Tickets	\$10.00-\$50.00	\$11 per ticket					Ice Rink - \$10 Ice Den Chandler. AZ Ice \$5.50 - \$11 based on age and \$4.00 skate rental. \$19 - \$25 Westgate (\$19 if you have your own skates). \$40 The Princess.	
Miscellaneous	\$1.00-\$25.00	\$6 Skate Assists					\$5 Ice Den Chandler, \$5 AZ Ice	
Rental	\$0 - \$3,000	\$1,200 Hour	Hour	\$1,320 during operational hours, \$1500 for non operational hours (this cost includes 3 staff at two hours each)		\$500		typically 2 rentals a season
SPECIAL EVENTS (CITYWIDE, ALL FACILITIES AND PROPERTIES)								
Application Fee - 30+ Days Prior to Event	\$100.00	\$100.00	Event, Day				Tempe: Application fee \$50.00/Special Event fee \$100.00 per day (max 60 consecutive days) Scottsdale: Review Fee \$110.00, Simple Permit \$55.00, Standard Permit \$220.00 Gilbert: \$50.00 application fee	
Application Fee - 15-29 Days Prior to Event	\$200.00	\$200.00	Event, Day				Tempe: Late fee \$100.00 (within 60 days)	
Small Scale Event Fee	\$50.00	\$50.00	Event					

Description of Service	DO NOT MAKE CHANGES TO THIS COLUMN Current Fee Range per Unit	DO NOT MAKE CHANGES TO THIS COLUMN Current Fee Actual	DO NOT MAKE CHANGES TO THIS COLUMN Unit	Proposed New Fee	Proposed Fee Range	Total Fiscal Impact (Separate Amount for FY25/26 and FY26/27)	Rate Comparison to Other Cities	Notes/Justification
Support, and Teardown	\$20-\$50	\$30.00	Per hour, 2 staff min				Gilbert: 25% of Daily Site Rental Fee, Scottsdale: \$70.00 for set up and \$70.00 for teardown, for a total of \$140.00 per event	
City-Produced Ticketed Special Event	\$0-\$30	\$15.00	Per Person				Breakfast with Santa - \$25 -\$45 The Wigwam Arizona, \$35.99 - \$54.99 Little America, \$17 - \$30 Venue at The Grove	
Multi-Repeating Event Fee	Fee multiplier by number of events multiplied by 50%, Day (Max 6 Events)						Gilbert: \$100.00 per day/maximum of \$300.00 for multiple days	
Change/Transfer Fee	\$50.00	\$50.00						
License Cancellation Fee	\$50.00-\$200.00	\$100.00						
RECREATION CENTERS/GYMNASIUMS								
Jefferson Gymnasium/Rec Center Webster Gymnasium/Rec Center Eagles Community Center Red Mountain Center								
Daily Use / Pass	\$2.00-\$8.00	ECC - \$2 youth/senior, \$3 adult RMC - \$4 youth/senior, \$5 adult	Visit				Goodyear - \$10/\$12 Drop-In Fee (Pickleball) Gilbert - \$3-\$21. Apache Junction \$3 youth, \$5 - Adult	Child (4 years & under)FREE Youth/Teen (5-17 years)\$3.00 \$4.50 Adults (18+ years)\$4.50(res)\$6.75 (non-res) Senior (60+ years)\$4.00\$6.00 Household = 2 Adults + any combination of up to 4 Youth/Teens (under 18) or Full Time Students (25 & under with proof of enrollment). Additional Kiddy Korner fees apply for those 18 months - 7 years. \$14.00\$21.00

Description of Service	DO NOT MAKE CHANGES TO THIS COLUMN Current Fee Range per Unit	DO NOT MAKE CHANGES TO THIS COLUMN Current Fee Actual	DO NOT MAKE CHANGES TO THIS COLUMN Unit	Proposed New Fee	Proposed Fee Range	Total Fiscal Impact (Separate Amount for FY25/26 and FY26/27)	Rate Comparison to Other Cities	Notes/Justification
g- includes gymnasium climbing wall open sessions, indoor track fitness equipment, fitness classes, based on availability.		RMC - \$5 daily adults, Youth and Seniors \$4 (seniors is 55+, youth 6 months -17yrs)					Gilbert - Residents child (<4) free, youth (5-7) \$3, Adults (18+) \$4.50, Senior (60+) \$4 Household \$14. Non-Resident child (<4) youth (5-7) \$4.50, Adults (18+) \$6.75, Senior (60+) \$6 Household \$21. Chandler - Residents: child (1-7) \$2, youth (8-12) \$2.. teen (13-19), Adult \$4 (20-54), Active Adults \$3 (55+), Non-Residents: child (1-7) \$3, youth (8-12) \$3, teen \$5 (13-19), Adult \$6 (20-54), Active Adults \$6 (55+),	
Monthly Membership	\$10.00-\$84.00	\$28-\$58 RMC- single month - youth/teen \$28 (6mo-17yrs), adult \$35 (18-54), Senios \$28 (55+), Family \$70 Renewable - youth/teen \$26 (6mo-17yrs), adult \$26 (18-54), Senios \$20 (55+), Family \$58		\$28- \$70 RMC- <i>single month</i> - youth/teen \$28 (6mo-17yrs), adult \$35 (18-54), Seniors \$28 (55+), Family \$70, <i>renewable</i> - youth/teen \$26 (6mo-17yrs), adult \$26 (18-54), Seniors \$20 (55+), Family \$58			Gilbert - Residents youth (5-7) \$16, Adults (18+) \$26, Senior (60+) \$22 Household \$67. Non-Resident youth (5-7) \$20, Adults (18+) \$35, Senior (60+) \$30 Household \$75. Chandler - Residents: child (1-7) \$25, youth (8-12) \$30, teen (13-19), Adult \$30 (20-54), Active Adults \$30 (55+), Two person household \$45, Family \$60. Non-Residents: child (1-7) \$34, youth (8-12) \$41, teen \$41 (13-19), Adult \$41 (20-54), Active Adults \$41 (55+), Two person household \$61, Family \$81. Apache Junction (monthly) - Youth \$16, Adults \$27, Household \$60	EOS - \$10-\$20, LA Fitness \$10-\$25
Special Activities/Programs-Resident	\$2.00-\$80.00	\$10-\$25; VARIES DEPENDING ON PROGRAM AND COST RECOVERY NEEDS	Each				\$0 - \$80 for Residents (Goodyear) / \$0-\$113 for Residents (Chandler)	Adaptive (\$0-\$12), Adult Enrichment Classes (\$42-\$80), Aquatics (\$15-\$52.50), Arts (\$0-\$20), Fitness Events (\$0), Group Fitness (\$0), Senior Programs (\$8-\$100), Teen Programs (\$0-\$35), Youth Enrichment Classes (\$10-\$32) - Goodyear / Adaptive (\$0-\$17), Aquatics (\$2.25-\$77), Special Interest (\$14-\$113) - Chandler
			Program					

Description of Service	DO NOT MAKE CHANGES TO THIS COLUMN Current Fee Range per Unit	DO NOT MAKE CHANGES TO THIS COLUMN Current Fee Actual	DO NOT MAKE CHANGES TO THIS COLUMN Unit	Proposed New Fee	Proposed Fee Range	Total Fiscal Impact (Separate Amount for FY25/26 and FY26/27)	Rate Comparison to Other Cities	Notes/Justification
Activities/Programs-Non-Resident	\$2.00-\$96.00	\$10-\$25; VARIES DEPENDING ON PROGRAM AND COST RECOVERY NEEDS					\$0-\$96 for Non-Residents (Goodyear) / \$0-\$132 for Non-Residents (Chandler)	Adaptive (\$0-\$25), Adult Enrichment Classes (\$53-\$96), Aquatics (\$35-\$72), Arts (\$0-\$30), Fitness Events (\$0), Group Fitness (\$0), Senior Programs (\$0-\$65), Teen Programs (\$10-\$65), Youth Enrichment Classes (\$20-\$38) - Goodyear / Adaptive (\$0-\$23), Aquatics (\$2.25-\$95), Special Interest (\$14-\$132) - Chandler
			Program					
Out of School Time Programs-Resident*	\$5.00-\$120.00	\$43/month After School; \$120/week School Break Camps	Program	\$50, ASP ; \$142 - break camp programs	\$5-\$200	\$21,366	N/A (Goodyear), N/A (Chandler), N/A (Gilbert), \$30-\$40/session (2 months) Phoenix, \$650 for the year, \$65/month (Scottsdale), Tolleson \$25/month, Chandler \$168 (spring break week camp) MPS Explore \$345 monthly , Chandler ASP	Starting Fall 2026
Out of School Time Programs-Non-Resident	\$5.00-\$150.00	\$51/month After School; \$144/week School Break Camps	Program	\$60, ASP ; \$170 - break camp programs	\$5-\$200	\$1,280.00	N/A (Goodyear), N/A (Chandler), N/A (Gilbert), Phoenix does not have a "non resident" fee, Tolleson \$35/month, Chandler \$227 (spring break week camp) MPS Explore \$345 monthly	Starting Fall 2026
Facility Rentals:								
Large Space (2,000 SQ FT and up)	\$40.00- \$220.00	\$70-\$150 per hour resident; \$85-\$180 per hour non-resident; \$100-\$215 per hour commercial	Hour	\$75-\$155 per hour resident; \$90-\$185 per hour non-resident; \$105-\$220 per hour commercial			Gilbert CC - Resident \$50/hour Non-resident \$62.50 McQueen Park - Resident \$35-60/hour, Non-resident \$43.75-\$75 Tempe resident \$30, non resident \$60, commercial \$120	
Medium Space (1,000-1,999 SQ FT)	\$30.00-\$120.00	\$30-\$70 per hour resident; \$36- \$85 per hour non-resident; \$43-\$100 per hour commercial	Hour	\$35-\$75 per hour resident; \$41- \$90 per hour non-resident; \$48-\$105 per hour commercial			Gilbert CC - Resident \$40, non-resident \$50/hr McQueen Park - \$43.75-\$75/hour	
Small Space (up to 999 SQ FT)	\$18.00-\$60.00	\$18- \$24 per hour resident; \$22- \$28 per hour non-resident; \$26-\$34 per hour commercial	Hour	\$23- \$29 per hour resident; \$27- \$33 per hour non-resident; \$31-\$39 per hour commercial			Gilbert CC - Resident \$50/hour Non-resident \$62.50 McQueen Park - Resident \$30/hour, Non-resident \$37.50, Tempe - Resident \$5-10/hr, non resident \$10-20	

Description of Service	DO NOT MAKE CHANGES TO THIS COLUMN Current Fee Range per Unit	DO NOT MAKE CHANGES TO THIS COLUMN Current Fee Actual	DO NOT MAKE CHANGES TO THIS COLUMN Unit	Proposed New Fee	Proposed Fee Range	Total Fiscal Impact (Separate Amount for FY25/26 and FY26/27)	Rate Comparison to Other Cities	Notes/Justification
e/per hour/ per staff (overtime and after normal hours of operation. Number of staff is determined by size and scope of rental)	\$25.00-\$100.00		\$30 Per hour/Per staff				Gilbert - \$20/hour	
Equipment Use	\$10.00-\$50.00 Hour \$10.00-\$50.00 Each		\$30				Gilbert - Set up fees - Gilbert - \$20 for rentals with 50 guests and under \$40 for rentals with 51-100 guests \$60 for rentals with 100+ guests Clean up/tear down fees - \$40 for rentals with 50 guests and under \$60 for rentals with 51-100 guests \$80 for rentals with 100+ guests Set-up/tear down bundle \$50 for rentals with 50 guests and under \$80 for rentals with 51-100 guests \$130 for rentals with 100+ guests Tempe - setup is done by permittee	
Climbing Wall:			Each					Al, Gilbert are both on Auto belay.
Belay Certification - Resident	\$5.00-\$10.00		\$10.00 Class					
Belay Certification - Non-Resident	\$6.00-\$12.00		\$10.00 Class					
Rental per hour-Resident	\$86.00-\$100.00		\$95.00 Hour				Freestone - \$125-\$250/hour	
Rental per hour-Non-Resident	\$104.00-\$120.00		\$114.00 Hour				Freestone - \$156.25-\$312.50/hour	
Rental per hour - Commercial	\$120.00-\$160.00		\$136.00 Hour					
Enhanced Fitness Services:	\$35.00-\$200.00		\$45-\$63					
Wellness Seminars:	\$5.00-\$50.00		\$10 AND UP					
Special Interest Classes/Workshops:								
Residents	\$4.00-\$200.00		\$14.00	25% / 75% split	\$4 - \$300	\$15,602	Tempe - D&D \$60, Climbing Classes \$20, Ballroom Dance - \$78, Lego Roboteering - \$42, Playwell technologies - \$35, DSLR Photography \$56, STEM Camp \$168, TinkerversePar 1 - \$140, Gilbert - D&D \$50, Babysitting and child safety - \$65, Music Stars \$65, Hot Potato Fall Break Camp \$198, Lights Caera Action \$112	Replaces fees that were directly paid to instructor on first day of class. COM now collects all fees upfront and then pays instructor after out of those fees.

Description of Service	DO NOT MAKE CHANGES TO THIS COLUMN Current Fee Range per Unit	DO NOT MAKE CHANGES TO THIS COLUMN Current Fee Actual	DO NOT MAKE CHANGES TO THIS COLUMN Unit	Proposed New Fee	Proposed Fee Range	Total Fiscal Impact (Separate Amount for FY25/26 and FY26/27)	Rate Comparison to Other Cities	Notes/Justification
Resident	\$5.00-\$240.00	\$16.00		25% / 75% split	\$4 - \$300		Tampe - D&D \$60, Climbing Classes \$20, Ballroom Dance - \$78, Lego Roboteering - \$42, Play well technologies - \$35, DSLR Photography \$56, STEM Camp \$168, TinkerversePar 1 - \$140. Gilbert - D&D \$50, Babysitting and child safety - \$65, Music Stars \$65, Hot Potato Fall Break Camp \$198, Lights Caera Action \$112	
MESA TENNIS AND PICKLEBALL CENTER (TENNIS AND PICKLEBALL CENTER, KLEINMAN SPORT COURTS, SAND-VOLLEYBALL COURTS)								
Court Rental	\$3.00-\$30.00	Tennis Day \$9; Tennis Night \$13; Pickleball Day \$7; Pickleball night \$9; Sand Volleyball Day \$8, Sand Volleyball Night \$13	Per Hour/ Per Court	PICKLEBALL DAY \$9, PICKLEBALL NIGHT \$13, SAND VOLLEYBALL DAY \$9		\$1,000.00	Chandler: tennis courts - \$3pp / \$4 for night. Scottsdale: tennis courts - \$3pp / \$5 for night. Glendale: tennis courts \$5pp day & night plus a \$6 lighting fee for 2 hours.	
Ball Machine Rental (Includes Court)	\$12.00-\$20.00	\$18	Per Hour/Each Per Court					
Youth Lessons (Group)*	\$10.00-\$20.00	\$12.00	Per Hour/ Per Lesson					
Adult Lessons (Group)	\$10-\$25	\$14 Tennis / \$15 Pickleball	Per Participant/Hour	\$15 FOR TENNIS		\$1,000.00	Chandler: \$9.50 / Scottsdale: \$16 / Glendale: \$25	
Adult Tournament	\$16.00-\$50.00 per participants	\$28	Each Participant	\$30		\$1,500.00	Chandler, Scottsdale & Glendale do not run any in-house tournaments. Only comparable are private companies who's prices vary for almost everything they do.	
Junior/Youth Tournament	\$15.00-\$50.00 per participant	\$26	Each Participant	\$28				
Outside Organization League Rental	\$20.00-\$60.00 each court	\$22 - two hour match / \$26 - 2.5 hour match / \$28 - evening league 2 hours	Each Participant	\$24, \$28, \$30				
Adult Leagues	\$30.00-\$300.00	\$80 - Singles / \$60 - doubles	Each Participant/ Per Team					
Drop-in Play	\$2.00-\$60.00	\$4 - one visit (2 hours) / \$30 - ten visits / \$55 - twenty visits	Per Visit /Per Package	\$5 FOR ONE VISIT / \$35 FOR 10 VISITS / \$60 FOR 20 VISITS		\$8,500.00	Chandler: N/A / Scottsdale: \$4 / Glendale: \$5 / Pickleball Kingdom: \$10	
Adult Organized Doubles Play	\$5.00-\$30.00-	\$5	Per Visit					
Adult Tournament	\$16.00-\$50.00	\$24 - Resident / \$29 non-resident	Each					
Junior/Youth Tournament	\$15.00-\$50.00-	\$24 - Resident / \$29 non-resident	Each					
Outside Organization Tournament Rental	\$5.00-\$50.00	\$5.00-\$26.00	Each Court/HR					

	DO NOT MAKE CHANGES TO THIS COLUMN Current Fee Range per Unit	DO NOT MAKE CHANGES TO THIS COLUMN Current Fee Actual	DO NOT MAKE CHANGES TO THIS COLUMN Unit	Proposed New Fee	Proposed Fee Range	Total Fiscal Impact (Separate Amount for FY25/26 and FY26/27)	Rate Comparison to Other Cities	Notes/Justification
Description of Service								
Veteran Organization League Rental	\$400.00-\$1,000.00	N/A - not currently using, but may in the future	Whole Facility/5 HRS					
Commercial Court Rental	\$20.00-\$60.00	\$20-\$26 - depends on length of matches	Each Court					
Groups, Parties, and Events	\$20.00-\$60.00	N/A - not currently using, but may in the future	Each Court					
SPORTS COMPLEX FIELD USE	\$150.00 - \$300.00	\$150.00-\$300.00	Hour					
Field use - Baseball Complex- Day RENTAL use	\$30.00-\$36.00	\$32	Hour	\$36				Updating name and fee
Field use - Baseball Complex- Night RENTAL use	\$45.00-\$50.00	\$48	Hour	\$52	\$50.00 - \$60.00			Updating name and fee
MULTI - USE Field use - Softball or Soccer Complex- dDay RENTAL use	\$15.00-\$18.00	\$16	Hour	\$18				Updating name and fee
MULTI - USE Field use - Softball or Soccer Complex- nNight RENTAL use	\$27.00-\$33.00	\$29	Hour	\$32				Updating name and fee
PARK FIELD DAY RENTAL			HOUR	\$14.00	\$10.00 - \$30.00	\$2,026.00		APPROXIMATELY 20% DISCOUNT FROM SPORTS COMPLEX FEES, non locked, non staffed
PARK FIELD NIGHT RENTAL			HOUR	\$16.00	\$20.00 - \$50.00	\$11,144.00	Chandler: \$40 for residents / \$54 for nonresidents / \$60 for commercial groups / \$60 for residents after hours / \$81 for noresidents after hours / \$90 for commercial groups after hours.	APPROXIMATELY 20% DISCOUNT FROM SPORTS COMPLEX FEES, non locked, non staffed
Sports Complex & Court Prep	\$55.00-\$100.00	\$80	Per field					
Custom Sports Complex & Court Prep	\$55.00-\$500.00	\$100	Per field					
Athletics Facility Supervision	\$17.00-\$32.00	\$30.00	Staff/Hour	\$30 - Non-holiday, \$45 - Holiday	\$20-\$70		Glendale: \$25 for residents / \$34 for nonresidents / \$38 for commercial groups - Chandler: \$15 for residents / \$21 for nonresidents / \$23 for commercial groups - Scottsdale: not advertising a site supervisor cost on their website	Adding Holiday pay rate
Security Deposit	\$150.00-\$500.00	\$150.00						Duplicate

Description of Service	DO NOT MAKE CHANGES TO THIS COLUMN Current Fee Range per Unit	DO NOT MAKE CHANGES TO THIS COLUMN Current Fee Actual	DO NOT MAKE CHANGES TO THIS COLUMN Unit	Proposed New Fee	Proposed Fee Range	Total Fiscal Impact (Separate Amount for FY25/26 and FY26/27)	Rate Comparison to Other Cities	Notes/Justification
SPORTS COMPLEXES DEPOSITS Field Deposit	\$150.00-\$180.00	\$150.00	Per field/per date	\$300 PER COMPLEX	\$150-\$1000	\$17,250.00	Chandler: \$500 due 72 hours after permit is approved / Gilbert: \$300 deposit plus \$50 application fee / Glendale: tournament cost are due up front in full - long term reservations require 50% of total bill up front / Scottsdale: 25% for tournaments - entire balance for non tournaments is due two weeks after permit is approved	
League/Tournament Fees	\$120.00-\$500.00	varies by sport	Game					
SPORTS LEAGUES								
Adult sports leagues (May include, but not limited to, kickball, soccer, baseball, flag football, basketball, volleyball, dodgeball, recess for adults, mesa hikes, eorhhole, pickleball, and ultimate)	\$20.00-\$2,000.00	Kickball - \$285.00, Softball - \$625.00, Volleyball - \$345.00, Recess for Adults - One Player \$55.00, Two Player \$110.00	Per Registrant	Add - PICKLEBALL - \$35, SELF OFFICIATED VOLLEYBALL - \$185		\$1,992.00	Benchmark and include private - \$45 for AZ sports leagues, UTR sports \$29-\$52,	Accomodating new interests and demands of the community. Removing list of sports offered in name
Used softballs	\$1.00-\$3.00	\$3.00	Ball					
Used softballs	\$10.00-\$13.00	\$12.00	Dozen					
Softball umpire uniform	\$10.00-\$45.00	\$40.00	Each					no longer an option
Softball Program Shirt	\$10.00-\$30.00	\$25.00	Each					
Adult Sports League Cancellation/Change Fee After Deadline	100% of Fee							
Adult Sports Tournaments - CITY SPONSORED	\$50.00-\$750.00	\$225/per team	PER TEAM	SOFTBALL - \$250/PER TEAM, VOLLEYBALL - \$125/PER TEAM		\$2,640.00	Gilbert - \$225 softball	Update name and sports offered
Youth Sports Leagues, Camps and Clinics (may include, but not limited to, kickball, soccer, baseball, flag football, basketball, volleyball, dodgeball, etc.)								Removing list of sports offered in name
Resident*	\$5.00-\$200.00	Jr Suns YBB - \$90 per player / NFL Flag - \$90 per player / Volleyball - \$90 per player / Playball - \$80 per person / Clinics - \$75 per person / Olympic Camp - \$110 per person per week						
Non-Resident	\$6.00-\$220.00							
YOUTH SPORTS TEAMS IN CITY SPONSORED LEAGUES								

Description of Service	DO NOT MAKE CHANGES TO THIS COLUMN Current Fee Range per Unit	DO NOT MAKE CHANGES TO THIS COLUMN Current Fee Actual	DO NOT MAKE CHANGES TO THIS COLUMN Unit	Proposed New Fee	Proposed Fee Range	Total Fiscal Impact (Separate Amount for FY25/26 and FY26/27)	Rate Comparison to Other Cities	Notes/Justification
RESIDENT			PER TEAM / REGISTRANT	\$450.00 - \$650.00	\$450.00 - \$650.00	\$4,500.00	Mesa Youth Sports - \$760 per team; NYS* - Not offer; Arizona Athletics Youth Sports* - Not offer; Sports* - \$1,250 per team Note* - These are private organizations that are playing within the City of Mesa city limits. Town of Queen Creek does not permit outside teams.	NEW FEE
Affiliate youth groups								
AFFILIATE YOUTH GROUP BASEBALL DAY RENTAL			HOUR	\$25.00	\$20.00-\$50.00	\$14,000	Chandler: No hourly field fee, but lights usage is charged at 50% of allocated amount during primary season and 100% all other times. Site Supervisor fee assessed at \$25.00 hour / Cactus Yards - \$21.00 per hour / Tempe - Weekend \$10 per hour, weekend \$20 per hour	30% discount from standard rate at a complex.
AFFILIATE YOUTH GROUP BASEBALL NIGHT RENTAL			HOUR	\$36.00	\$30.00-\$60.00	\$19,000	Chandler: No hourly field fee, but lights usage is charged at 50% of allocated amount during primary season and 100% all other times. Site Supervisor fee assessed at \$25.00 hour / Cactus Yards - \$50.00 per hour / Tempe - Weekday peak \$30 per hour, weekend \$35 per hour	30% discount from standard rate at a complex.
AFFILIATE YOUTH GROUP MULTI - USE Field DAY RENTAL Use and Lights Before 5pm	\$10.00-\$30.00	\$10.00	Hour	\$13				30% discount from standard rate at a complex.
AFFILIATE YOUTH GROUP MULTI - USE Field NIGHT RENTAL Use and Lights After 5pm	\$16.00-\$30.00	\$16.00	Hour	\$20				30% discount from standard rate at a complex.
Concession Stand Rental	\$10.00-\$100.00		Month	\$100				
Storage Fee	\$20.00-\$100.00	\$75 for rentals	Per Month/Per Facility	\$20 PER MONTH FOR MTPC / SPORTS COMPLEX STORAGE WILL REMAIN AT \$75 PER MONTH		\$720	Chandler, Scottsdale, Glendale do not have fees for this.	
Schedule Change Fee	\$25.00	\$25 for rentals	Per Change	\$15 FOR ADDING ON A FEE AT THE MTPC	\$15-\$50	\$975	Chandler, Scottsdale, Glendale do not have fees for this.	
RECREATION ACTIVITIES								
Teen Leadership Program - Resident	\$21.00-\$130.00		Program					
Teen Leadership Program - Non-Resident	\$23.00-\$143.00		Program					

	DO NOT MAKE CHANGES TO THIS COLUMN	DO NOT MAKE CHANGES TO THIS COLUMN	DO NOT MAKE CHANGES TO THIS COLUMN			Total Fiscal Impact (Separate Amount for FY25/26 and FY26/27)	Rate Comparison to Other Cities	Notes/Justification
Description of Service	Current Fee Range per Unit	Current Fee Actual	Unit	Proposed New Fee	Proposed Fee Range			
ay programs/per session/per person-Resident*	\$10.00-\$150.00		\$47/Week (18 Programming Hours)				Tempe- \$300 for 6 weeks 8:15am-2:30pm, AJ- \$50 per week 8am-12:30 or 12:30- 5pm,	
Partial day programs/per session/per person-Non- Resident*	\$12.00-\$180.00		\$56/Week					
Full day programs/per week/per person-Resident*	\$21.00-\$160.00		\$142/Week				Tempe-\$140 per week 7am -5:30, Gilbert- \$175 per week, MPS Explorer \$240 week Mon-Fri 6am-6pm	
Full day programs/per week/per person-Non-Resident*	\$25.00-\$190.00		\$170/Week					
Specialty Camps/Programs/Events	\$1.00-\$200.00	Low stakes camping - \$40.00 per tent, Archery - \$80.00 per session, HYPE Program leadership academy \$50 per session, HYPE community leaders \$ 38 per session	Program/Event				Tempe sport camp 140 a week	HYPE program
Fun and fitness mobile recreation unit	\$0.00-\$500.00	\$120 per hour - includes 3 staff and craft supplies	Rental					
MISCELLANEOUS FEES								
Pro Shop Items	\$0.00-\$500.00		Each					
Registration/Reservation Cancellation Charge	\$2.00-\$500.00	\$2 SIC, \$5 afterschool program, Reservations 100% refund 60 days prior, 30-59 days prior is %50 of total, 29 days prior is 0% refunded.	Cancellation					
Late Pickup Fees	\$5.00-\$50.00	\$5 every five minutes for afterschool programs	Late Pickup				Tempe- \$10	



Connecting People and Parks

THE FRONT DESK'S IMPACT ON SERVICE EXCELLENCE



Meet the TEAM

RECREATION COORDINATOR



#22

TARRAH DOFELMIER

SUPER SKILLS:

- PROCESS IMPROVEMENT EXPERT
- TEAM LEAD
- ACTIVENET GURU



PROGRAM ASSISTANT



#23

YONERIS ABREU

SUPER SKILLS:

- AQUATICS RENTAL EXPERT
- SPEAKS TWO LANGUAGES
- KEEPS EVERYONE SMILING



RESERVATION AND REGISTRATION SUPPORT ASSISTANT



#21

MARIA GODINEZ

SUPER SKILLS:

- POLICY AND PROCEDURE EXPERT
- SPEAKS THREE LANGUAGES
- MARKETING WIZ



RESERVATION AND REGISTRATION SUPPORT ASSISTANT



#25


CELENE GALVAN

SUPER SKILLS:

- CUSTOMER SERVICE PRO
- PROBLEM SOLVER
- QUICK THINKING



Core Responsibilities



Registrations

Reservations

Memberships

Customer Service and Tech Support



END-TO-END REGISTRATION PROCESS



WE VERIFY PARTICIPANT
ELIGIBILITY AND ENSURE
ACCURACY



WE COORDINATE WITH
PROGRAM LEADS FOR CAPACITY
AND LOGISTICS



WE PROVIDE INSTANT
UPDATES & CONFIRMATIONS –
REAL-TIME ALERTS KEEP
EVERYONE IN THE LOOP



WE TRACK ATTENDANCE AND
PROVIDE REPORTS



PARK RAMADAS AND OPEN
SPACE PERMITS – HELP CUSTOMER
TO SECURE THE PERFECT SPOT



PICKLEBALL COURTS – IT'S
GAMETIME!



POOL FACILITIES – WE LOCK IN
SWIM TIME FOR CLUBS, SCHOOLS,
AND TEAMS ALONG WITH PRIVATE
POOL AND FLOW RENTALS



WALK UP FIELD RENTALS: OUR
TEAM BRINGS IT HOME



APPLICATION ACES
- WE ENSURE EVERY

MEMBERSHIP FORM IS
WELCOMED AND REVIEWED
WITH PRECISION



WE CONDUCT ELIGIBILITY
CHECKS TO ENSURE ONLY
QUALIFIED APPLICANTS AND
MESA RESIDENTS ARE
APPROVED



IMPACT - WE TRACK
MEMBERSHIP DISCOUNTS AND
DELIVER REPORTS THAT SHINE



SOFTWARE GURUS – SOLVE
REGISTRATION PUZZLES



ACCOUNT SETUP HEROES –
BUILD PROFILES, RESET
PASSWORDS, GET USERS LIVE FAST



ACTIVITY & FACILITY GUIDES –
ANSWER WITH EXPERT CLARITY




WE PROVIDE REAL-TIME HELP
VIA CHAT, PHONE, OR EMAIL—NO
ONE LEFT HANGING



SATISFACTION CHAMPIONS –
TURN QUESTIONS INTO SMILES

How we prepare for a successful registration day




Auditing for Quality and Accuracy

We verify prices, descriptions, dates, and scholarship opportunities to ensure all information is accurate and transparent for visitors


Program Support

Our team ensures programs open on time! We coordinate with various teams to answer questions and ensure a seamless experience for all participants and visitors.



Communication

Maintaining accurate records is essential for our operations. We communicate effectively across all departments and ensure customers are receiving the most up to date information.



Equity and Access

The front desk collaborated with marketing and IT to ensure that phone, online options, registration forms, and promotional materials are available in both English and Spanish.

SESIONES DE JUEGO LIBRE

PICKLEBALL- CENTRORECREATIVO WEBSTER MARTES:
6 A 8:30 PM

BALONCESTO, PICKLEBALL, VOLEIBOL -
CENTRO COMUNITARIO EAGLES MARTES: 6 A
8:30 PM VIERNES: 5:30 A 8:30 PM

TENIS - CENTRO DE TENIS Y PICKLEBALL DE MESA (MTPC).
VIERNES: 6 PM

PICKLEBALL EN EL MTPC LUNES:
7:30 PM MIÉRCOLES: 8 AM
VIERNES: 7:30 PM SÁBADOS &
DOMINGOS: 8 AM



Reserva tu próximo evento:

- [Centro de Convenciones de Mesa The](#)
- [Neon Garden y The Post](#) Centros de
- [recreación *Remedios*](#)
- _____

Redes sociales

 [@MesaParksAndRecreation](#)

 [@mesaparksandrec](#)

 [@MesaThingsToDo](#)

¿Tienes alguna pregunta? ¡Contáctanos!

- (480) 644-7529
- PARKSRECINFO@MESAAZ.GOV



INVIERNO DE 2025

Noviembre | Diciembre | Enero



mesa·az
PARKS, RECREATION AND
COMMUNITY FACILITIES

PLAYBOOK^{LITE}



Registrate Ahora

Jóvenes

Adolescent

es Adultos



Deportes

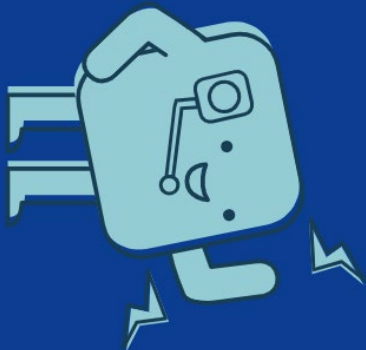
Actividades

Aficiones


www.mesaparks.com _____



_____ 708 W Baseline Rd, Mesa, AZ



2025 REVIEW THE NUMBERS BEHIND THE SMILES



6,990

OF RESERVATIONS



38,771

OF REGISTRATIONS



851

OF SCHOLARSHIPS AWARDED



24,840

OF PHONE CALLS



13,172


OF EMAILS




5:01

AVERAGE AGENT CALL TIME

PARK AMBASSADORS: THE EVERYDAY HEROES IN THE PARK



Successful Event: Every great park day begins here



Booking

THE FRONT DESK RECEIVES RESERVATION REQUESTS THROUGH VARIOUS CHANNELS AND CONFIRMS AVAILABILITY AND FEES. WE EVALUATE PERMITTING REQUIREMENTS FOR EACH EVENT TO ENSURE THERE ARE NO SURPRISES.

Preparation

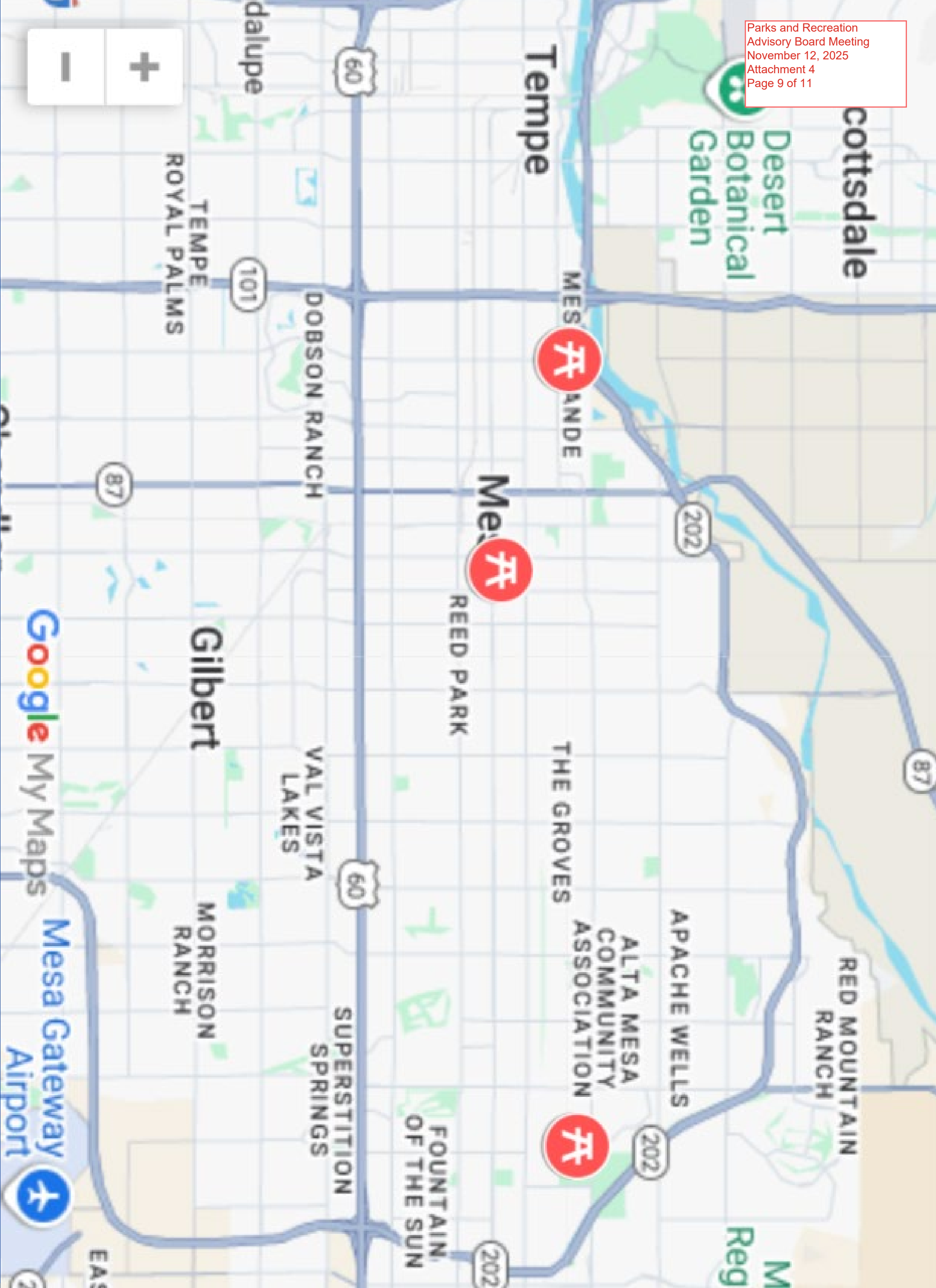
AMBASSADORS CHECK ON PERMITS AND TEAM UP WITH RANGERS AND PARK MAINTENANCE TO MAKE SURE EVERYTHING IS READY AND SAFE. THEY WORK TOGETHER TO CREATE A WARM AND WELCOMING ATMOSPHERE FOR ALL OUR VISITORS!

Check in

PARK GUESTS ARE WELCOMED BY THE PARK AMBASSADORS. PARK RULES AND PERMITS ARE VERIFIED TO ENSURE A SMOOTH EVENT. PARK AND RESTROOM SPACES ARE MONITORED AND CLEANED AS NEEDED.

Wrap up

AMBASSADORS INSPECT AND CLEAN THE SITE AT THE END OF EACH RENTAL AND FILLS OUT A REPORT. THE FRONT DESK COLLECTS CUSTOMER FEEDBACK. THROUGH ONLINE SURVEYS



What our customers say

RED MOUNTAIN PARK WAS
BEAUTIFUL AND WE HAD A
GREAT EXPERIENCE



EVERYTHING WAS JUST AMAZING!

VERY CLEAN AND EASY!

GREAT LOCATION,
BEAUTIFUL PARK!



I'D LIKE TO REITERATE HOW
EXCEPTIONAL THE PHONE REP
WAS! ALSO KUDOS TO
WHOMEVER KEEPS THE
RAMADAS IN TOP SHAPE!

GREAT EXPERIENCE!
THANK YOU FOR
TAKING OUT THE TRASH!

THE PARKS AND RECREATION
EMPLOYEES WERE PRESENT IF
YOU NEED ANYTHING. THEY
CONSTANTLY MADE SURE THE
TRASH CANS WERE EMPTIED.

SPECIAL THANKS TO OUR PARKS AND RECREATION
ADVISORY BOARD AND LEADERSHIP TEAM FOR YOUR
TRUST AND SUPPORT IN HELPING US SERVE OUR
COMMUNITY.

WE  OUR PARKS!

Parks and Recreation Advisory Board

NOVEMBER 2025 DIVISION UPDATES



mesa·az
PARKS, RECREATION AND
COMMUNITY FACILITIES





Recreation


Adaptive Update

43 recent “Inclusion” requests managed.

Adaptive programs had almost 700 registrants in 15 programs in September and October.

The annual Halloween Bash dance welcomed over 200 costumed participants.

The “You Look Fabulous” Fashion Show and luncheon were successful raising funds for Mesa and Chandler programs.



Aquatics Update

Fitness lap swim welcomed 1,238 swimmers in Sept and Oct.

Private team rentals had over 53,000 in attendance during Sept. and Oct.

Support of the MPS and GHS Varsity swim programs saw 56,443 visitors.

Pumpkin Splash event saw over 700 attendees for the annual event.



Athletics Update




- Courts 15 and 16 were resurfaced at MTPC.
- Field Rentals welcomed 212,871 sports visitors during the last 2 months during 7,152 hours of permitted use.
- Mesa was named an official Major League Soccer MLSGo! Partner – youth soccer programs will begin in the spring.
- Over 4,000 registered participants took part in City Youth, Adult and Racquet programs during the last 2 months.

Recreation Centers Update

**Red Mountain Center
welcomed 32,961 visitors in
Sept. and Oct.**

**Staff participated in Care
and Shelter training to
support Emergency
operations citywide**

**Webster Fall Carnival
welcomed 100's of visitors
from the community.**





Youth Programs Update

400 books were distributed to the City's little libraries in parks recently.

Mobile recreation units welcomed 3,684 participants in the last 2 months.

They have also helped with Recreation events such as the WRC carnival and Pumpkin Splash.

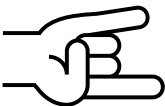
Volunteers gave 1,397 hours of service this September and October. A value of \$46,797 staffing dollars saved.




COMMERCIAL OPERATIONS



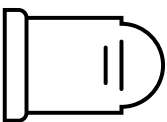
Mesa Convention Center
The Post



Mesa Amphitheatre



Special Events Office



Mesa Cemetery



Dobson Ranch Golf Course

Convention Center | Amphitheatre | The Post

CC/AMP REVENUES	
July-Oct	
2022	\$ 2,888,256
2023	\$ 843,458
2024	\$ 1,456,534
2025	\$ 615,129*

*as of 10/15/25

AMPHITHEATRE CONCERTS	
October 4	Dwight Yoakam
October 10	The Story So Far
October 11	Turnstile (<i>sold out</i>)
UPCOMING CONCERTS	
December 13	Turnpike Troubadours
January 31	INZO
February 14	Levity

The POST (Aug-Oct)	
Banquets	8
Consumer Shows	2
Meetings	13
Private Parties	7
Weddings	1
Other	3
Total Events	34

Convention Center | Amphitheatre | The Post




- New Amphitheatre concessionaire vendor
- New concert barricading
- Aug-Sept – Hosted 40 events and 30,500 guests
- Convention Center highlights
 - Arizona State Fire School, Scrapbook Expo, Crossroads Gun Show, AV Expo, Veterinary Continuing Education Conference, COM Benefits Fair, ITS Conference, NIGP Conference, Uwu Con
- The Post highlights
 - 2-4 gatherings each week
 - Visit Mesa, Mesa PD, Mesa Hispanic Network, Mesa Chamber, Women Leading Mesa, S.T.E.P. Luncheon, MPI AZ, and City Council meetings
 - External weddings, banquets, and receptions.



SPECIAL EVENTS


Fall Events

- 9/25 – El Grito! at Pioneer Park – 3,400 attendees
- 10/25 – Mesa Sprint Triathlon at Skyline Aquatic Center
no participants and spectators
- 9/27/25 – Skate Party at Plaza Park – 451 attendees
- 10/11/25 – Celebrate Mesa - *cancelled*
- 10/24/25-10/26/25 – Mesa Pow Wow at Riverview Park –
8,300 attendees
- 10/25/25-10/26/25 – Dia de los Muertos at the MAC –
25,000 attendees
- 11/7/25-11/8/25 – DMA Downtown Mesa BBQ Classic –
2,411 attendees
- 11/11/25 – Veterans Day Parade in Downtown Mesa




Upcoming Winter Events

- 10 11/13/25: MAC One Street Over Closing Celebration – Reed Park
- 10 11/13-11/16/25 - La Mesa RV Show at Riverview Park
- 10 11/14/25: ASU Moonlight Movie Night (Spirit) – Plaza Park
- 10 11/15/25: Eastmark Neighborhood Boutique – Eastmark Great Park
- 10 11/15/25: Together Pink Network Walk – Riverview Park
- 10 11/19/25: United Food Bank Food Distribution – Mesa Convention Center
- 10 11/21/25: Eastmark Live Jazz Event – Eastmark Great Park
- 10 11/22/25: Light the Night – Sloan Park/Riverview Park
- 10 11/27/25: Mesa Turkey Trot – Red Mountain Park
- 10 11/28/25: Merry Main Street Kick-off – Downtown Mesa
- 10 12/6/25 - Gateway Library Opening – Eastmark Great Park
- 10 1/19/26 - MLK Day Parade and Festival in Downtown Mesa




- Friday, 11/28, 5pm – Merry Main Street Kickoff in Downtown Mesa: Tree Lighting program, Ice Rink opening, Food Truck Forest, Visits with Santa, *and more!*
- Mesa Temple Lights – Nightly through 12/30
- Visits with Santa – Fri/Sat/Sun - Santa Paws
- Breakfast With Santa – 12/13 & 12/20 at The Post
- Santa Express – 12/12-12/14 at Mesa Dr. Park & Ride
- Mesa Menorah Lighting – 12/14 at 1 N MacDonald
- Movie Nights each Saturday at the Ice Rink
- Food Trucks at Pioneer Park Fri/Sat/Weds





Dobson Ranch Golf Course Community Engagement & Outreach

- Adaptive program is back and well attended
- Successful overseeding - trouble areas re-sodded
- Clubhouse renovation completed with new flooring, bar top, furniture/seating and paint
- 40 trees ordered and are scheduled to be planted, adding character to the course, providing protection from errant shots
- City of Mesa Employee Program - 101 have signed up for benefits, over 60 uses during the month of August
- Hosted several weekly high school golf matches along with a tournament where 12 local schools participated
- Donated various prizes for City of Mesa supported initiatives including Celebrate Mesa, City of Mesa Community Spirit, Arizona Parks and Recreation Fellowship, and the Mesa City Sports Hall of Fame



Mesa Cemetery

- Aug-Sept 2025
 - Revenue: \$381,284 (13% decrease from Aug-Sept 2024)
 - Graves sold: 60 (27% decrease from Aug-Sept 2024)
- Raised and leveled 15 markers due to 9/19 rainstorm flooding
- Historical Walking Tour, 10/25 - 175 attendees
- Royal Air Force Memorial was hosted 11/9 - Staff prepared grounds by scalping, overseeding and planting flowers - 200 attendees
- Continuing discussions to develop north expansion
- Barragan Property – Removal of two dead trees
- Recent new hires – 2 x Cemetery Worker and Customer Service Specialist





Park Planning & Operations



Reed Park Playground Renovation

Project Components

- ADA upgrades
- Play equipment areas for ages 2-5 and 5-12
- Exercise equipment for ages 14 and up
- Shade structures
- Safety surfacing

Construction Costs

- CDBG Award \$1,317,806
- Operations Funding \$182,149
- Total \$1,499,955

Construction Schedule

- Start: April 2025
- Completion: November 2025





Signal Butte Park Phase II

Project Components

- Parking lot
- Restrooms
- Ramadas
- Trail system
- BMX bike trails
- Pedestrian bridge over wash to connect Phase I

Construction Costs

- \$7,500,000


Estimated Construction Schedule

- Tentative Start: Winter 2025
- Tentative Completion: Summer 2026

Signal Butte Park
Phase 2 Master Plan



2018 General Obligation Bond
Concept Plan, (Updated November 20



Mesa High Aquatic Complex

Project Components

- Replaster Main Pool & Lazy River
- Replace Outdoor Shower Assemblies
- Minor Cool Deck Repairs

Construction Costs

- \$1,064,226

Estimated Construction Schedule

- Start: November 2025
- Completion: April 2026

Master Plan

1. Carriage Lane Park

3140 S. Carriage Lane, Mesa 85202
2. Woodglen Park


2342 S. Beverly, Mesa 85210
3. Heritage Park

1501 S. Pima, Mesa 85210
4. Meadowgreen Park

2821 E. Pueblo Ave, Mesa 85204
5. Shepherders Park

2455 E. McDowell Rd, Mesa 85213
6. Augusta Ranch Park

9455 E. Neville Ave., Mesa 85209



Park Renovations — Bond 2024

- Park Renovations - 60% Design Documents
- Augusta Ranch Playground Renovation

❖ Public Meeting: October 23, 2025 @ Skyline Aquatic Center

○ Carriage Lane Playground Renovation

❖ Public Meeting: November 20, 2025, 6:00p @ Dobson Ranch Library

○ Heritage Playground Renovation

❖ Public Meeting: TBD

○ Meadowgreen Playground Renovation

❖ Public Meeting: TBD

○ Shepherders Playground Renovation & Pickleball Court Installation

❖ Public Meeting: November 6, 2025 @ Hermosa Vista Elementary School

○ Woodglen Playground Renovation

❖ Public Meeting: November 20, 2025, 6:00p @ Dobson Ranch Library

○ Christopher J. Brady Dog Park Addition

❖ Public Meeting: TBD
- Construction: Winter 2026 to Fall 2026

Heritage Park Playground
1501 S. Pima, Mesa 85210



Projects in Design

- Aripine Park Playground Improvement – 90% Design Documents
 - Construction: Winter 2026 to Fall 2026
- Whitman Park Playground Renovation – 90% Design Documents
 - Construction: Winter 2026 to Fall 2026
- Countryside Dog Park (Bond 2018) – Design Development
 - Construction: TBD
- Fremont Aquatic Complex Demo (Bond 2018) – Design Development
 - Tentative Construction: Fall 2026
- Mesa Tennis & Pickleball Center Court Lighting Updates – Design Development
 - Construction: Summer 2026

Aquatics

Southeast Aquatic Center
Eastmark High School

Red Mountain Aquatic Center
Demolish/Replace Fremont

BUILDING MESA'S FUTURE

13

Projects in Design – Cont.

- Northeast Mesa Regional Trails (Bond 2024) – Design Development
 - Construction: TBD
- Red Mountain Pool (Bond 2024) – Design Development
 - Construction: Fall 2029 to Spring 2031
- Shepherd Aquatic Complex Boiler Install – Design Development
 - Construction: Winter 2025 to Spring 2026
- Southeast Aquatic Facility (Bond 2024) – Design Development
 - Construction: Fall 2027 to Spring 2029
- Water Conservation @ Los Alamos Park (Bond 2024) – Design Development
 - Construction: Fall 2026 to Summer 2027

rees.a.n

