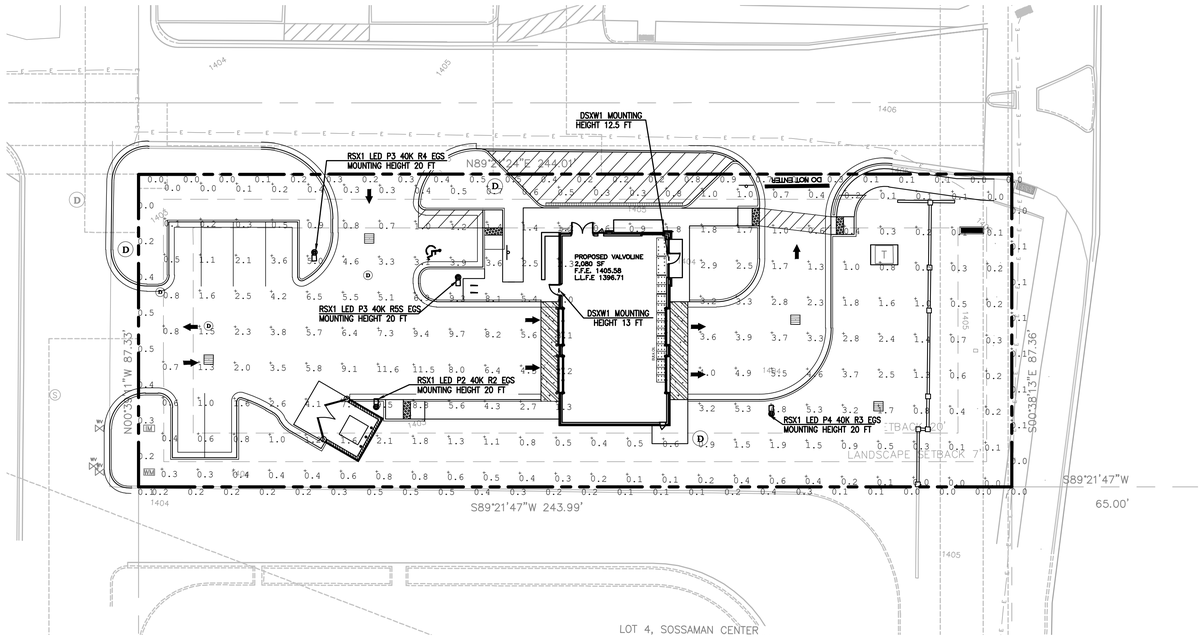

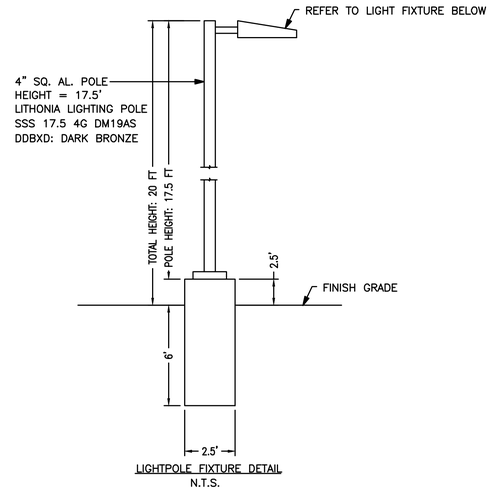

LIGHTPOLE FIXTURE DETAIL
N.T.S.

EXISTING LEGEND:

- SUBDIVISION CORNER TO BE SET
- FOUND MONUMENT AS NOTED
- CENTERLINE MONUMENT (BRASS CAP
- SET 1/2" REBAR WITH CAP RLS 555) UNLESS OTHERWISE NOTED
- PUE — PUBLIC UTILITY EASEMENT
- PUFE — PUBLIC UTILITY & FACILITIES EASEME
- MCR — MARICOPA COUNTY RECORDS
- D — DELTA
- R/W — RIGHT-OF-WAY
- BK/PG — BOOK AND PAGE
- DKT — DOCKET
- ESMT — EASEMENT
- BCHH — BRASS CAP IN HAND HOLE
- BCF — BRASS CAP FLUSH
- CPED — COMMUNICATION PEDESTAL
- TPED — TELEPHONE PEDESTAL
- GI — GRATE INLET
- FND — FOUND
- B.S. — BUILDING SETBACK
- (TR) — TITLE REPORT
- (M) — MEASURED
- (R) — RECORDED
- SCHEDULE B PART II EXCEPTION ITE
- SEWER MANHOLE
- POWER POLE
- FIRE HYDRANT
- STORM MANHOLE
- DRAINAGE GRATE
- BACKFLOW PREVENTER
- WATER VALVE
- TREE
- STREET LIGHT
- IRRIGATION CONTROL VALVE
- ADA RAMP
- PROPERTY BOUNDARY
- RIGHT OF WAY LINE
- CENTERLINE
- EASEMENT LINE
- SECTION LINE
- SETBACK LINE
- E — EXISTING ELECTRICAL
- D — EXISTING STORM DRAIN
- C — EXISTING COMMUNICATION/CABLE
- FO — EXISTING FIBER OPTIC
- W — EXISTING WATERLINE
- S — EXISTING SEWER LINE
- EXISTING ASPHALT PAVEMENT

SITE LIGHTING CRITERIA

REFERENCE CODE SECTION: MAX FC AT PROPERTY LINE 0.5 PER SECTION 11-30-5, CITY OF MESA STANDARDS

PARKING LOT: 1-2 FOOTCANDLES FOR ALL PARKING SPACES

PROPOSED LEGEND:

- PROPERTY LINE
- PROPOSED CURB & GUTTER
- LIGHT POLES

Calculation Summary								
Label	CalcType	Units	Avg	Max	Min	Avg/Min	Max/Min
CalcPts_1	Illuminance	Fc	2.18	11.6	0.0	N.A.	N.A.
CalcPts_2	Illuminance	Fc	0.25	0.9	0.0	N.A.	N.A.
CalcPts_3	Illuminance	Fc	0.21	0.5	0.0	N.A.	N.A.

Luminaire Schedule								
Symbol	Qty	Label	Arrangement	Description	LLF	Luminaire Lumens	Luminaire Watts	Total Watts
	2	DSXW1 LED 10C 1000 40K TFTM M	Single	DSXW1 LED 10C 1000 40K TFTM MVOLT	0.900	3944	38.8	77.6
	1	RSX1 LED P2 40K R2 EGS	Single	RSX1 LED P2 40K R2 EGS	0.900	9046	72.9467	72.947
	1	RSX1 LED P3 40K R4 EGS	Single	RSX1 LED P3 40K R4 EGS	0.900	12083	109.442	109.442
	1	RSX1 LED P3 40K R5S EGS	Single	RSX1 LED P3 40K R5S EGS	0.900	11174	109.442	109.442
	1	RSX1 LED P4 40K R3 EGS	Single	RSX1 LED P4 40K R3 EGS	0.900	14011	133.1431	133.143

811 Know what's below. Call before you dig.

GRAPHIC SCALE
20 0 10 20 40 80
(IN FEET)
1 inch = 20 ft.

Drawing Name: \\greenbergfarrow.com\Projects\Proj\20303\20303380\800_Civil_Current Drawings\Master 20303380.dwg Last Modified: Jun 11, 2024 - 11:15am Plotted on: Jun 11, 2024 - 11:15am by rscott

RSX1 LED
Area Luminaire

Specifications

EPA (ft²@0°): 0.57 ft² (0.05 m²)
Length: 21.8" (55.4 cm) (SPA mount)
Width: 13.3" (33.8 cm)
Height: 3.0" (7.6 cm) Main Body 7.2" (18.4 cm) Arm
Weight: (SPA mount): 22.0 lbs (10.0 kg)

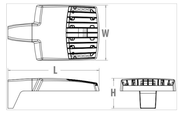

Catalog Number
Notes
Type
Hit the Tab key or mouse over the page to see all interactive elements.

Introduction

The new RSX LED Area family delivers maximum value by providing significant energy savings, long life and outstanding photometric performance at an affordable price. The RSX1 delivers 7,000 to 17,000 lumens allowing it to replace 70W to 400W HID luminaires.

The RSX features an integral universal mounting mechanism that allows the luminaire to be mounted on most existing drill hole patterns. This "no-drill" solution provides significant labor savings. An easy-access door on the bottom of mounting arm allows for wiring without opening the electrical compartment. A mast arm adaptor, adjustable integral slipfitter and other mounting configurations are available.

design select
Items marked by a shaded background qualify for the Design Select program and ship in 15 days or less. To learn more about Design Select, visit www.acuitybrands.com/designselect.
*See ordering tree for details

Design Select options indicated by this color background.

Ordering Information

EXAMPLE: RSX1 LED P4 40K R3 MVOLT SPA DDBXD

RSX1 LED

Series	Performance Package	Color Temperature	Distribution	Voltage	Mounting
RSX1 LED	P1 P2 P3 P4	30K 3000K 40K 4000K 50K 5000K	R2 Type 2 Wide R3 Type 3 Wide R3S Type 3 Short R4 Type 4 Wide R4S Type 4 Short R5 Type 5 Wide [1] R5S Type 5 Short [1] AFR Automotive Front Row AFRR90 Automotive Front Row Right Rotated AFRL90 Automotive Front Row Left Rotated	MVOLT (120V-277V) [2] HVOLT (347V-480V) [3] XVOLT (277V-480V) [4] (use specific voltage for options as noted) 120 [5] 277 [5] 208 [5] 347 [5] 240 [5] 480 [5]	SPA Square pole mounting (3.0" min. SQ pole for 1 at 90°, 3.5" min. SQ pole for 2, 3, 4 at 90°) RPA Round pole mounting (3.2" min. dia. RND pole for 2, 3, 4 at 90°, 3.0" min. dia. RND pole for 1 at 90°, 2 at 180°, 3 at 120°) MA Mast arm adaptor (fits 2-3/8" OD horizontal tenon) IS Adjustable slipfitter (fits 2-3/8" OD tenon) [6] WBA Wall bracket [1] WBASC Wall bracket with surface conduit box AASP Adjustable tilt arm square pole mounting [6] AARP Adjustable tilt arm round pole mounting [6] AAWB Adjustable tilt arm wall wall bracket [6] AAWSC Adjustable tilt arm wall bracket and surface conduit box [6]

Options

Shipped Installed
- HS House-side shield [7]
- PE Photocontrol, button style [8,9]
- PER7 Seven-wire twist-lock receptacle only (no controls) [9,10,11]
- SF Single fuse (120, 277, 347) [5]
- DF Double fuse (208, 240, 480) [5]
- SPD20KV 20KV Surge pack (10KV standard)
- FAO Field adjustable output [9]
- DMG 0-10V dimming extend out back of housing for external control (control ordered separately) [7]

Shipped Installed
***Standalone and Networked Sensors/Controls (factory default settings, see table page 9)**
- NLTAIR2 PIRHN nLight AIR generation 2, with Networked, Bi-Level motion/ambient sensor [9,12,13,14]
- BAA Buy America(n) Act Compliant
- CCE Coastal Construction [9]

***Note: NLTAIR2 PIRHN with nLight Air can be used as a standalone or networked solution. Sensor coverage pattern is affected when luminaire is tilted.**

Shipped Separately (requires some field assembly)
- EGS External glare shield [7]
- EGFV External glare full visor (360° around light aperture) [7]
- BS Bird spikes [9]

Finish
- DDBXD Dark Bronze
- DBLXD Black
- DNAXD Natural Aluminum
- DWHXD White
- DDBTXD Textured Dark Bronze
- DBLBXD Textured Black
- DNATXD Textured Natural Aluminum
- DWHGXD Textured White

LITHONIA LIGHTING. COMMERCIAL OUTDOOR

One Lithonia Way • Conyers, Georgia 30012 • Phone: 1-800-705-SERV (7378) • www.acuitybrands.com
© 2018-2023 Acuity Brands Lighting, Inc. All rights reserved.

Lithonia RSX1 Area LED
Rev. 04/20/23
Page 1 of 9

D-Series Size 1
LED Wall Luminaire

Specifications

Luminaire
Width: 13-3/4" (34.9 cm)
Depth: 10" (25.4 cm)
Height: 6-3/8" (16.2 cm)
Weight: 12 lbs (5.4 kg)

Back Box (BBW, E20WC)
Width: 13-3/4" (34.9 cm)
Depth: 4" (10.2 cm)
Height: 6-3/8" (16.2 cm)
BBW Weight: 5 lbs (2.3 kg)
E20WC Weight: 10 lbs (4.5 kg)

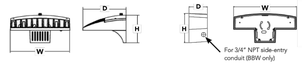

Catalog Number
Notes
Type
Hit the Tab key or mouse over the page to see all interactive elements.

Introduction

The D-Series Wall luminaire is a stylish, fully integrated LED solution for building-mount applications. It features a sleek, modern design and is carefully engineered to provide long-lasting, energy-efficient lighting with a variety of optical and control options for customized performance.

With an expected service life of over 20 years of nighttime use and up to 74% in energy savings over comparable 250W metal halide luminaires, the D-Series Wall is a reliable, low-maintenance lighting solution that produces sites that are exceptionally illuminated.

Ordering Information

EXAMPLE: DSXW1 LED 20C 1000 40K T3M MVOLT DDBTXD

DSXW1 LED

Series	LEDs	Drive Current	Color temperature	Distribution	Voltage	Mounting	Control Options
DSXW1 LED	10C 10 LEDs (one engine) 20C 20 LEDs (two engines)	350 350 mA 530 530 mA 700 700 mA 1000 1000 mA (1 A)	30K 3000 K 40K 4000 K 50K 5000 K AMBPC Amber phosphor converted	T2S Type II Short T2M Type II Medium T3S Type III Short T3M Type III Medium T4M Type IV Medium TFTM Forward throw Medium	MVOLT [1] 120 [2] 208 [3] 240 [3] 277 [3] 347 [3,4] 480 [3,4]	Shipped included (blank) Surface mounting bracket BBW Surface-mounted back box (for conduit entry) [5]	Shipped installed PE Photoelectric cell, button type [6] DMG 0-10v dimming wires pulled outside fixture (for use with an external control, ordered separately) PIR 180° motion/ambient light sensor, <15' mng ht [7,9] PIRH 180° motion/ambient light sensor, 15-30' mng ht [7,9] PIR1FC3V Motion/ambient sensor, 8-15' mounting height, ambient sensor enabled at 1fc [7,9] PIRH1FC3V Motion/ambient sensor, 15-30' mounting height, ambient sensor enabled at 1fc [7,9] E20WC Emergency battery backup (Includes external component enclosure), CA Title 20 compliant [8,9]

Other Options

Shipped installed
- SF Single fuse (120, 277 or 347V) [3,10]
- DF Double fuse (208, 240 or 480V) [3,10]
- HS House-side shield [11]
- SPD Separate surge protection [12]

Shipped separately [11]
- BSW Bird-deterrent spikes
- VG Vandal guard
- DDL Diffused drop lens

Finish (required)
- DDBXD Dark bronze
- DBLXD Black
- DNAXD Natural aluminum
- DWHXD White
- DSSXD Sandstone
- DDBTXD Textured dark bronze
- DBLBXD Textured black
- DNATXD Textured natural aluminum
- DWHGXD Textured white
- DSSTXD Textured sandstone

Accessories
Ordered and shipped separately.
- DSHWM-U House-side shield (one per light engine)
- DSHWBSW-U Bird-deterrent spikes
- DSVIVF-U Vandal guard accessory

NOTES
1 20C 1000 is not available with PIR, PIRH, PIR1FC3V or PIRH1FC3V.
2 MVOLT driver operates on any line voltage from 120-277V (50/60 Hz).
3 Single fuse (SF) requires 120, 277 or 347 voltage option. Double fuse (DF) requires 208, 240 or 480 voltage option.
4 Only available with 20C, 700mA or 1000mA. Not available with PIR or PIRH.
5 Back box ships installed on fixture. Cannot be field installed. Cannot be ordered as an accessory.
6 Photocontrol (PE) requires 120, 208, 240, 277 or 347 voltage option. Not available with motion/ambient light sensors (PIR or PIRH).
7 Reference Motion Sensor table on page 3.
8 Same as old ELCW. Cold weather (-20C) rated. Not compatible with conduit entry applications. Not available with BBW mounting option. Not available with fusing. Not available with 347 or 480 voltage options. Emergency components located in back box housing. Emergency mode IES files located on product page at www.lithonia.com
9 Not available with E20WC.
10 Not available with E20WC.
11 Also available as a separate accessory; see Accessories information.
12 Not available with E20WC.

LITHONIA LIGHTING. COMMERCIAL OUTDOOR

One Lithonia Way • Conyers, Georgia 30012 • Phone: 1-800-705-SERV (7378) • www.lithonia.com
© 2013-2023 Acuity Brands Lighting, Inc. All rights reserved.

DSXW1-LED
Rev. 1/18/23

GF
www.greenbergfarrow.com
1230 Peachtree Street, NE
Suite 2900
Atlanta, GA 30309
t: 404 601 4000

COPYRIGHT NOTICE
This drawing is the property of the above referenced Professional and is not to be used for any purpose other than the specific project and site names herein, and cannot be reproduced in any manner without the express written permission from the Professional.

DATE	ISSUE
03/13/2024	OWNER REVIEW SET
04/29/2024	DP 100% REVIEW SET
05/15/2024	OWNER REVIEW SET
06/10/2024	DP RESUBMITTAL

PROFESSIONAL SEAL

Registered Professional Engineer (Civil) CERTIFICATE NO. 73021 RYAN SCOTT 2023.06.13 08:36:00 -07'00' Date Signed 6/10/24 ARIZONA, U.S.A.

PROFESSIONAL IN CHARGE
RYAN SCOTT, PE
PROJECT MANAGER
RS
QUALITY CONTROL
RS
DRAWN BY
NB
PROJECT NAME

Valvoline Instant Oil Change

VALVOLINE INSTANT OIL CHANGE
MESA, AZ
1330 S SOSSAMAN RD.,
MESA, AZ 85209

PROJECT NUMBER
20230380
SHEET NAME
PHOTOMETRIC PLAN
SHEET #
C-8.0

NOT ISSUED FOR CONSTRUCTION