

**CITY OF MESA LANDSCAPE STANDARDS**

REQUIREMENT	REQUIRED	PROVIDED
PERIMETER LANDSCAPE		
WEST PERIMETER - COUNTRY CLUB, 150 LF	6 TREES, 36 SHRUBS 2 TREES (36" BOX) 18 SHRUBS (5 GAL.)	6 TREES, 72 SHRUBS 2 TREES (36" BOX) 24 SHRUBS (5 GAL.)
SOUTH PERIMETER - MCKELLIPS, 167 LF	7 TREES, 42 SHRUBS 2 TREES (36" BOX) 21 SHRUBS (5 GAL.)	VARIANCE 5 TREES 26 SHRUBS
EAST PERIMETER, 179 LF	8 TREES, 40 SHRUBS 2 TREES (36" BOX) 5 SHRUBS / 25 LF, 50% 5 GAL.	8 TREES, 54 SHRUBS 2 TREES (36" BOX) 25 SHRUBS (5 GAL.)
NORTH PERIMETER, 200 LF	8 TREES, 40 SHRUBS 2 TREES (36" BOX) 5 SHRUBS / 25 LF, 50% 5 GAL.	VARIANCE 2 TREES 25 SHRUBS (5 GAL.)
INTERIOR PARKING LOT		
PARKING ISLANDS	9 ISLANDS = 9 TREES, 27 SHRUBS 1 TREE (36" BOX)	9 TREES, 28 SHRUBS 1 TREE (36" BOX)
RETENTION BASIN	N/A	N/A
LANDSCAPE IN ALL AREAS OF BASIN (SLOPE, TOP AND BOTTOM)		

REQUIREMENT	REQUIRED	PROVIDED
FOUNDATION BASES		
EXTERIOR WALLS W/ PUBLIC ENTRANCE	SOUTH SIDE OF BUILDING: 98 LF = 2 TREES MIN. 1 TREE (36" BOX) 33 LF OF LANDSCAPE	VARIANCE 2 TREE 1 TREE (36" BOX) 20 LF OF LANDSCAPE
	WEST SIDE OF BUILDING: 68 LF = 2 TREES MIN. 1 TREE (36" BOX) 23 LF OF LANDSCAPE	VARIANCE 0 TREES 0 TREES (36" BOX) 0 LF OF LANDSCAPE
	NORTH SIDE OF BUILDING: 98 LF = 2 TREES MIN. 1 TREE (36" BOX) 25 LF OF LANDSCAPE	VARIANCE 1 TREE 1 TREE (36" BOX) 72 LF OF LANDSCAPE
	EAST SIDE OF BUILDING: 68 LF = 2 TREES MIN. 1 TREE (36" BOX) 17 LF OF LANDSCAPE	2 TREES 1 TREE (36" BOX) 68 LF OF LANDSCAPE
EXTERIOR WALLS W/OUT PUBLIC ENTRANCE	1 TREE / 50 LF 10% MIN. (36" BOX) LANDSCAPE AREA - 25% MIN.	

**CIVIL ENGINEER**

KIMLEY-HORN AND ASSOCIATES, INC.  
1001 W SOUTHERN AVE. SUITE 131  
MESA, ARIZONA 85210  
TEL: (480) 207-2666  
FAX: (602) 944-7423  
CONTACT: STERLING MARGETTS, PE

**LANDSCAPE ARCHITECT**

KIMLEY-HORN AND ASSOCIATES, INC.  
1001 W SOUTHERN AVE. SUITE 131  
MESA, ARIZONA 85210  
TEL: (480) 207-2666  
FAX: (602) 944-7423  
CONTACT: ANDREW VALENSTIN, PLA

**DEVELOPER**

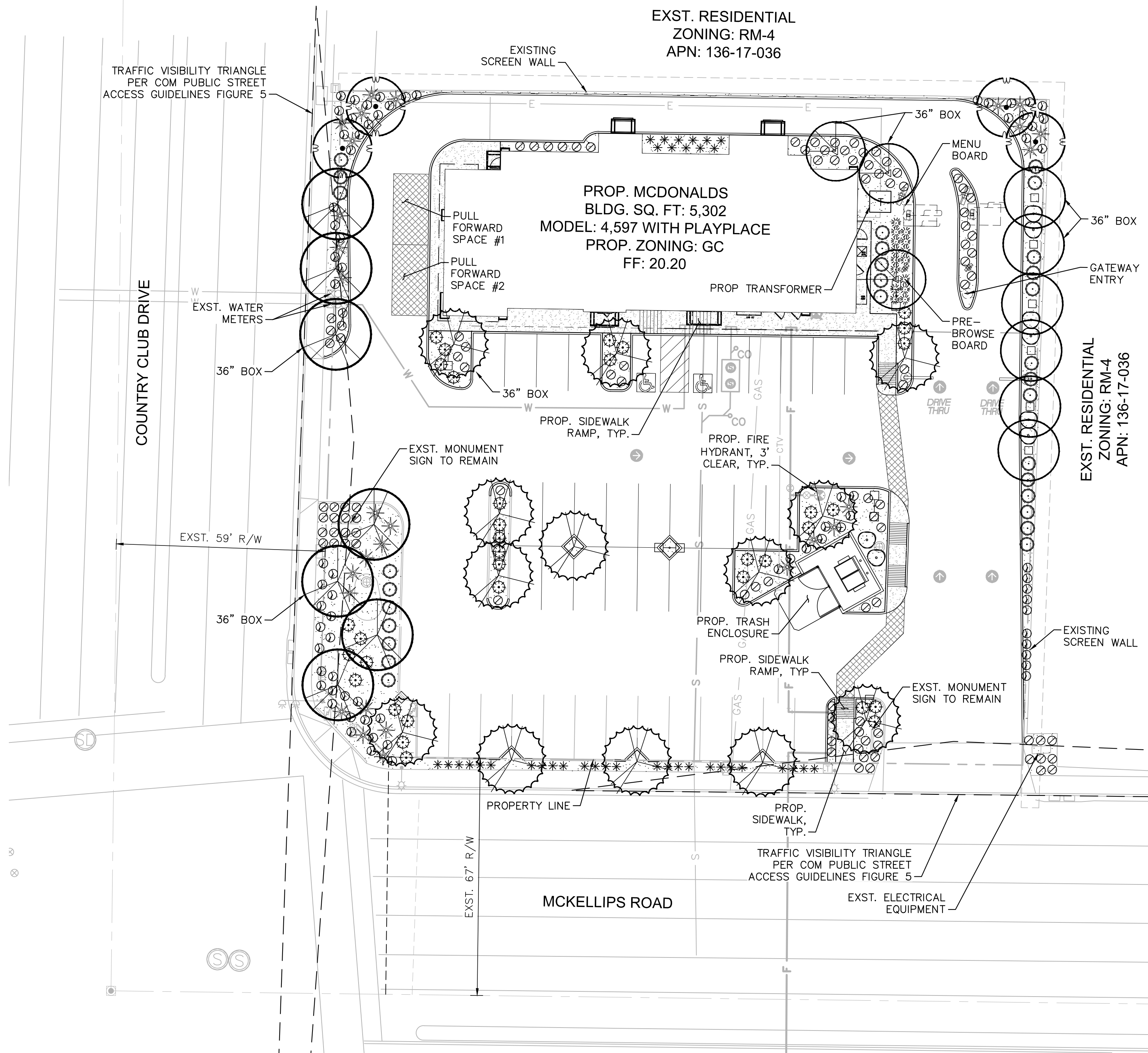
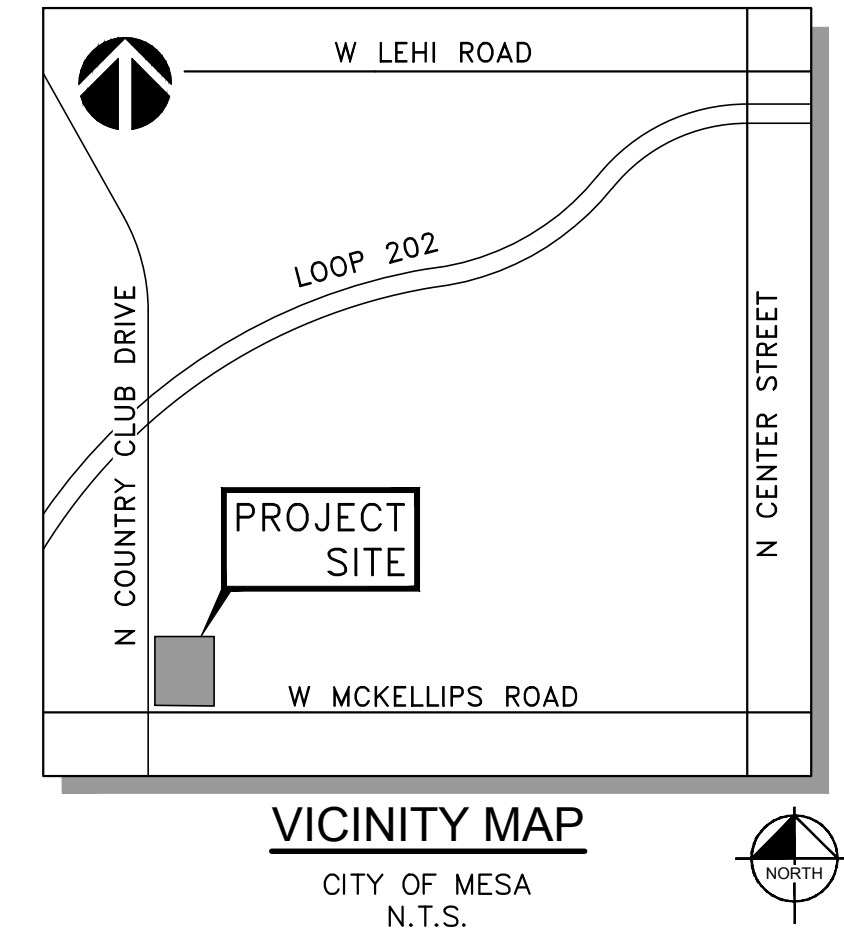
McDONALD'S USA, LLC  
4643 SOUTH ULSTER ST., SUITE 1300  
DENVER, CO 80237  
TEL: (480) 341-5344  
FAX: (602) 293-5301  
CONTACT: PATRICK GRIES

**LAND SURVEYOR**

SURVEY INNOVATION GROUP, INC  
22425 N. 16TH ST., SUITE 1  
PHOENIX, ARIZONA 85024  
TEL: (480) 922-0780  
FAX: (480) 922-0781  
CONTACT: JASON SEGNERI, RLS

**ARCHITECT**

KDF  
300 W. CLARENDON AVENUE, SUITE 320  
PHOENIX, AZ 85013  
TEL: (602) 234-1868  
FAX: (602) 234-1413  
CONTACT: DAN FILUK



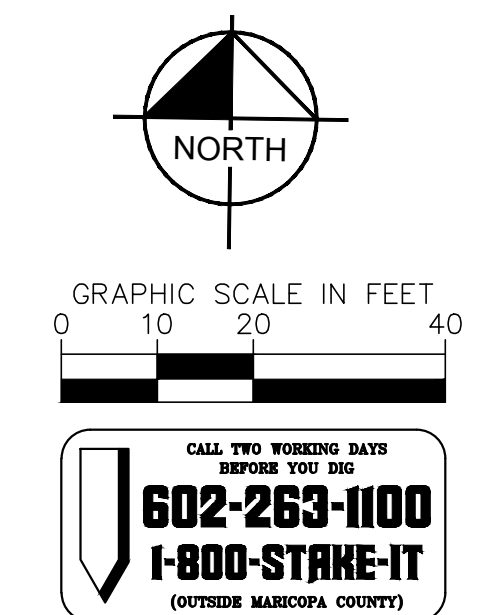
**PLANTING LEGEND**

TREES			
BOTANICAL NAME / COMMON NAME	SIZE	QTY	
Caesalpinia cacalaco 'Smoothie'	1" Cal., 7' Ht., 24" Box Min.	4	
Cascolote			
Chilopsis linearis 'Lopur' PPAF	1 1/4" Cal., 7' Ht., 24" Box Min.	1	
Desert Diva Desert Willow	*2 1/4" Cal., 10' Ht., 36" Box Min.	2	
Quercus virginiana	1 1/4" Cal., 9' Ht., 24" Box Min.	5	
Live Oak	*2 3/4" Cal., 13' Ht., 36" Box Min.	2	
Quercus virginiana 'Cathedral'	1 1/4" Cal., 9' Ht., 24" Box Min.	4	
Cathedral Live Oak	*2 3/4" Cal., 13' Ht., 36" Box Min.	2	
Ulmus parvifolia	1 1/4" Cal., 8' Ht., 24" Box Min.	12	
Evergreen Elm	*2 1/2" Cal., 14' Ht., 36" Box Min.	1	
SHRUBS			
BOTANICAL NAME / COMMON NAME	SIZE	QTY	
Leucophyllum langmaniae 'Rio Bravo'	5 Gal.	34	
Rio Bravo Sage			
Nerium oleander 'Petite Pink'	5 Gal.	29	
Petite Pink Oleander			
Tecoma stans 'Gold Star'	5 Gal.	8	
Yellow Bells			
ACCENTS			
BOTANICAL NAME / COMMON NAME	SIZE	QTY	
Hesperaloe funifera	5 Gal.	28	
Giant Yucca			
Hesperaloe parvifolia 'perpa'	5 Gal.	37	
Brakelights Red Yucca			
Muhlenbergia rigens 'Regal Mist'	5 Gal.	15	
Regal Mist Grass			
GROUNDCOVERS			
BOTANICAL NAME / COMMON NAME	SIZE	QTY	
Lantana camara 'New Gold'	1 Gal.	100	
New Gold Lantana			
Lantana montevidensis	1 Gal.	74	
Purple Trailing Lantana			
MATERIALS			
DESCRIPTION	QTY		
Decomposed Granite	6,480 SF		
1/2" Screened, Madison Gold, 2" Depth Min.			

\*LARGER SPECIES LABELED ON PLAN

**SITE CALCULATIONS**

LANDSCAPE AREA (INCLUDING ROW)	6,480 SF
SITE AREA (INCLUDING ROW)	39,211 SF
LANDSCAPE COVERAGE	16.5%



BY \_\_\_\_\_

DESCRIPTION \_\_\_\_\_

REV \_\_\_\_\_

DATE \_\_\_\_\_

**Kimley»Horn**

PREPARED BY: **Andrew A. Valetin**  
LANDSCAPE ARCHITECT  
No. 1001 W. Southern Ave., Suite 131  
Mesa, Arizona 85210  
Expires 09/30/2019

PREPARED FOR: **McDonald's USA, LLC**  
These drawings and specifications are the confidential and proprietary property of McDonald's USA, LLC and shall not be copied or reproduced without the written authorization of the author. The author is not responsible for the use of these drawings on a different site or at a later time. Use of these drawings for reference or reuse on another project requires the contract documents for reuse on another project is not authorized.

DRAWN BY: JAU  
STD ISSUE DATE: 05/21/2019  
REVIEWED BY: AAV  
DATE ISSUED: 05/21/2019  
SCALE (H): 1"=20'  
SCALE (V): NONE

TITLE: PRELIMINARY LANDSCAPE PLAN

DESCRIPTION: \_\_\_\_\_

SITE ID: \_\_\_\_\_  
SITE ADDRESS: 2001 N. COUNTRY CLUB DRIVE, MESA, AZ 85201

1 OF 1