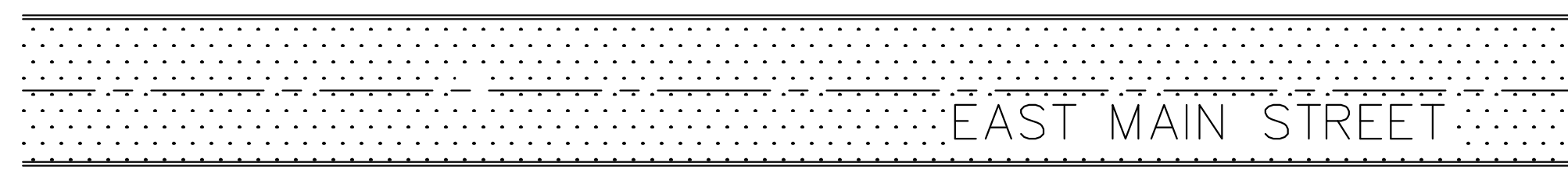
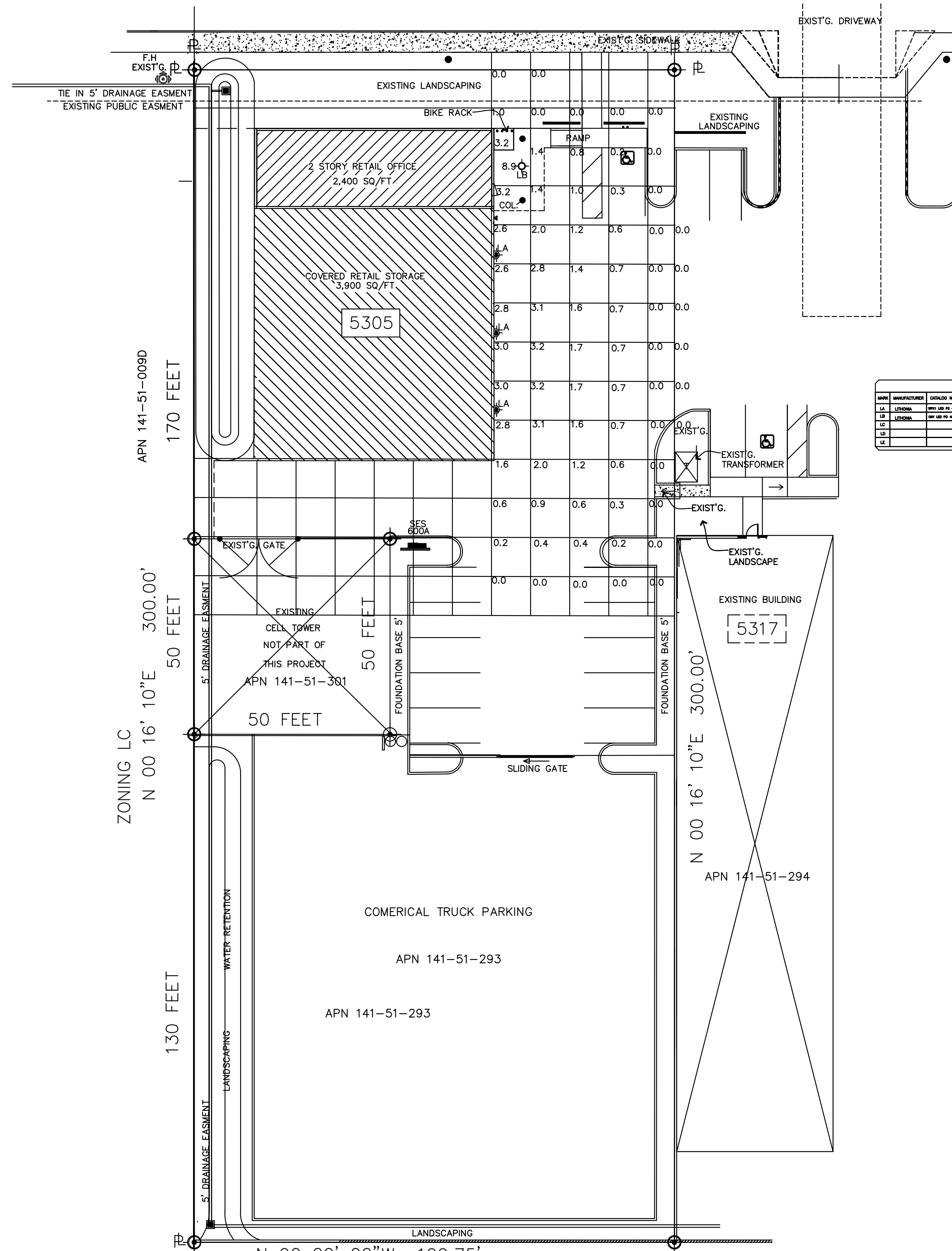


ZONING LC



N 90 00' 00"E 121.15'



NOTE: GRID IS 10' x 10'

NOTE: NUMBERS GIVING ARE IN FOOTCANDLES

| NO. | MANUFACTURER | MODEL NO. | AMOUNT | FOOT CANDLE | DESCRIPTION |
|-----|--------------|-----------|--------|-------------|--|
| 1 | GE | LM-100 | 10 | 10 | 10' x 10' SQUARE RECESSED CANOPY LIGHT FIXTURE |
| 2 | GE | LM-100 | 10 | 10 | 10' x 10' SQUARE RECESSED CANOPY LIGHT FIXTURE |
| 3 | GE | LM-100 | 10 | 10 | 10' x 10' SQUARE RECESSED CANOPY LIGHT FIXTURE |
| 4 | GE | LM-100 | 10 | 10 | 10' x 10' SQUARE RECESSED CANOPY LIGHT FIXTURE |

APN 141-51-089D
170 FEET

50 FEET

50 FEET

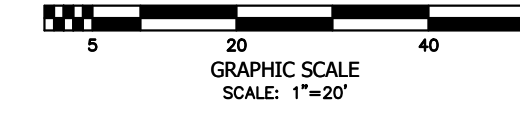
50 FEET

130 FEET

50 FEET


50 FEET

N 90 00' 00"W 122.75'



PHOTOMETRIC STUDY
SCALE: 1"=20'

1



REVISIONS

C.E.W. ASSOCIATES LLC
Architectural, Design

929 S. THIRST MESA, AZ 85208
PHONE: 480-432-1818
EMAIL: cewassociates@yahoo.com

OUTLAW TRUCKING
54TH. STREET BUSINESS PARK
5305 EAST MAIN STREET
MESA, AZ 85205

THIS DRAWING AND DATA CONTAINED HEREON ARE THE PROPERTY OF C.E.W. ASSOCIATES, L.L.C. AND MAY NOT BE REPRODUCED, COPIED OR TRANSMITTED, WITHOUT THE EXPRESS WRITTEN CONSENT OF THE PROPRIETOR AND OR COMPANY REPRESENTATIVE. NOR SHALL ANY DATA OR INFORMATION CONTAINED HEREON BE USED IN PART OR IN FULL FOR ANY OTHER PURPOSE THAN THAT DESCRIBED WITHIN THESE DOCUMENTS.



PHOTOMETRIC PLAN
ARCHITECTURAL DRAWINGS

BY: DATE:

A-6

FILE NO.