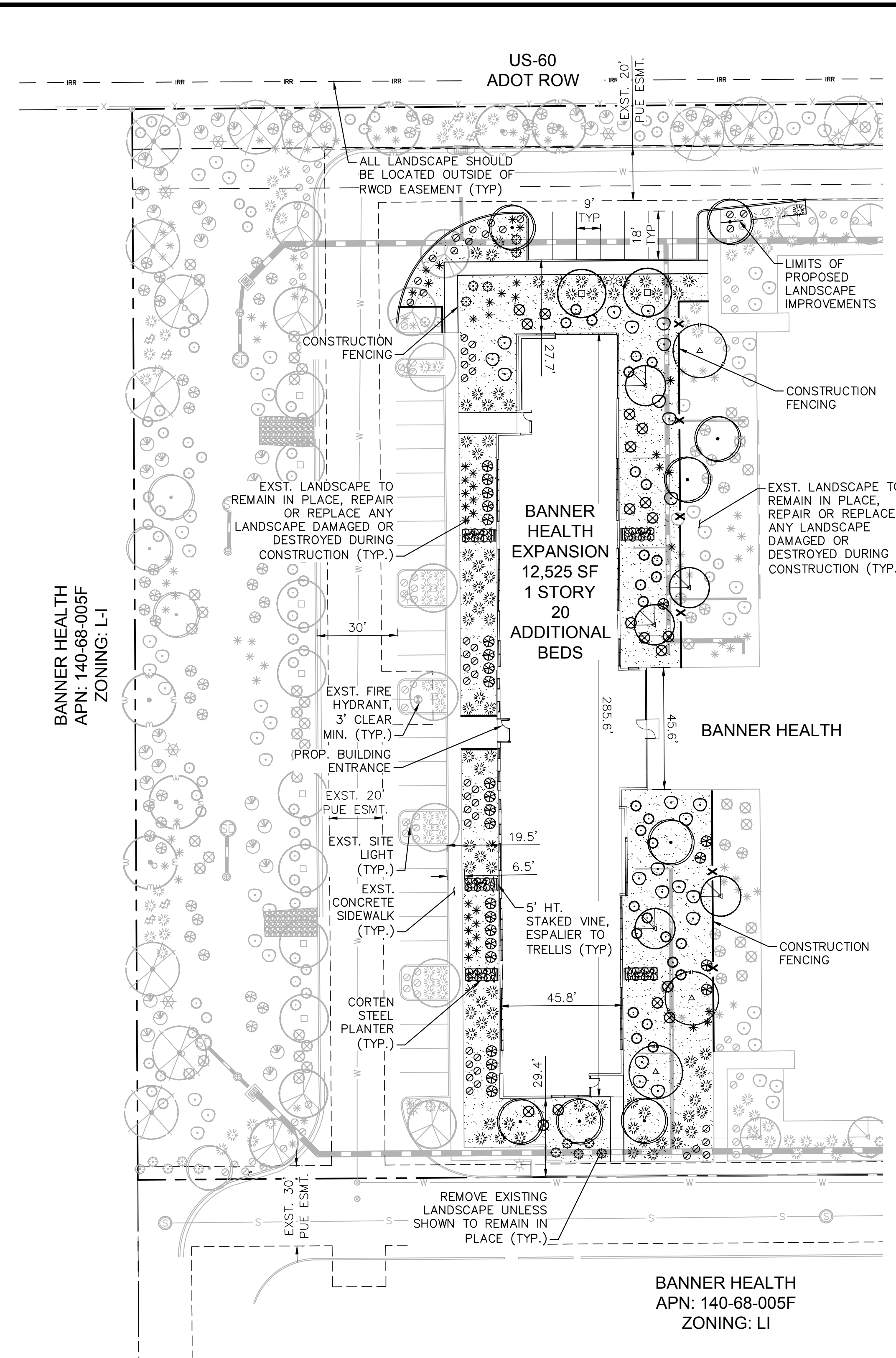


REV	DESCRIPTION	DATE	BY	APPR

K:\LEAV\_Civil\Banner\_Health\_Expansion\_2\CADD\LS.dwg, Layout: L1, Apr 27, 2026 - 12:41pm Jacob Jurgens  
 THIS DOCUMENT, TOGETHER WITH THE CONCEPTS AND DESIGN PRESENTED HEREIN, AS AN INSTRUMENT OF SERVICE, IS INTENDED ONLY FOR THE SPECIFIC PURPOSE AND CLIENT FOR WHICH IT WAS PREPARED. REUSE OF ANY PART OF THIS DOCUMENT WITHOUT WRITTEN AUTHORIZATION AND ADAPTATION BY KIMLEY-HORN AND ASSOCIATES, INC. SHALL BE WITHOUT LIABILITY TO KIMLEY-HORN AND ASSOCIATES, INC.



**PLANTING LEGEND**

**TREES**

BOTANICAL NAME / COMMON NAME	SIZE	MATURE SIZE	QTY
Caesalpinia cacalaco 'Smoothie'	24" Box	15' Height	2
Thornless Cascalote	1 1/2" Cal.	15' Spread	
Chilopsis linearis 'Lopur' PPAF	24" Box	20' Height	5
Desert Diva Desert Willow	1 1/2" Cal.	20' Spread	
Parkinsonia x 'Desert Museum'	24" Box	25' Height	3
Desert Museum Palo Verde	1 1/2" Cal.	25' Spread	
Olneya tesota	24" Box	20' Height	8
Ironwood (Multi-Trunk)	1 1/2" Cal.	20' Spread	

**SHRUBS**

BOTANICAL NAME / COMMON NAME	SIZE	QTY
Eremophylla maculata 'Valentine'	5 Gal.	27
Valentine Bush		
Leucophyllum langmaniae 'Rio Bravo'	5 Gal.	10
Rio Bravo Sage		
Carissa macrocarpa	5 Gal.	28
Natal Plum		
Tecoma stans 'Gold Star'	5 Gal.	23
Yellow Bells		

**ACCENTS**

BOTANICAL NAME / COMMON NAME	SIZE	QTY
Bougainvillea 'Barbara Karst'	15 Gal., Staked	5
Barbara Karst Bougainvillea		
Dasylium wheeleri	5 Gal.	19
Desert Spoon		
Hesperaloe parviflora 'Perpa'	5 Gal.	38
Brakelights Red Yucca		
Muhlenbergia rigens	5 Gal.	82
Deer Grass		
Opuntia 'Santa-Rita'	5 Gal.	10
Purple Prickly Pear		

**VINES & GROUNDCOVERS**

BOTANICAL NAME / COMMON NAME	SIZE	QTY
Lantana camara 'New Gold'	1 Gal.	48
New Gold Lantana		
Lantana camara 'New Gold'	1 Gal.	30
New Gold Lantana		

**MATERIALS**

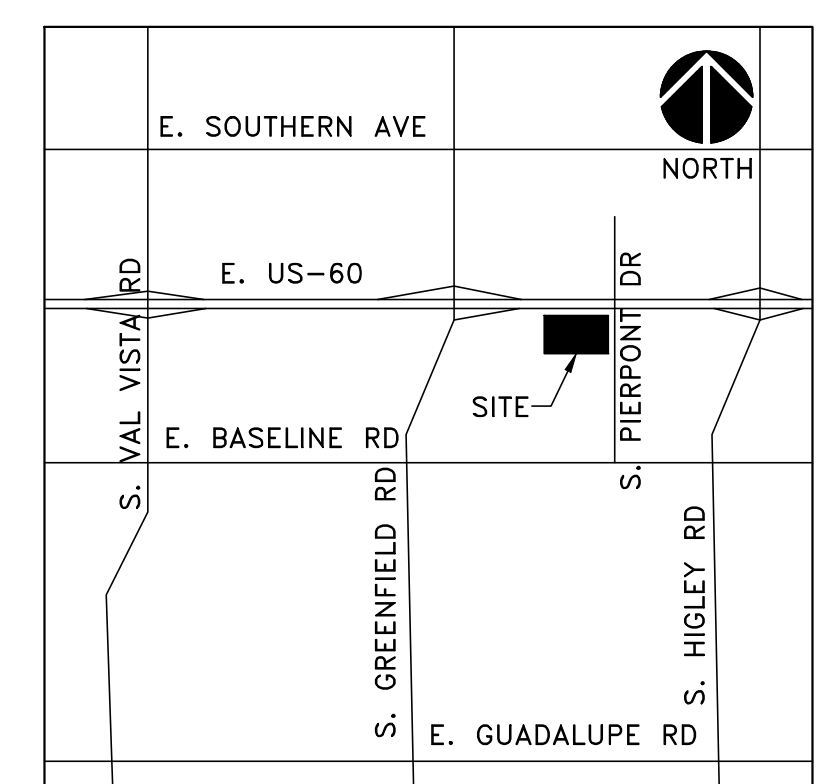
DESCRIPTION	QTY
Decomposed Granite	15,345 SF
Size and Color to Match Existing, 2" Depth Min. (Submit Sample to Landscape Architect Prior to Installation)	
Construction Fencing	280 LF
T-Stake and Gold Nylon Rope (30' O.C. and at all angle points)	

**CITY OF MESA LANDSCAPE STANDARDS**

REQUIREMENT	REQUIRED	PROVIDED
<b>FOUNDATION BASES</b>		
EXTERIOR WALLS VISIBLE FROM PARKING WITH PUBLIC ENTRANCE	WEST SIDE OF BUILDING: 96 LF OF LANDSCAPE	266 LF OF LANDSCAPE
EXTERIOR WALLS VISIBLE FROM PARKING WITHOUT PUBLIC ENTRANCE	SOUTH SIDE OF BUILDING: 12 LF OF LANDSCAPE NORTH SIDE OF BUILDING: 12 LF OF LANDSCAPE	46 LF OF LANDSCAPE 41 LF OF LANDSCAPE
EXTERIOR WALLS NOT VISIBLE FROM PARKING WITHOUT PUBLIC ENTRANCE	EAST SIDE OF BUILDING: 24 LF = 6 TREES	240 LF OF LANDSCAPE
LANDSCAPE IN FOUNDATION BASE	619 LF = 13 TREES MIN. 2 TREES @ 36" BOX	19 TREES (6 EX) 6 TREES @ 36" BOX (6 EX)
INTERIOR PARKING LOT LANDSCAPE IN PARKING ISLANDS	9 ISLANDS = 9 TREES, 27 SHRUBS 9 TREES TOTAL = 1 - 36" BOX TREES	9 TREES (7 EX), 64 SHRUBS (57 EX) 7 - 36" BOX TREES (7 EX)

**MESA'S TREES ARE COOL INITIATIVE CALCULATION**

TOTAL TREES:	18 NEW TREES / 176 EXISTING TREES (97,000 SF)
TOTAL SITE AREA:	312,568 SF
PERCENTAGE OF CANOPY:	31.0% OF TOTAL SITE AREA



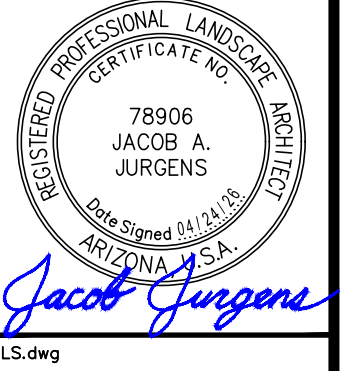
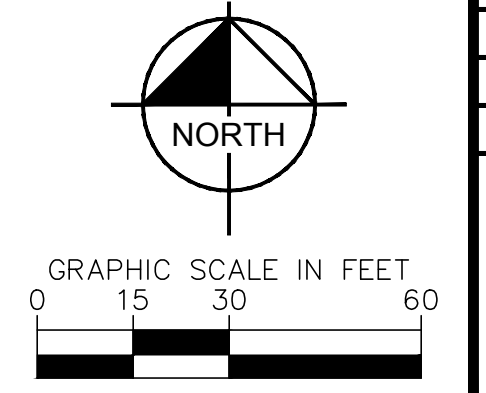
**VICINITY MAP**  
MESA, AZ  
N.T.S.

**Kimley»Horn**  
 © 2026 KIMLEY-HORN AND ASSOCIATES, INC.  
 2046 WEST RIVERVIEW AUTO DRIVE, SUITE 400  
 MESA, ARIZONA 85201 (480) 207-2666

**Banner Rehabilitation Hospital**  
 In partnership with Select Medical

1702 SOUTH PIERPONT DRIVE  
**LANDSCAPE PLAN**  
 MESA, ARIZONA

PROJECT No.  
191971007  
 SCALE (H): 1"=30'  
 SCALE (V): NONE  
 DRAWN BY: JJO  
 DESIGN BY: JAJ  
 CHECK BY: JAJ  
 DATE: 04/24/2026



Contact Arizona 811 at least two full working days before you begin excavation  
**ARIZONA 811**  
 Call 811 or click Arizona811.com