

LANDSCAPE NOTES

- CONTRACTOR TO OBTAIN PERMITS FROM LOCAL AGENCIES AND UTILITY COMPANIES HAVING JURISDICTION OVER THIS SITE.
- CONTRACTOR TO VERIFY LOCATIONS OF ALL UNDERGROUND UTILITIES PRIOR TO ANY INSTALLATION.
- CONTRACTOR SHALL PROVIDE ALL LABOR, MATERIALS, AND EQUIPMENT NECESSARY TO INSTALL THE WORK INDICATED ON THE LANDSCAPE DOCUMENTS. HE SHALL BE RESPONSIBLE FOR CAREFUL SITE INSPECTION, DETAILED REVIEW OF THE PLANS, AND COORDINATION WITH OTHER CONTRACTORS ON-SITE PRIOR TO ANY INSTALLATION. ANY DISCREPANCIES SHALL IMMEDIATELY BE BROUGHT TO THE ATTENTION OF THE OWNER'S AGENT.
- PRIOR TO INITIATING THESE LANDSCAPE IMPROVEMENTS, THE LANDSCAPE CONTRACTOR MUST SCHEDULE A PRE-CONSTRUCTION MEETING ON-SITE WITH THE APPROVAL OF THE OWNER AND THE GENERAL CONTRACTOR. THE OWNER'S REPRESENTATIVE AND/OR THE PROJECT LANDSCAPE ARCHITECT MUST BE PRESENT. THE PURPOSE OF THIS MEETING IS TO RESOLVE ANY EXISTING SITE CONDITIONS THAT MAY BE IN CONFLICT WITH THESE LANDSCAPE CONSTRUCTION DOCUMENTS AND THEREFORE IMPACT THE INSTALLATION OF ANY OF THESE PROPOSED IMPROVEMENTS. THIS FIRST MEETING SHOULD BE SCHEDULED TO OCCUR AFTER THE COMPLETION OF ON-SITE AND OFF-SITE IMPROVEMENTS INCLUDING: ALL UNDERGROUND UTILITIES, MASS GRADING, AND STREET IMPROVEMENTS.
- DAMAGE TO EXISTING LANDSCAPING, UNDERGROUND UTILITIES, IRRIGATION LINES, ELECTRICAL LINES, ETC. SHALL BE REPAIRED AT CONTRACTORS EXPENSE.
- ANY DISCREPANCIES FOUND BETWEEN THE PLANS AND THE SITE CONDITIONS SHALL BE BROUGHT TO THE ATTENTION OF THE LANDSCAPE ARCHITECT.
- ALL QUANTITIES PROVIDED ARE FOR BIDDING PURPOSES ONLY. LANDSCAPE CONTRACTOR SHALL VERIFY ALL QUANTITIES PRIOR TO CONSTRUCTION.
- THE CONTRACTOR SHALL BE RESPONSIBLE FOR ALL FINISH GRADES IN LANDSCAPED AREAS. HE SHALL DETERMINE, WITH THE GENERAL CONTRACTOR, THE EXTENT OF ROUGH GRADING AND/OR FINE GRADING TO BE ESTABLISHED BY OTHERS.
- ALL GRADING AND DRAINAGE SHALL BE IN ACCORDANCE WITH THE PLANS PREPARED BY THE PROJECT CIVIL ENGINEER, OR AS DIRECTED BY THE OWNER'S AGENT. PROVIDE POSITIVE DRAINAGE AWAY FROM THE BUILDING(S) IN ALL CONDITIONS. CONTRACTOR TO MEET ALL EXISTING GRADES AT PROJECT BOUNDARIES. FINISH GRADE SHALL BE 3" BELOW THE TOP OF ADJACENT WALKS AND CURBS PRIOR TO RECEIVING MULCH OR DECOMPOSED GRANITE.
- ALL AREAS DISTURBED DURING CONSTRUCTION TO BE FINE GRADED. ADJACENT UNDISTURBED AREAS DAMAGED OR DISTURBED TO BE RESTORED TO ITS ORIGINAL CONDITION AT THE CONTRACTOR'S EXPENSE.
- CONTRACTOR SHALL FINE GRADE ENTIRE LANDSCAPED AREA AS REQUIRED FOR INSTALLATION OF PLANTING. ALL GRADES SHALL BE NEAT, RAKED SMOOTH AND BE FREE OF DEBRIS PRIOR TO SUBSTANTIAL COMPLETION.
- PRIOR TO SPREADING MATERIAL GROUNDCOVERS, ADJUST AND COMPACT FINISH GRADES, APPLY WEED PRE-EMERGENT SURFLAN AS PER MANUFACTURER'S INSTRUCTIONS. THEN SPREAD DECOMPOSED GRANITE, RIVER RUN, OR MULCH AS INDICATED ON PLANS. DECOMPOSED GRANITE SHALL BE WATERED, THEN COMPACTED WITH A SOD ROLLER TO A MINIMUM DEPTH OF 2" AFTER COMPACTION. PROVIDE A SECOND APPLICATION OF THE PRE-EMERGENT SURFLAN AT THE END OF THE MAINTENANCE PERIOD.
- ALL LANDSCAPED AREAS SHALL RECEIVE A 2" TOP DRESSING OF DECOMPOSED GRANITE. PROVIDE SAMPLE OF SIZE AND COLOR FOR APPROVAL BY OWNER'S AGENT PRIOR TO DELIVERY.
- STAKE LOCATIONS OF ALL TREES FOR APPROVAL PRIOR TO INSTALLATION OF ANY PLANT MATERIAL.
- ALL PLANT MATERIAL SHALL BE HEALTHY, VIGOROUS, WELL BRANCHED AND DENSELY FOLIATED (WHEN IN-LEAF) AS IS TYPICAL FOR THE SPECIES. THEY SHALL HAVE HEALTHY, WELL DEVELOPED ROOT SYSTEMS (NOT POT BOUND), A NORMAL HABIT OF GROWTH CONSISTENT WITH INDUSTRY STANDARDS, AND FREE OF ANY BRUISES, CUTS, OR OTHER ABNORMALITIES. PLANT MATERIAL SHALL BE SIZED IN ACCORDANCE WITH THE AMERICAN STANDARD FOR NURSERY STOCK, LATEST EDITION, PUBLISHED BY THE AMERICAN ASSOCIATION OF NURSERYMAN; AND THE ARIZONA NURSERYMAN ASSOCIATION STANDARDS.
- BACKFILL MIXTURES, EXCEPT AS NOTED, TO BE COMPRISED OF 75% NATIVE SOIL AND 25% DECOMPOSED GRANULAR BARK MULCH, AND 2 LBS. DISPERSAL PER CUBIC YARD OF BACKFILL.
- ADD AGRI-FORM FERTILIZER TABLETS AT THE FOLLOWING RATES:
1 GALLON PLANT - 1 TABLET 15 GALLON PLANT - 4 TABLETS
5 GALLON PLANT - 2 TABLET BOXED TREE - 6 TABLETS (MIN.)
TABLETS TO BE PLACED NO DEEPER THAN 6 INCHES BELOW SOIL SURFACE.
- LANDSCAPE CONTRACTOR IS RESPONSIBLE FOR ALL PLANTS SHOWN ON PLANTING PLAN. DO NOT SUBSTITUTE PLANTS BY TYPE OR QUANTITY WITHOUT WRITTEN APPROVAL FROM THE LANDSCAPE ARCHITECT OR OWNER'S AGENT.
- THE OWNER'S AGENT RESERVES THE RIGHT TO REJECT ANY SELECTION OF PLANT MATERIAL THAT DOES NOT SATISFY THE INTENT OF THE LANDSCAPE DESIGN BASED ON: SIZE, SHAPE, EVIDENCE OF STRESS OR IMPROPER CARE.
- PRIOR TO INITIATING THE 90-DAY MAINTENANCE PERIOD, COMPLETE ANY INITIAL PUNCH LIST ITEMS, THEN OBTAIN APPROVAL FROM OWNER'S AGENT OF SUBSTANTIAL COMPLETION. DETERMINE WITH OWNER'S AGENT THE START DATE FOR THE 90-DAY MAINTENANCE PERIOD. CONTRACTOR TO THEN MAINTAIN LANDSCAPE WHICH MAY INCLUDE WATERING, WEEDING, PRUNING, AND REPLACEMENT OF ANY MATERIAL THAT HAS DIED OR IS SHOWING EVIDENCE OF STRESS. SUBMIT WRITTEN REQUEST FOR FINAL PUNCH LIST ONE WEEK PRIOR TO END OF MAINTENANCE PERIOD.
- PROVIDE OWNER WITH A WRITTEN GUARANTEE OF ONE YEAR FOR ALL TREES AND SIX (6) MONTHS FOR ALL OTHER PLANT MATERIAL DATED FROM START OF MAINTENANCE PERIOD AGAINST DEFECTS INCLUDING DEATH AND UNSATISFACTORY GROWTH. PROVIDE OWNER WITH WRITTEN INSTRUCTIONS OUTLINING MAINTENANCE PROCEDURES TO BE ADOPTED IN ORDER TO PROTECT GUARANTEE. INCLUDE WATERING SCHEDULE AND FERTILIZER PROGRAM.

CITY NOTES

- REQUIRED TREES SHALL BE MINIMUM SIZE AS SPECIFIED IN THE ARIZONA NURSERY ASSOCIATION "RECOMMENDED TREE SPECIFICATIONS" LATEST EDITION. 11-33-2(B)2
- ALL LANDSCAPE MATERIAL INSTALLED SHALL BE MAINTAINED BY OWNER/OR LESSEE IN ACCORDANCE WITH THE APPROVED LANDSCAPE PLAN. 11-33-3(1) 2 & 3
- NOTE EITHER A "FORMAL" OR "NATURAL" LANDSCAPE MAINTENANCE PROGRAM AND THAT THE LANDSCAPE SHALL BE MAINTAINED IN ACCORDANCE WITH THE BEST MANAGEMENT PRACTICE OF THE LANDSCAPING INDUSTRY. 11-33-2(1)4
- ALL TREES AND SHRUBS LOCATED IN THE LINE-OF-SIGHT WILL BE MAINTAINED FOR A CLEAR AREA BETWEEN 3' TO 7' AND SHOW LINE OF SIGHT ON LANDSCAPE PLAN.
- REQUIRED LANDSCAPE AREAS SHALL BE FREE FROM ENCROACHMENT BY ANY USE, STRUCTURE, VEHICLE OR FEATURE NOT A PART OF THE LANDSCAPING DESIGN. 11-33-3(A)
- BACKFLOW PREVENTERS 2" OR LARGER SHALL BE SCREENED WITH LANDSCAPE MATERIAL LOCATED WITHIN A 6'RADIUS OF THE BACKFLOW PREVENTERS. ALL BACKFLOW PREVENTERS LESS THAN 2" SHALL BE PLACED IN A WIRE MESH BASKET AND PAINTED GREEN.

PLANT SCHEDULE

| SYMBOL | BOTANICAL/COMMON NAME | SIZE | QTY. | REMARKS |
|---------------------|---|-----------------|-------|------------------------------|
| TREES | | | | |
| | ACACIA SALICINA | 24" BOX | 127 | STAKE AS REQUIRED |
| | WILLOWLEAF ACACIA | 24" BOX | 450 | STAKE AS REQUIRED |
| | PARKINSONIA FLORIDUM | 36" BOX | 81 | |
| | BLUE PALO VERDE | 36" BOX | 34 | STAKE AS REQUIRED |
| | PARKINSONIA PREACOX | 24" BOX | 49 | |
| | PALO BREA | 36" BOX | 329 | STAKE AS REQUIRED |
| | PROSOPIS CHILENSIS 'THORNLESS' | 15 GAL. | 87 | |
| | THORNLESS CHILEAN MESQUITE | 24" BOX | 0 | STAKE AS REQUIRED |
| | 'AZT PODLESS' AZT PODLESS MESQUITE | 36" BOX | - | |
| | CHILOPSIS LINEARIS 'DESERT DIVA' | 24" BOX | 32 | STAKE AS REQUIRED |
| | DESERT DIVA' DESERT WILLOW | 36" BOX | 10 | |
| | PROSOPIS JULIFLORA | 15 GAL. | 65 | STAKE AS REQUIRED |
| | VELVET MESQUITE | | | |
| | PHOENIX DACTYLIFERA | 25' CLEAR TRUNK | 20 | |
| | DATE PALM | | | |
| SHRUBS | | | | |
| | CASSIA NEMOPHILA | 1 GAL. | 150 | 1 GPH EMITTER |
| | DESERT CASSIA | | | |
| | EREMOPHILA HYGROPHANA 'BLUE BELLS' | 5 GAL. | 987 | 1 GPH EMITTER |
| | BLUE BELLS EMU | | | |
| | EREMOPHILA MACULATA 'VALENTINE' | 5 GAL. | 1507 | 1 GPH EMITTER |
| | VALENTINE EMU | | | |
| | LEUCOPHYLLUM FRUTESCENS 'GREEN CLOUD' | 5 GAL. | 312 | 1 GPH EMITTER |
| | GREEN CLOUD SAGE | | | |
| | ACACIA REDOLENS 'DESERT CARPET' | 1 GAL. | 288 | 1 GPH EMITTER |
| | N.C.N. | | | |
| | LEUCOPHYLLUM LANGMANIAE 'RIO BRAVO™' | 5 GAL. | 1,595 | 1 GPH EMITTER |
| | RIO BRAVO SAGE | | | |
| | LEUCOPHYLLUM CANDIDUM 'THUNDER CLOUD™' | 5 GAL. | 1,608 | 1 GPH EMITTER |
| | THUNDER CLOUD SAGE | | | |
| | TECOMA 'CRISMON FLARE' | 5 GAL. | 216 | 1 GPH EMITTER |
| | CRISMON FLARE ESPERANZA | | | |
| ACCENTS | | | | |
| | HESPERALOE FUNIFERA | 5 GAL. | 391 | 1 GPH EMITTER |
| | GIANT YUCCA | | | |
| | HESPERALOE PARVIFLORA | 5 GAL. | 539 | 1 GPH EMITTER |
| | RED YUCCA | | | |
| | HESPERALOE CAMPANULATA 'MSWN NUEVO LEON' | 5 GAL. | 1,554 | 1 GPH EMITTER |
| | LIONHEART® P.P.#32069 | | | |
| GROUND COVER | | | | |
| | EREMOPHILA GLABRA 'MINGEW GOLD' | 1 GAL. | 1,591 | 1 GPH EMITTER |
| | OUTBACK SUNRISE EMU | | | |
| | DECOMPOSED GRANITE "EXPRESS GOLD" | 3/4" SCREENED | | 2' DEPTH ALL LANDSCAPE AREAS |
| | DECOMPOSED GRANITE RIP-RAP "EXPRESS GOLD" | 6-8" SIZE | | 6" DEPTH AS SHOWN |

NOTES:

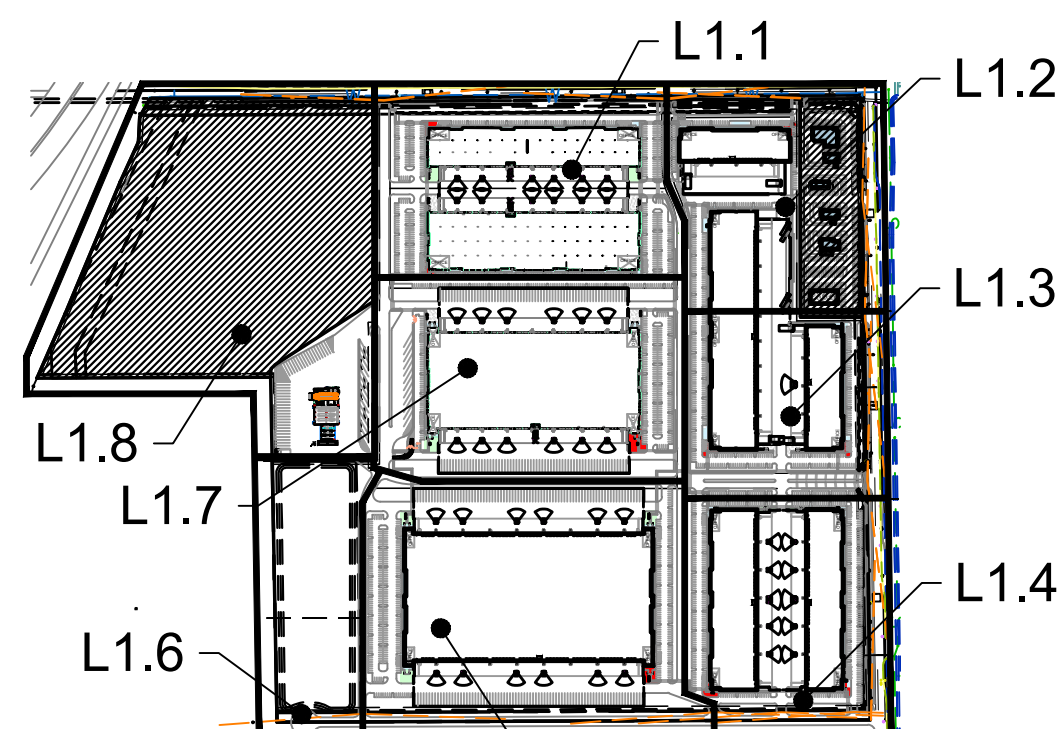
- TREE HEIGHTS AND CALIPERS WILL COMPLY WITH "ARIZONA NURSERY ASSOCIATION SPECIFICATIONS" FOR THAT TYPE AND SIZE OF TREE
- LANDSCAPE TO BE WATERED BY AN UNDERGROUND AUTOMATIC IRRIGATION SYSTEM.

LANDSCAPE CALCULATIONS (BUILDINGS 1-9)

| | REQUIRED | PROVIDED |
|---|--|--|
| STREET FRONTAGE LANDSCAPE (WARNER ROAD) | | |
| 1,769 LF DIVIDED BY 1 TREE, 6 SHRUBS PER 25 LF | 71 TREES, 426 SHRUBS 18-36" BOX, 36-24" BOX, 17-15 GAL. | 63 TREES, 768 SHRUBS 18-36" BOX, 45-24" BOX <small>(18-36" BOX AS REQUIRED, 36-24" BOX AS REQUIRED, AND 24-24" BOX TREES PROVIDED IN LIEU OF 17-15 GAL. REQUIRED.)</small> |
| STREET FRONTAGE LANDSCAPE (ELLSWORTH ROAD) | | |
| 1637 LF DIVIDED BY 1 TREE, 6 SHRUBS PER 25 LF | 66 TREES, 396 SHRUBS 17-36" BOX, 33-24" BOX, 16-15 GAL. | 55 TREES, 464 SHRUBS 24-36" BOX, 32-24" BOX <small>(17-36" BOX AS REQUIRED, 32-24" BOX AS REQUIRED, AND 36-24" BOX TREES PROVIDED IN LIEU OF 16-15 GAL. REQUIRED.)</small> |
| STREET FRONTAGE LANDSCAPE (STARFIRE ROAD) | | |
| 2471 LF DIVIDED BY 1 TREE, 6 SHRUBS PER 25 LF | 99 TREES, 594 SHRUBS 25-36" BOX, 50-24" BOX, 24-15 GAL. | 81 TREES, 866 SHRUBS 38-36" BOX, 43-24" BOX <small>(25-36" BOX AS REQUIRED, 43-24" BOX AS REQUIRED, AND 40-36" BOX TREES PROVIDED IN LIEU OF 17-24" BOX REQUIRED.)</small> |
| LANDSCAPE ADJACENT TO WEST PERIMETER | | |
| 2,770 LF DIVIDED BY 3 TREE, 20 SHRUBS PER 100 LF | 84 TREES, 554 SHRUBS 0-24" BOX, 84-15 GAL. | 97 TREES, 601 SHRUBS 39-24" BOX, 58-15 GAL. |
| LANDSCAPE PER PARKING SPACES | | |
| ONE TREE, 3 SHRUBS PER ISLAND | 340 TREES, 1019 SHRUBS 34-36" BOX, 306-24" BOX | 340 TREES, 1019 SHRUBS 34-36" BOX, 306-24" BOX |
| BUILDING 1, COMMON AREA OPEN SPACE (1% OF GFA) > FOUNDATION LANDSCAPING FOR BUILDING 1 > | 1,394 SF 24 TREES 3-36" BOX, 21-24" BOX | 8,709 SF 24 TREES 4-36" BOX, 20-24" BOX |
| BUILDING 2, COMMON AREA OPEN SPACE (1% OF GFA) > FOUNDATION LANDSCAPING FOR BUILDING 2 > | 2,094 SF 28 TREES 3-36" BOX, 25-24" BOX | 9,000 SF 28 TREES 4-36" BOX, 24-24" BOX |
| BUILDING 3, COMMON AREA OPEN SPACE (1% OF GFA) > FOUNDATION LANDSCAPING FOR BUILDING 3 > | 3,537 SF 21 TREES 3-36" BOX, 18-24" BOX | 11,842 SF 21 TREES 4-36" BOX, 17-24" BOX |
| BUILDING 4, COMMON AREA OPEN SPACE (1% OF GFA) > FOUNDATION LANDSCAPING FOR BUILDING 4 > | 1,184 SF 22 TREES 3-36" BOX, 19-24" BOX | 1,296 SF 22 TREES 3-36" BOX, 19-24" BOX |
| BUILDING 5, COMMON AREA OPEN SPACE (1% OF GFA) > FOUNDATION LANDSCAPING FOR BUILDING 5 > | 1,488 SF 23 TREES 3-36" BOX, 20-24" BOX | 1,572 SF 23 TREES 4-36" BOX, 19-24" BOX |
| BUILDING 6, COMMON AREA OPEN SPACE (1% OF GFA) > FOUNDATION LANDSCAPING FOR BUILDING 6 > | 5,577 SF 27 TREES 3-36" BOX, 24-24" BOX | 8,951 SF 27 TREES 4-36" BOX, 23-24" BOX |
| BUILDING 7, COMMON AREA OPEN SPACE (1% OF GFA) > FOUNDATION LANDSCAPING FOR BUILDING 7 > | 728 SF 16 TREES 2-36" BOX, 14-24" BOX | 1,949 SF 16 TREES 4-36" BOX, 12-24" BOX |
| BUILDING 8, COMMON AREA OPEN SPACE (1% OF GFA) > FOUNDATION LANDSCAPING FOR BUILDING 8 > | 1,978 SF 28 TREES 3-36" BOX, 25-24" BOX | 4,029 SF 28 TREES 3-36" BOX, 25-24" BOX |
| BUILDING 9, COMMON AREA OPEN SPACE (1% OF GFA) > FOUNDATION LANDSCAPING FOR BUILDING 9 > | 811 SF 17 TREES 2-36" BOX, 15-24" BOX | 4,018 SF 17 TREES 3-36" BOX, 14-24" BOX |
| TOTAL NUMBER OF 24" BOX | 606 TREES | 672 TREES |
| TOTAL NUMBER OF 36" BOX (OR LARGER) TREES | 119 TREES | 184 TREES |
| TOTAL NUMBER OF 5 GALLON SHRUBS | 3,028 SHRUBS | 3,718 SHRUBS |
| TOTAL COMMON AREA OPEN SPACE | 18,797 SF | 51,365 SF |


SHEET INDEX

| | |
|---------------------------------|-------------|
| COVER SHEET | L0.1 |
| MASTER LANDSCAPE PLAN | L1.0 |
| LANDSCAPE PLANS (THIS PHASE) | L1.1 - L1.8 |
| LANDSCAPE PLANS (FUTURE PHASES) | L1.2, 1.8 |



KEY PLAN

SCALE: NTS




GILMORE
PLANNING & LANDSCAPE ARCHITECTURE

2211 N. 7th Street
Phoenix, Az 85006
T 602.266.5622
F 602.266.5707
www.getgilmore.com

PLANNING
LANDSCAPE ARCHITECTURE

SCANNELL PROPERTIES - WARNER GATEWAY 202 INDUSTRIAL
EAST WARNER ROAD
MESA, AZ
PREPARED FOR:

JOB NO. 21029
DRAWN BY. TCB
APPROVED BY. JJG
DATE. 2.8.22



- OWNER/ SYSCO CHANGES 2-3-23
- CITY COMMENTS 3-10-23
-
-

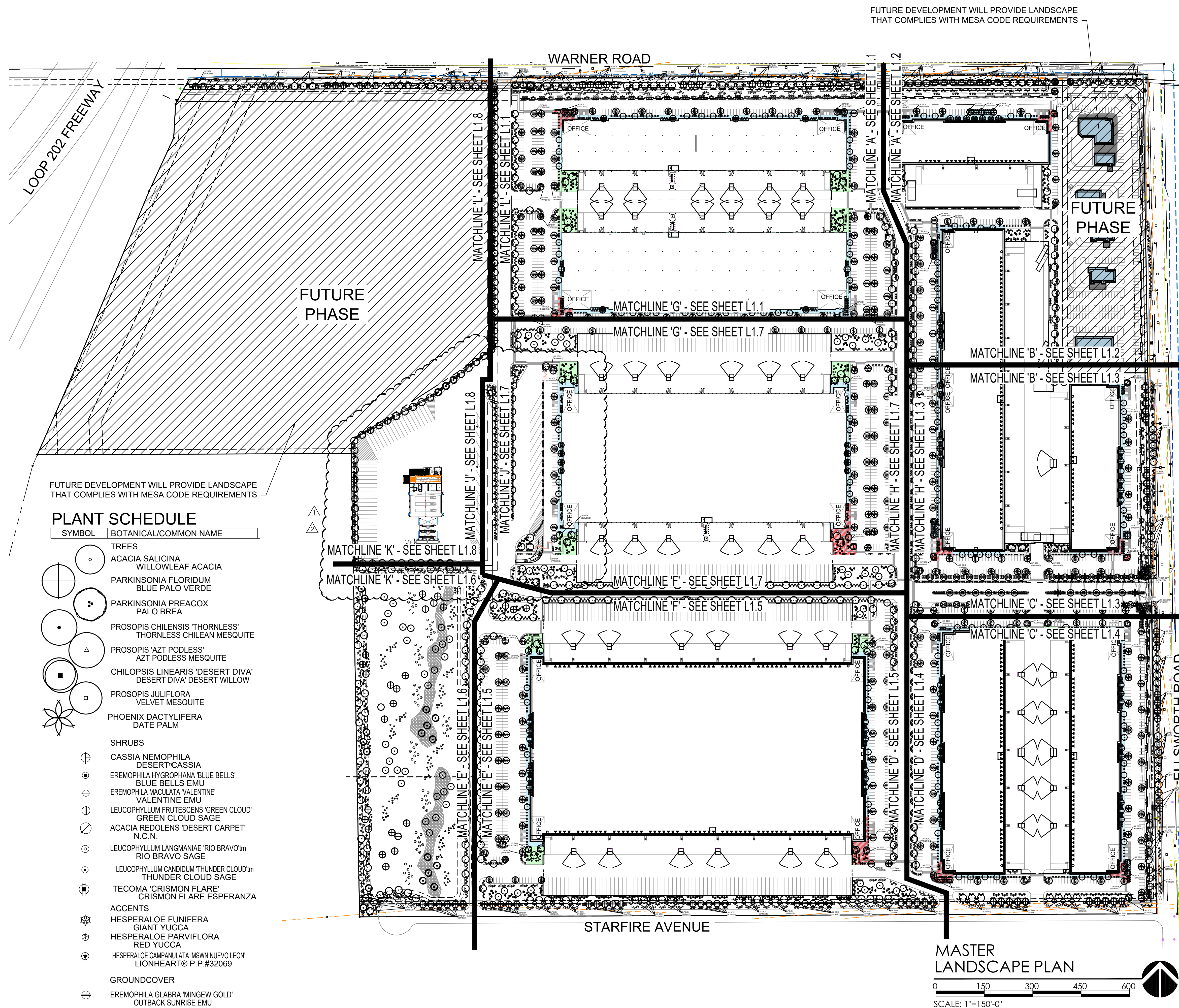


LANDSCAPE PLAN

SHEET

L0.1

1 OF 10

THE DRAWINGS AND INSTRUMENT OF SERVICE AND THE PROPERTY OF GILMORE PLANNING & LANDSCAPE ARCHITECTURE. THIS DRAWING CAN NOT BE REPRODUCED OR ANY REPRODUCTION HEREBY FORWARDED, WITHOUT THE WRITTEN PERMISSION. © COPYRIGHT 2021

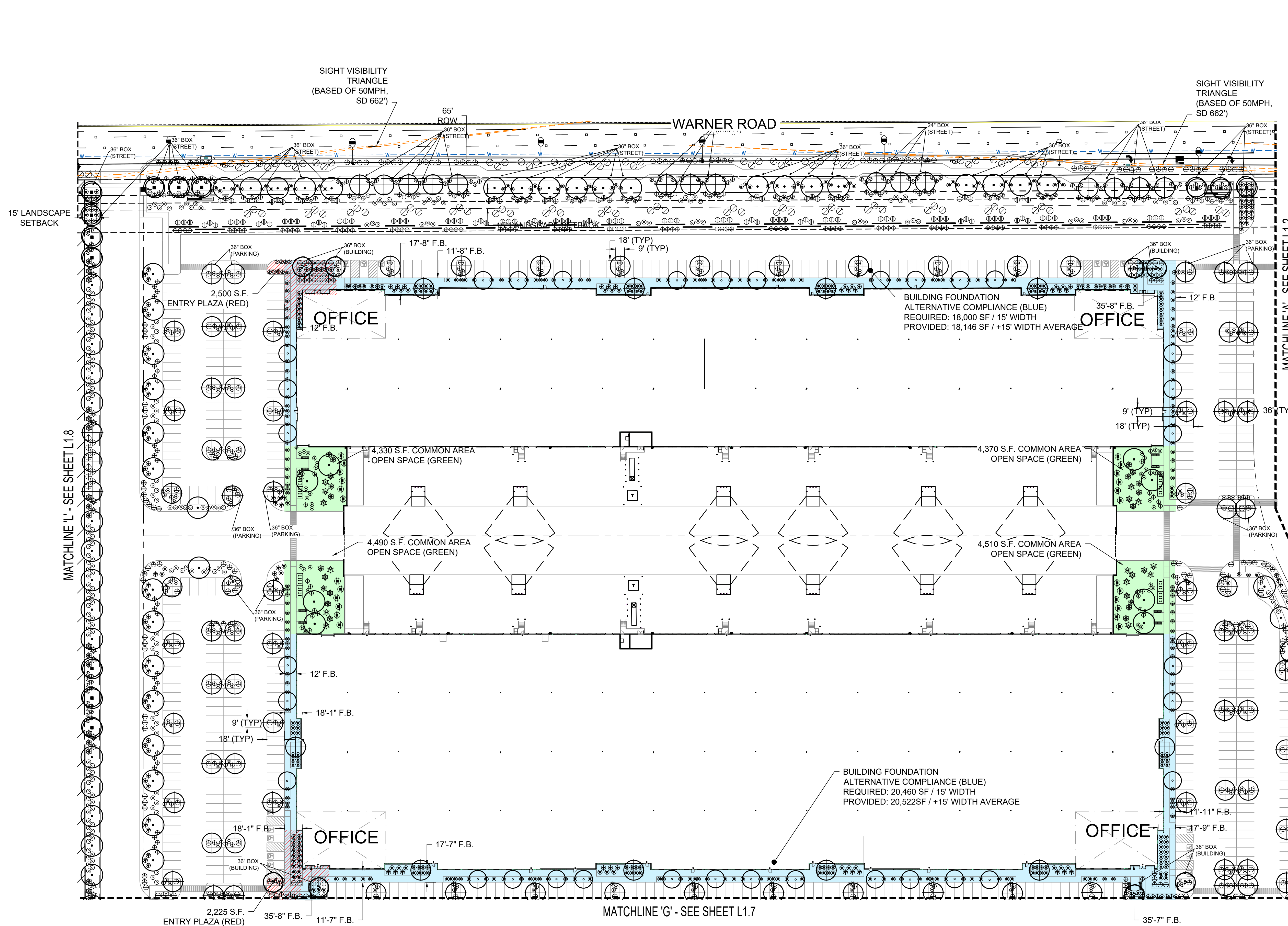
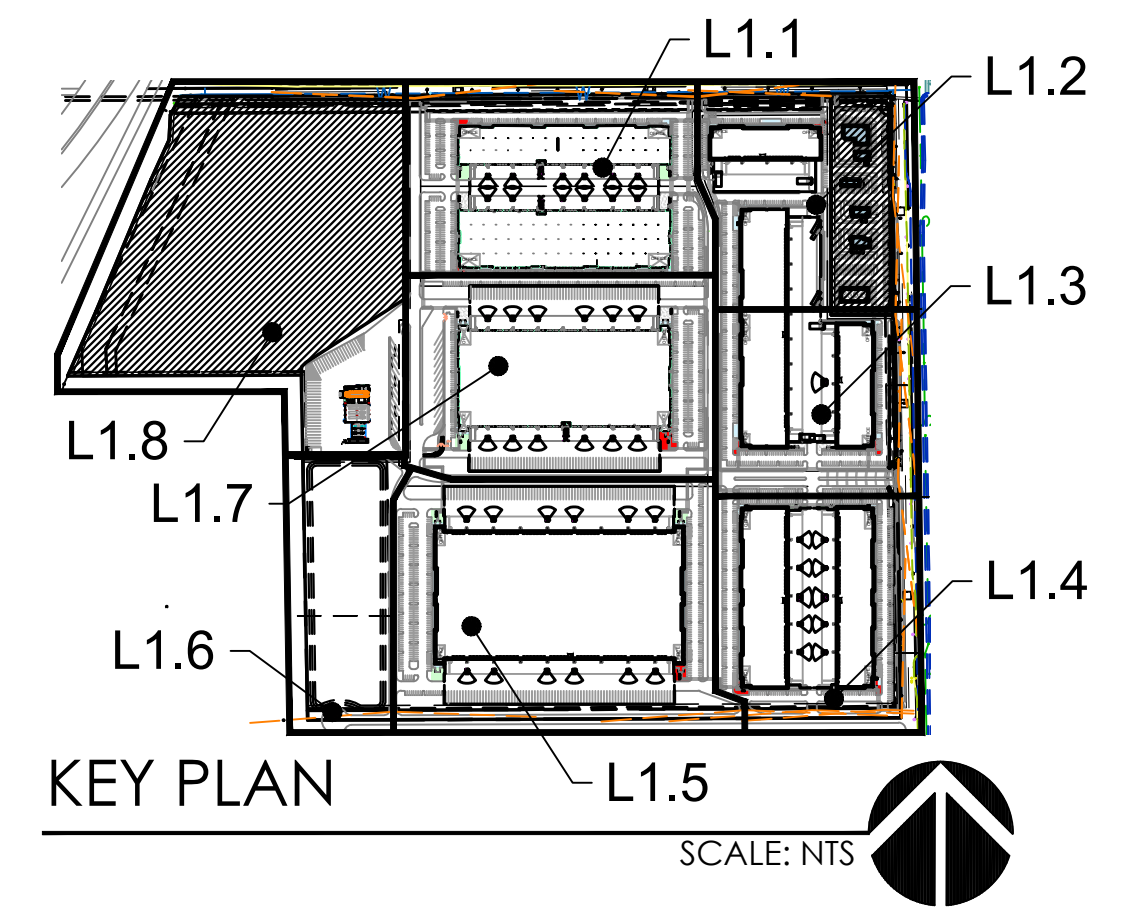




FUTURE DEVELOPMENT WILL PROVIDE LANDSCAPE THAT COMPLIES WITH MESA CODE REQUIREMENTS

PLANT SCHEDULE

| SYMBOL | BOTANICAL/COMMON NAME |
|---------------------|--|
| TREES | |
| ○ | ACACIA SALICINA WILLOWLEAF ACACIA |
| ● | PARKINSONIA FLORIDUM BLUE PALO VERDE |
| ⊕ | PARKINSONIA PREACOX PALO BREA |
| △ | PROSOPIS CHILENSIS 'THORNLESS' THORNLESS CHILEAN MESQUITE |
| ◻ | PROSOPIS 'AZT PODLESS' AZT PODLESS MESQUITE |
| ⊙ | CHILOPSIS LINEARIS 'DESERT DIVA' DESERT DIVA' DESERT WILLOW |
| ⊕ | PROSOPIS JULIFLORA VELVET MESQUITE |
| ⊙ | PHOENIX DACTYLIFERA DATE PALM |
| SHRUBS | |
| ⊕ | CASSIA NEMOPHILA DESERT CASSIA |
| ⊙ | EREMOPHILA HYGROPHANA 'BLUE BELLS' BLUE BELLS EMU |
| ⊕ | EREMOPHILA MACULATA 'VALENTINE' VALENTINE EMU |
| ⊙ | LEUCOPHYLLUM FRUTESCENS 'GREEN CLOUD' GREEN CLOUD SAGE |
| ⊕ | ACACIA REDOLENS 'DESERT CARPET' N.C.N. |
| ⊙ | LEUCOPHYLLUM LANGMANIAE 'RIO BRAVO' RIO BRAVO SAGE |
| ⊕ | LEUCOPHYLLUM CANDIDUM 'THUNDER CLOUD' THUNDER CLOUD SAGE |
| ⊙ | TECOMA 'CRISMON FLARE' CRISMON FLARE ESPERANZA |
| ACCENTS | |
| ⊕ | HESPERALOE FUNIFERA GIANT YUCCA |
| ⊕ | HESPERALOE PARVIFLORA RED YUCCA |
| ⊕ | HESPERALOE CAMPANULATA 'MSWIN NUEVO LEON' LIONHEART® P.P.#32069 |
| GROUND COVER | |
| ⊕ | EREMOPHILA GLABRA 'MINGEW GOLD' OUTBACK SUNRISE EMU |
| ⊕ | DECOMPOSED GRANITE "EXPRESS GOLD" |
| ⊕ | DECOMPOSED GRANITE RIP-RAP "EXPRESS GOLD" |

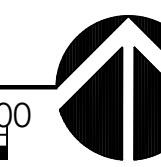
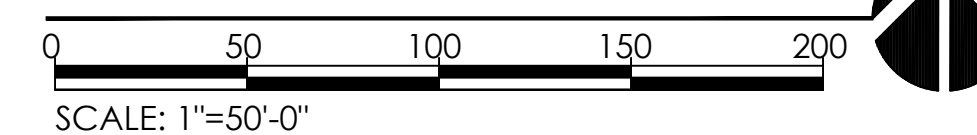
THE DRAWINGS AND INSTRUMENT OF SERVICE AND THE PROPERTY OF GILMORE PLANNING & LANDSCAPE ARCHITECTURE. THIS DRAWING AND INSTRUMENT OF SERVICE ARE REPRODUCED OR ANY REPRODUCTION THEREOF, WITHOUT THE WRITTEN PERMISSION, IS PROHIBITED. © COPYRIGHT 2021

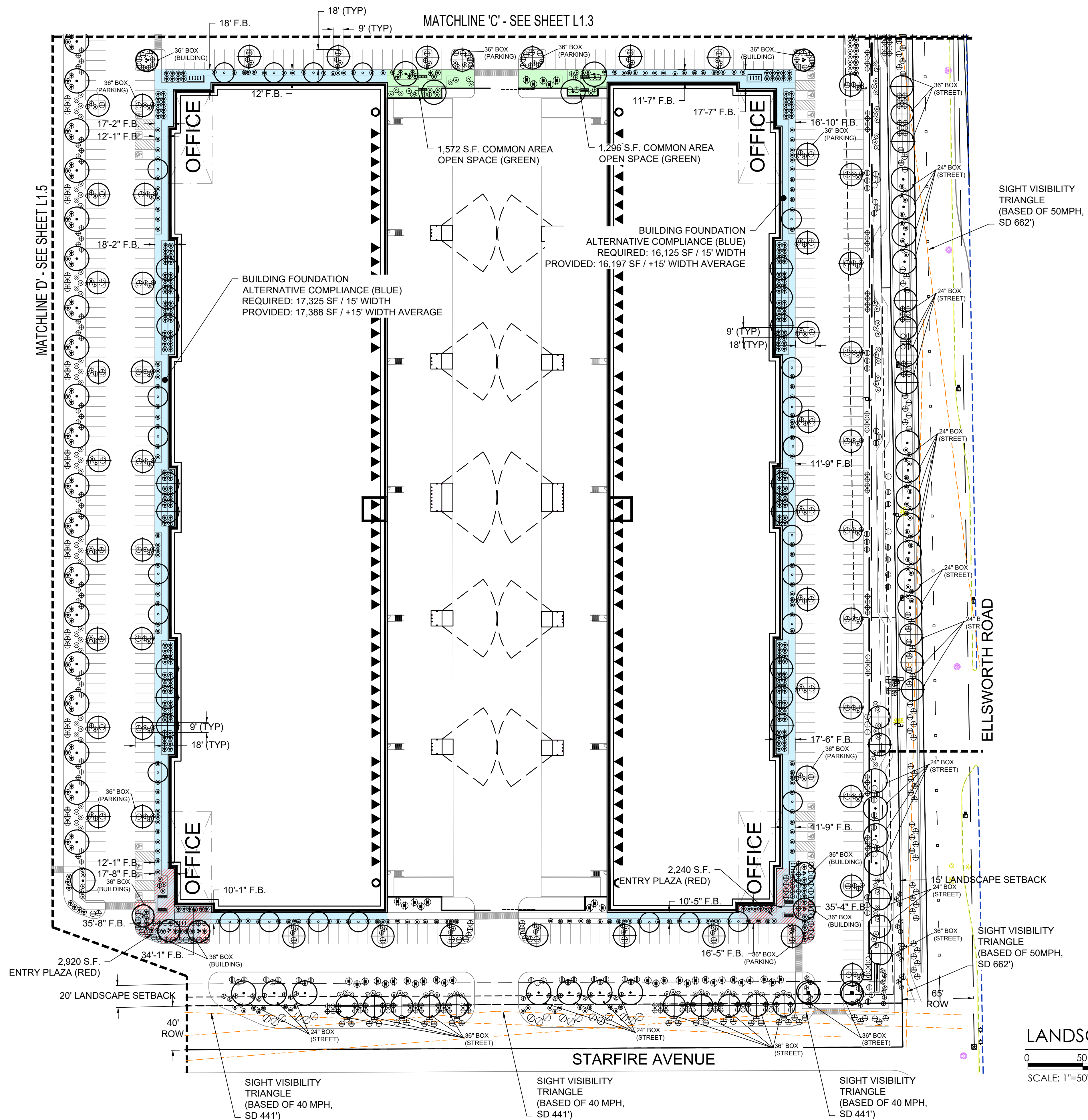
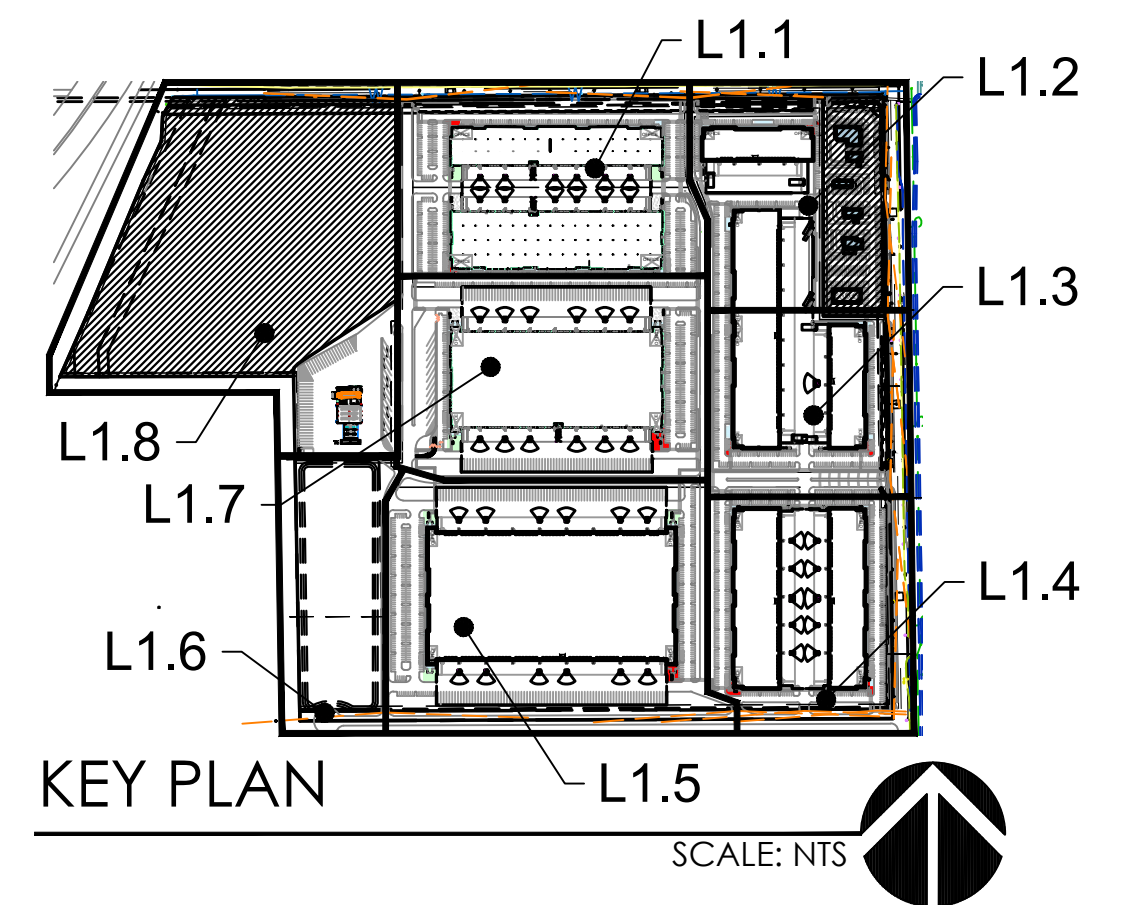
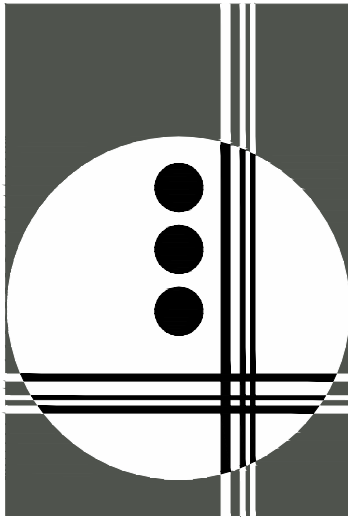


PLANT SCHEDULE

| SYMBOL | BOTANICAL/COMMON NAME |
|---------------------|--|
| TREES | |
| ○ | ACACIA SALICINA WILLOWLEAF ACACIA |
| ○ | PARKINSONIA FLORIDUM BLUE PALO VERDE |
| ○ | PARKINSONIA PREACOX PALO BREA |
| ○ | PROSOPIS CHILENSIS 'THORNLESS' THORNLESS CHILEAN MESQUITE |
| ○ | PROSOPIS 'AZT PODLESS' AZT PODLESS MESQUITE |
| ○ | CHILOPSIS LINEARIS 'DESERT DIVA' DESERT DIVA' DESERT WILLOW |
| ○ | PROSOPIS JULIFLORA VELVET MESQUITE |
| ○ | PHOENIX DACTYLIFERA DATE PALM |
| SHRUBS | |
| ⊕ | CASSIA NEMOPHILA DESERT CASSIA |
| ⊕ | EREMOPHILA HYGROPHANA 'BLUE BELLS' BLUE BELLS EMU |
| ⊕ | EREMOPHILA MACULATA 'VALENTINE' VALENTINE EMU |
| ⊕ | LEUCOPHYLLUM FRUTESCENS 'GREEN CLOUD' GREEN CLOUD SAGE |
| ⊕ | ACACIA REDOLENS 'DESERT CARPET' N.C.N. |
| ⊕ | LEUCOPHYLLUM LANGMANIAE 'RIO BRAVO' RIO BRAVO SAGE |
| ⊕ | LEUCOPHYLLUM CANDIDUM 'THUNDER CLOUD' THUNDER CLOUD SAGE |
| ⊕ | TECOMA 'CRISMON FLARE' CRISMON FLARE ESPERANZA |
| ACCENTS | |
| ⊕ | HESPERALOE FUNIFERA GIANT YUCCA |
| ⊕ | HESPERALOE PARVIFLORA RED YUCCA |
| ⊕ | HESPERALOE CAMPANULATA 'MISIN NUEVO LEON' LIONHEART® P.P.#32069 |
| GROUND COVER | |
| ⊕ | EREMOPHILA GLABRA 'MINGEW GOLD' OUTBACK SUNRISE EMU |
| ⊕ | DECOMPOSED GRANITE "EXPRESS GOLD" |
| ⊕ | DECOMPOSED GRANITE RIP-RAP "EXPRESS GOLD" |

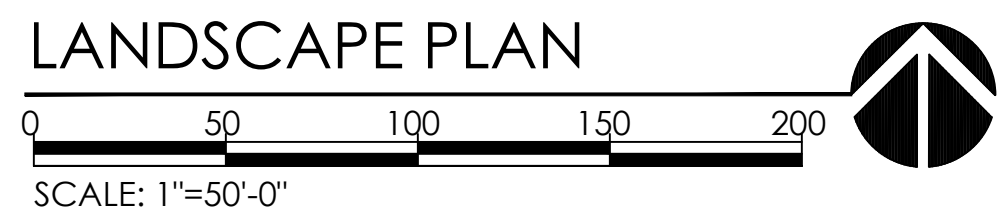
LANDSCAPE PLAN


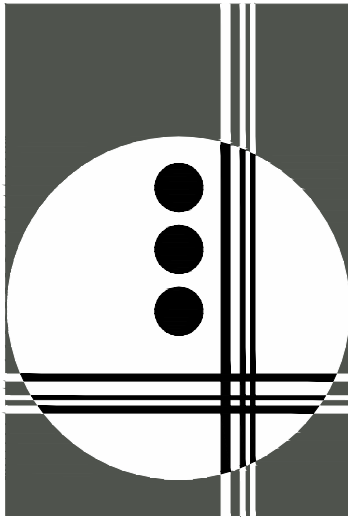




PLANT SCHEDULE

| SYMBOL | BOTANICAL/COMMON NAME |
|--------------------|---|
| TREES | |
| ○ | ACACIA SALICINA WILLOWLEAF ACACIA |
| ○ | PARKINSONIA FLORIDUM BLUE PALO VERDE |
| ○ | PARKINSONIA PREACOX PALO BREA |
| ○ | PROSOPIS CHILENSIS 'THORNLESS' THORNLESS CHILEAN MESQUITE |
| ○ | PROSOPIS 'AZT PODLESS' AZT PODLESS MESQUITE |
| ○ | CHILOPSIS LINEARIS 'DESERT DIVA' DESERT DIVA' DESERT WILLOW |
| ○ | PROSOPIS JULIFLORA VELVET MESQUITE |
| ○ | PHOENIX DACTYLIFERA DATE PALM |
| SHRUBS | |
| ⊕ | CASSIA NEMOPHILA DESERT CASSIA |
| ⊕ | EREMOPHILA HYGROPHANA 'BLUE BELLS' BLUE BELLS EMU |
| ⊕ | EREMOPHILA MACULATA 'VALENTINE' VALENTINE EMU |
| ⊕ | LEUCOPHYLLUM FRUTESCENS 'GREEN CLOUD' GREEN CLOUD SAGE |
| ⊕ | ACACIA REDOLENS 'DESERT CARPET' N.C.N. |
| ⊕ | LEUCOPHYLLUM LANGMANIAE 'RIO BRAVO' tm RIO BRAVO SAGE |
| ⊕ | LEUCOPHYLLUM CANDIDUM 'THUNDER CLOUD' tm THUNDER CLOUD SAGE |
| ⊕ | TECOMA 'CRISMON FLARE' CRISMON FLARE ESPERANZA |
| ACCENTS | |
| ⊕ | HESPERALOE FUNIFERA GIANT YUCCA |
| ⊕ | HESPERALOE PARVIFLORA RED YUCCA |
| ⊕ | HESPERALOE CAMPANULATA 'MSWN NUEVO LEON' LIONHEART® P.P.#32069 |
| GROUNDCOVER | |
| ⊕ | EREMOPHILA GLABRA 'MINGEW GOLD' OUTBACK SUNRISE EMU |
| ⊕ | DECOMPOSED GRANITE 'EXPRESS GOLD' |
| ⊕ | DECOMPOSED GRANITE RIP-RAP 'EXPRESS GOLD' |

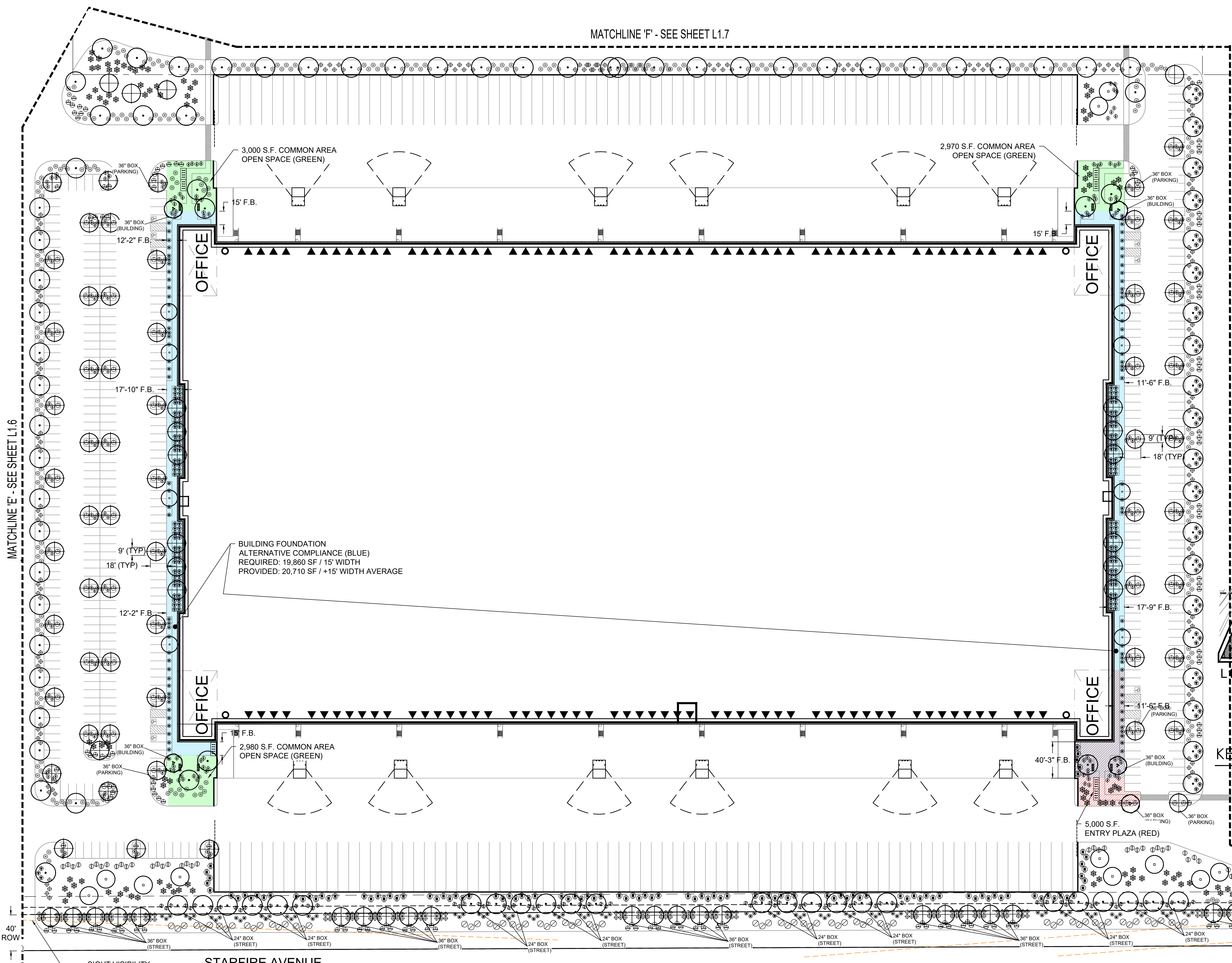
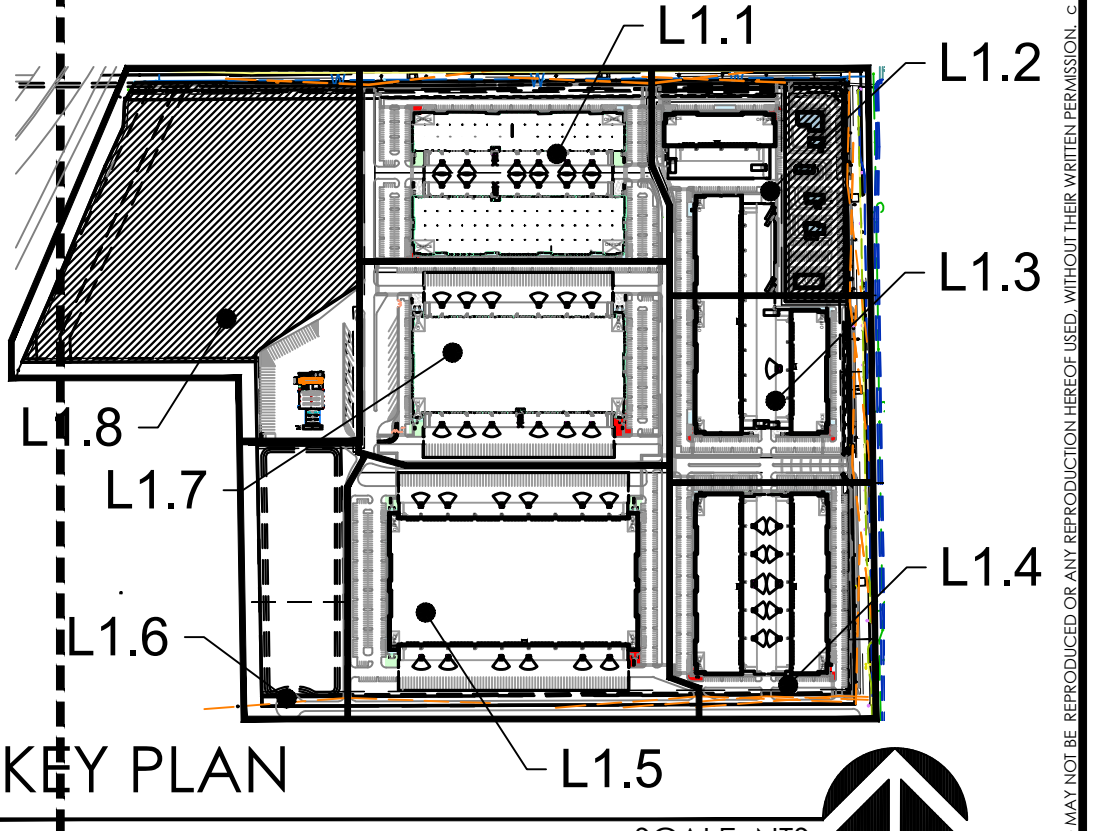




MATCHLINE 'F' - SEE SHEET L1.7

PLANT SCHEDULE

| SYMBOL | BOTANICAL/COMMON NAME |
|--------------------|--|
| TREES | |
| ○ | ACACIA SALICINA WILLOWLEAF ACACIA |
| ○ | PARKINSONIA FLORIDUM BLUE PALO VERDE |
| ○ | PARKINSONIA PREACOX PALO BREA |
| ○ | PROSOPIS CHILENSIS 'THORNLESS' THORNLESS CHILEAN MESQUITE |
| ○ | PROSOPIS 'AZT PODLESS' AZT PODLESS MESQUITE |
| ○ | CHILOPSIS LINEARIS 'DESERT DIVA' DESERT DIVA' DESERT WILLOW |
| ○ | PROSOPIS JULIFLORA VELVET MESQUITE |
| ○ | PHOENIX DACTYLIFERA DATE PALM |
| SHRUBS | |
| ⊕ | CASSIA NEMOPHILA DESERT CASSIA |
| ⊕ | EREMOPHILA HYGROPHANA 'BLUE BELLS' BLUE BELLS EMU |
| ⊕ | EREMOPHILA MACULATA 'VALENTINE' VALENTINE EMU |
| ⊕ | LEUCOPHYLLUM FRUTESCENS 'GREEN CLOUD' GREEN CLOUD SAGE |
| ⊕ | ACACIA REDOLENS 'DESERT CARPET' N.C.N. |
| ⊕ | LEUCOPHYLLUM LANGMANIAE 'RIO BRAVO' [™] RIO BRAVO SAGE |
| ⊕ | LEUCOPHYLLUM CANDIDUM 'THUNDER CLOUD' [™] THUNDER CLOUD SAGE |
| ⊕ | TECOMA 'CRISMON FLARE' CRISMON FLARE ESPERANZA |
| ACCENTS | |
| ⊕ | HESPERALOE FUNIFERA GIANT YUCCA |
| ⊕ | HESPERALOE PARVIFLORA RED YUCCA |
| ⊕ | HESPERALOE CAMPANULATA 'MSWN NUEVO LEON' LIONHEART® P.P.#32069 |
| GROUNDCOVER | |
| ⊕ | EREMOPHILA GLABRA 'MINGEW GOLD' OUTBACK SUNRISE EMU |
| ⊕ | DECOMPOSED GRANITE "EXPRESS GOLD" |
| ⊕ | DECOMPOSED GRANITE RIP-RAP "EXPRESS GOLD" |



MATCHLINE 'E' - SEE SHEET L1.6

MATCHLINE 'D' - SEE SHEET L1.4

40' ROW

STARFIRE AVENUE

SIGHT VISIBILITY TRIANGLE (BASED OF 40 MPH, SD 441')

SIGHT VISIBILITY TRIANGLE (BASED OF 40 MPH, SD 441')

BUILDING FOUNDATION ALTERNATIVE COMPLIANCE (BLUE) REQUIRED: 19,860 SF / 15' WIDTH PROVIDED: 20,710 SF / +15' WIDTH AVERAGE

3,000 S.F. COMMON AREA OPEN SPACE (GREEN)

2,970 S.F. COMMON AREA OPEN SPACE (GREEN)

2,980 S.F. COMMON AREA OPEN SPACE (GREEN)

5,000 S.F. ENTRY PLAZA (RED)

OFFICE

OFFICE

OFFICE

OFFICE

15' F.B.

15' F.B.

40'-3" F.B.

17'-10" F.B.

11'-6" F.B.

9' (TYP)

9' (TYP)

12'-2" F.B.

17'-9" F.B.

18' (TYP)

11'-6" F.B. (PARKING)

36" BOX (BUILDING)

36" BOX (BUILDING)

36" BOX (PARKING)

36" BOX (PARKING)

36" BOX (PARKING)

36" BOX (STREET)

24" BOX (STREET)

24" BOX (STREET)

36" BOX (STREET)

24" BOX (STREET)

24" BOX (STREET)

24" BOX (STREET)

36" BOX (STREET)

24" BOX (STREET)

24" BOX (STREET)

36" BOX (STREET)

24" BOX (STREET)

24" BOX (STREET)

36" BOX (STREET)

24" BOX (STREET)

24" BOX (STREET)

36" BOX (STREET)

24" BOX (STREET)

24" BOX (STREET)

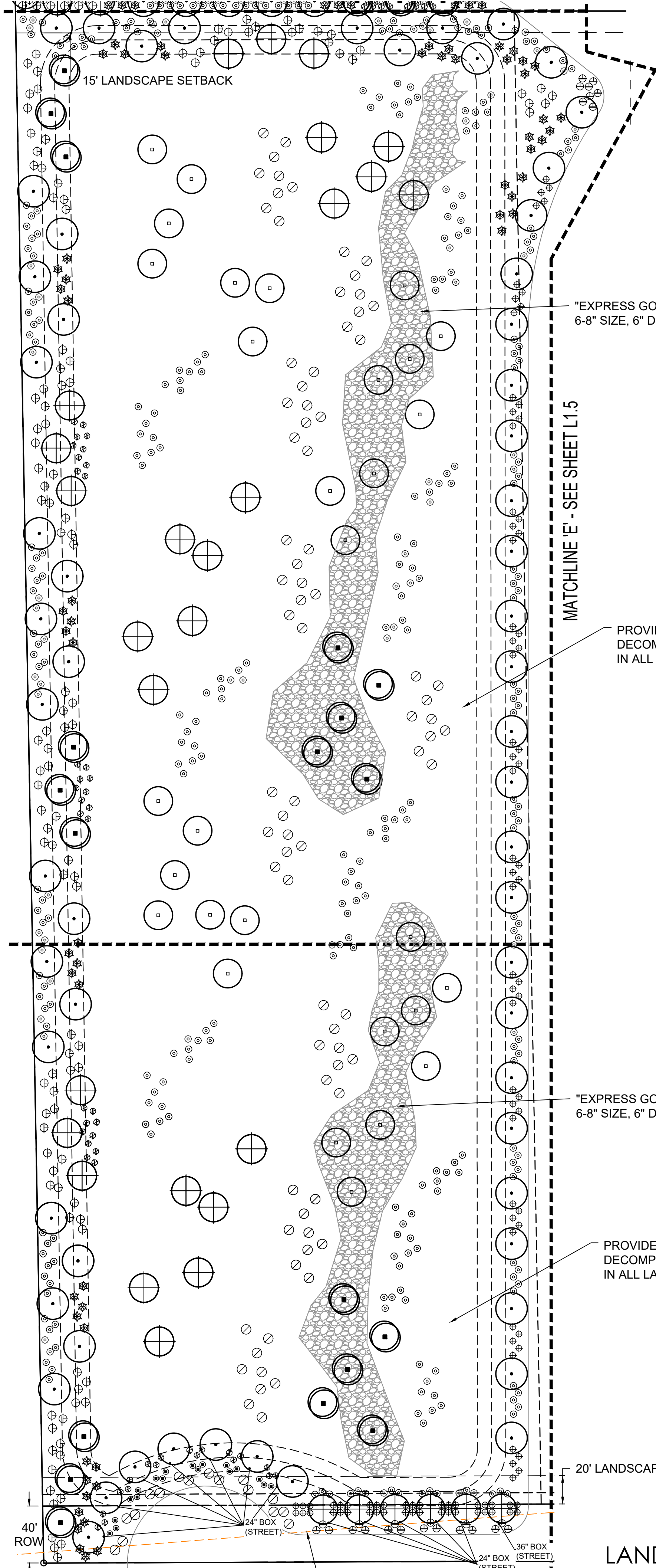
36" BOX (STREET)

LANDSCAPE PLAN

SCALE: 1"=50'-0"



MATCHLINE 'K' - SEE SHEET L1.8



"EXPRESS GOLD" RIP-RAP,
6-8" SIZE, 6" DEPTH (TYP)

PROVIDE "EXPRESS GOLD", 3/4" SCREENED,
DECOMPOSED GRANITE GROUNDCOVER
IN ALL LANDSCAPE AREAS, 2" DEPTH (TYP).

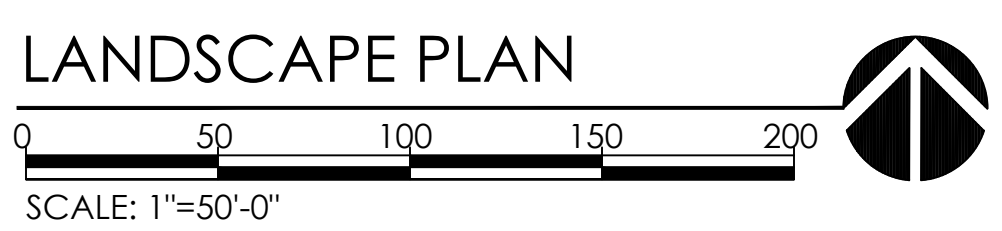
"EXPRESS GOLD" RIP-RAP,
6-8" SIZE, 6" DEPTH (TYP)

PROVIDE "EXPRESS GOLD", 3/4" SCREENED,
DECOMPOSED GRANITE GROUNDCOVER
IN ALL LANDSCAPE AREAS, 2" DEPTH (TYP).

20' LANDSCAPE SETBACK

40' ROW
24" BOX (STREET)
36" BOX (STREET)
24" BOX (STREET)

STARFIRE AVENUE
SIGHT VISIBILITY TRIANGLE
(BASED OF 40 MPH,
SD 441')

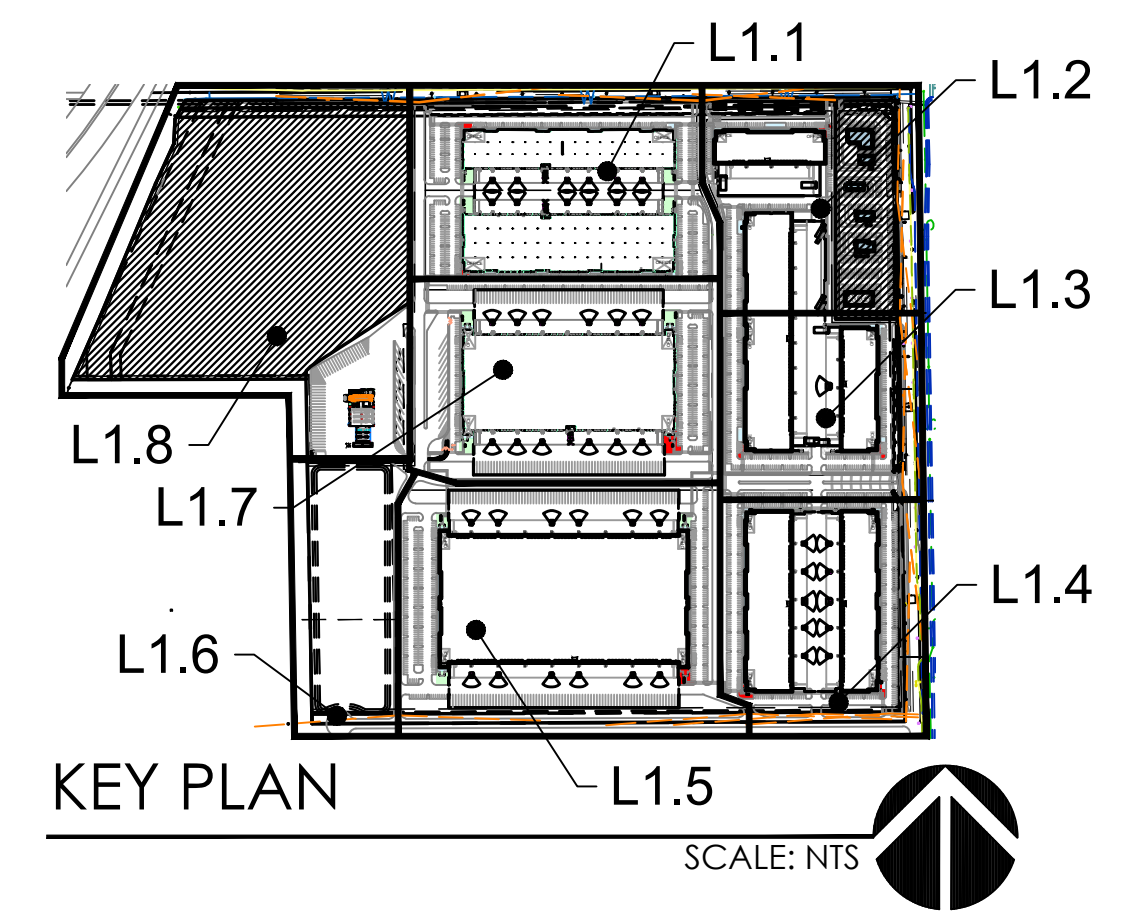


LANDSCAPE PLAN

SCALE: 1"=50'-0"


PLANT SCHEDULE

| SYMBOL | BOTANICAL/Common NAME |
|--------------------|---|
| TREES | |
| ○ | ACACIA SALICINA WILLOWLEAF ACACIA |
| ○ | PARKINSONIA FLORIDUM BLUE PALO VERDE |
| ○ | PARKINSONIA PREACOX PALO BREA |
| ○ | PROSOPIS CHILENSIS 'THORNLESS' THORNLESS CHILEAN MESQUITE |
| ○ | PROSOPIS 'AZT PODLESS' AZT PODLESS MESQUITE |
| ○ | CHILOPSIS LINEARIS 'DESERT DIVA' DESERT DIVA' DESERT WILLOW |
| ○ | PROSOPIS JULIFLORA VELVET MESQUITE |
| ○ | PHOENIX DACTYLIFERA DATE PALM |
| SHRUBS | |
| ⊕ | CASSIA NEMOPHILA DESERT CASSIA |
| ⊕ | EREMOPHILA HYGROPHANA 'BLUE BELLS' BLUE BELLS EMU |
| ⊕ | EREMOPHILA MACULATA 'VALENTINE' VALENTINE EMU |
| ⊕ | LEUCOPHYLLUM FRUTESCENS 'GREEN CLOUD' GREEN CLOUD SAGE |
| ⊕ | ACACIA REDOLENS 'DESERT CARPET' N.C.N. |
| ⊕ | LEUCOPHYLLUM LANGMANIAE 'RIO BRAVO' tm RIO BRAVO SAGE |
| ⊕ | LEUCOPHYLLUM CANDIDUM 'THUNDER CLOUD' tm THUNDER CLOUD SAGE |
| ⊕ | TECOMA 'CRISMON FLARE' CRISMON FLARE ESPERANZA |
| ACCENTS | |
| ⊕ | HESPERALOE FUNIFERA GIANT YUCCA |
| ⊕ | HESPERALOE PARVIFLORA RED YUCCA |
| ⊕ | HESPERALOE CAMPANULATA 'MSWN NUEVO LEON' LIONHEART® P.P.#32069 |
| GROUNDCOVER | |
| ⊕ | EREMOPHILA GLABRA 'MINGEW GOLD' OUTBACK SUNRISE EMU |
| ⊕ | DECOMPOSED GRANITE "EXPRESS GOLD" |
| ⊕ | DECOMPOSED GRANITE RIP-RAP "EXPRESS GOLD" |



KEY PLAN

SCALE: NTS




GILMORE
PLANNING & LANDSCAPE ARCHITECTURE

2211 N. 7th Street
Phoenix, Az 85006
T 602.266.5622
F 602.266.5707
www.getgilmore.com

PLANNING
LANDSCAPE ARCHITECTURE

SCANNELL PROPERTIES - WARNER GATEWAY 202 INDUSTRIAL
EAST WARNER ROAD
MESA, AZ
PREPARED FOR:

JOB NO. 21029
DRAWN BY: TCB
APPROVED BY: JJG
DATE: 2.8.22



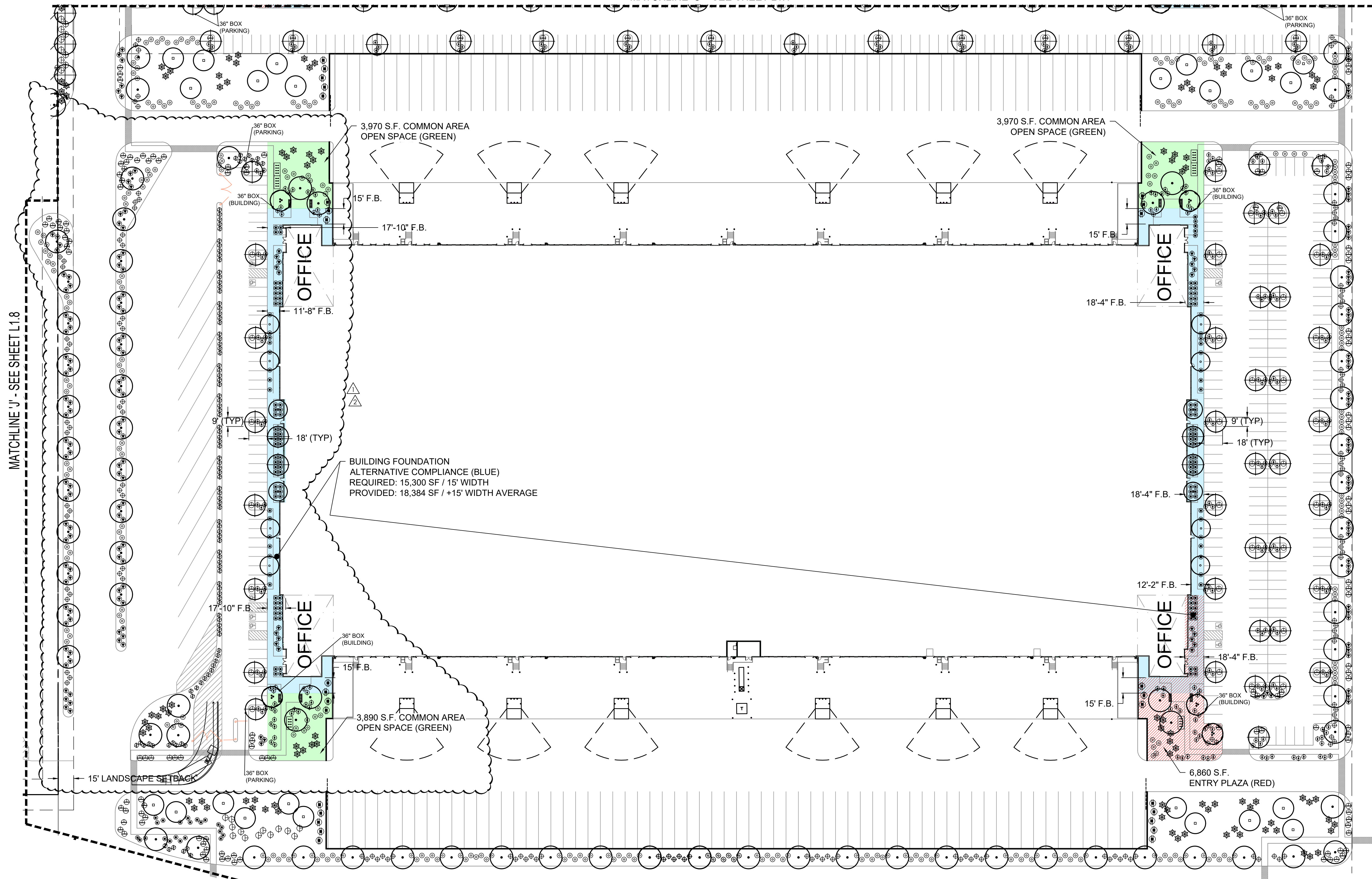
1. OWNER/ SYSCO CHANGES 2-3-23
2. CITY COMMENTS 3-10-23
- 3.
- 4.

LANDSCAPE PLAN
SHEET

L1.6
8 OF 10

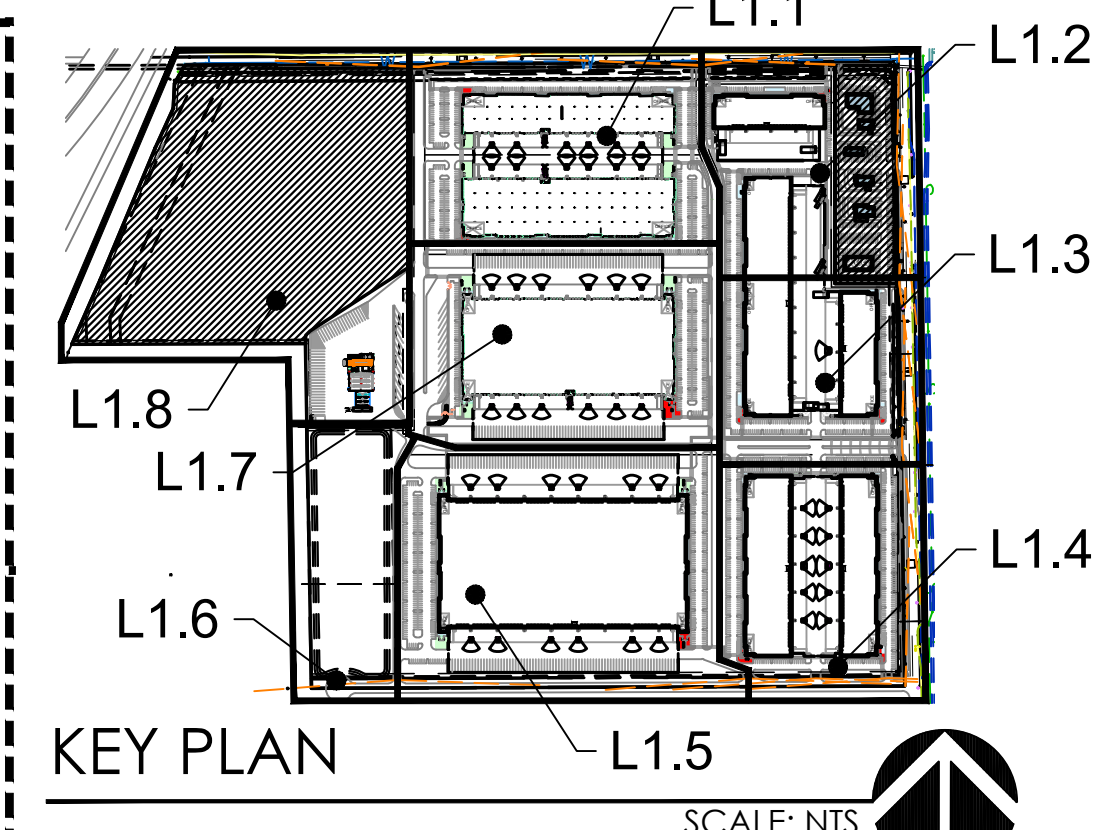
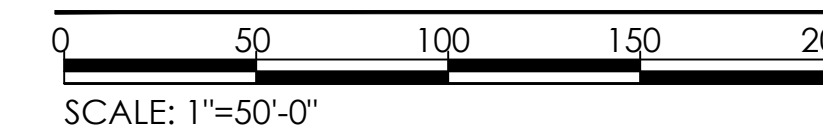
THE DRAWINGS AND INSTRUMENT OF SERVICE AND THE PROPERTY OF GILMORE PLANNING & LANDSCAPE ARCHITECTURE. THIS DRAWING MAY NOT BE REPRODUCED OR ANY REPRODUCTION HEREOF MADE, WITHOUT THE WRITTEN PERMISSION. © COPYRIGHT 2021.

MATCHLINE 'G' - SEE SHEET L1.1



MATCHLINE 'F' - SEE SHEET L1.5

LANDSCAPE PLAN




PLANT SCHEDULE

| SYMBOL | BOTANICAL/COMMON NAME |
|--------------------|---|
| TREES | |
| ○ | ACACIA SALICINA WILLOWLEAF ACACIA |
| ○ | PARKINSONIA FLORIDUM BLUE PALO VERDE |
| ○ | PARKINSONIA PREACOX PALO BREA |
| ○ | PROSOPIS CHILENSIS 'THORNLESS' THORNLESS CHILEAN MESQUITE |
| ○ | PROSOPIS 'AZT PODLESS' AZT PODLESS MESQUITE |
| ○ | CHILOPSIS LINEARIS 'DESERT DIVA' DESERT DIVA' DESERT WILLOW |
| ○ | PROSOPIS JULIFLORA VELVET MESQUITE |
| ○ | PHOENIX DACTYLIFERA DATE PALM |
| SHRUBS | |
| ⊕ | CASSIA NEMOPHILA DESERT CASSIA |
| ⊕ | EREMOPHILA HYGROPHANA 'BLUE BELLS' BLUE BELLS EMU |
| ⊕ | EREMOPHILA MACULATA 'VALENTINE' VALENTINE EMU |
| ⊕ | LEUCOPHYLLUM FRUTESCENS 'GREEN CLOUD' GREEN CLOUD SAGE |
| ⊕ | ACACIA REDOLENS 'DESERT CARPET' N.C.N. |
| ⊕ | LEUCOPHYLLUM LANGMANIAE 'RIO BRAVO' tm RIO BRAVO SAGE |
| ⊕ | LEUCOPHYLLUM CANDIDUM 'THUNDER CLOUD' tm THUNDER CLOUD SAGE |
| ⊕ | TECOMA 'CRISMON FLARE' CRISMON FLARE ESPERANZA |
| ACCENTS | |
| ⊕ | HESPERALOE FUNIFERA GIANT YUCCA |
| ⊕ | HESPERALOE PARVIFLORA RED YUCCA |
| ⊕ | HESPERALOE CAMPANULATA 'MSWN NUEVO LEON' LIONHEART® P.P.#32069 |
| GROUNDCOVER | |
| ⊕ | EREMOPHILA GLABRA 'MINGEW GOLD' OUTBACK SUNRISE EMU |
| ⊕ | DECOMPOSED GRANITE "EXPRESS GOLD" |
| ⊕ | DECOMPOSED GRANITE RIP-RAP "EXPRESS GOLD" |

MATCHLINE 'J' - SEE SHEET L1.8

MATCHLINE 'H' - SEE SHEET L1.3




GILMORE
PLANNING & LANDSCAPE ARCHITECTURE

2211 N. 7th Street
Phoenix, Az 85006
T 602.266.5622
F 602.266.5707
www.getgilmore.com

PLANNING
LANDSCAPE ARCHITECTURE

SCANNELL PROPERTIES - WARNER GATEWAY 202 INDUSTRIAL
EAST WARNER ROAD
MESA, AZ
PREPARED FOR:

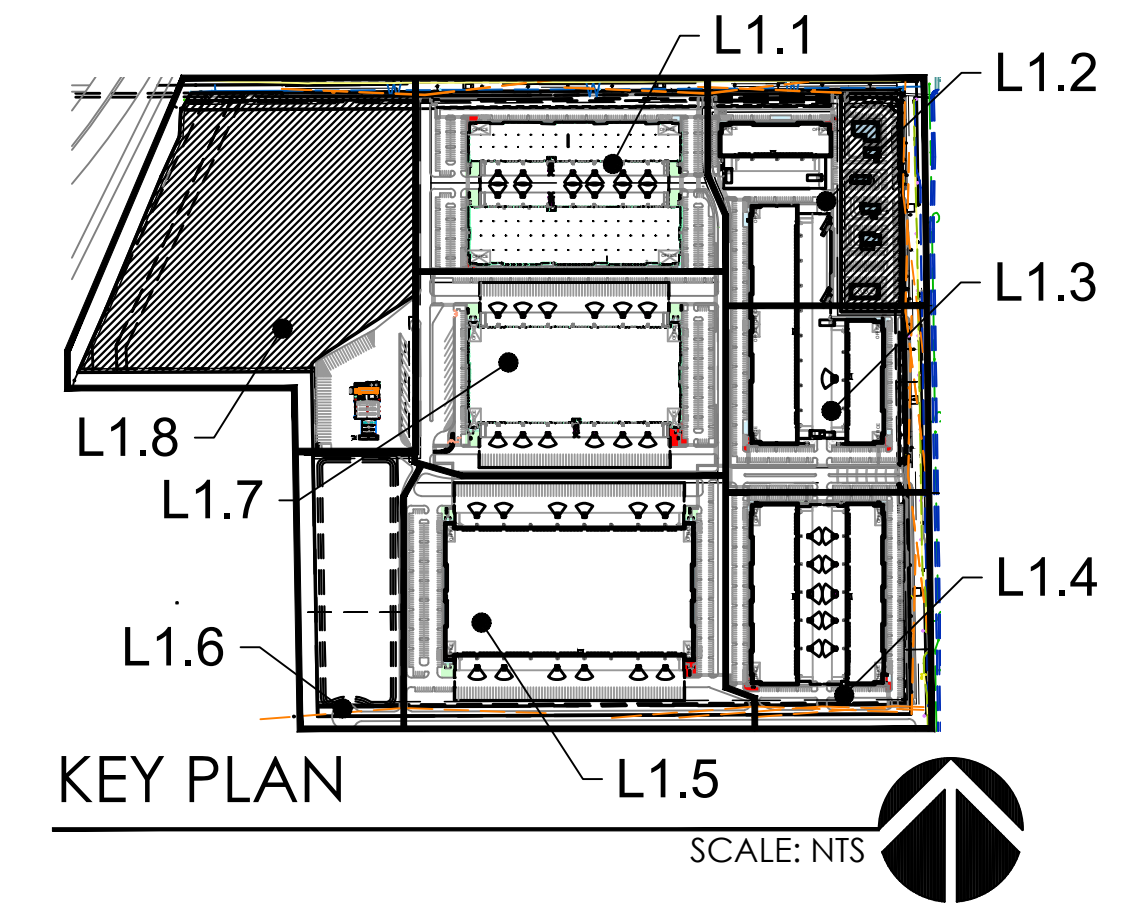
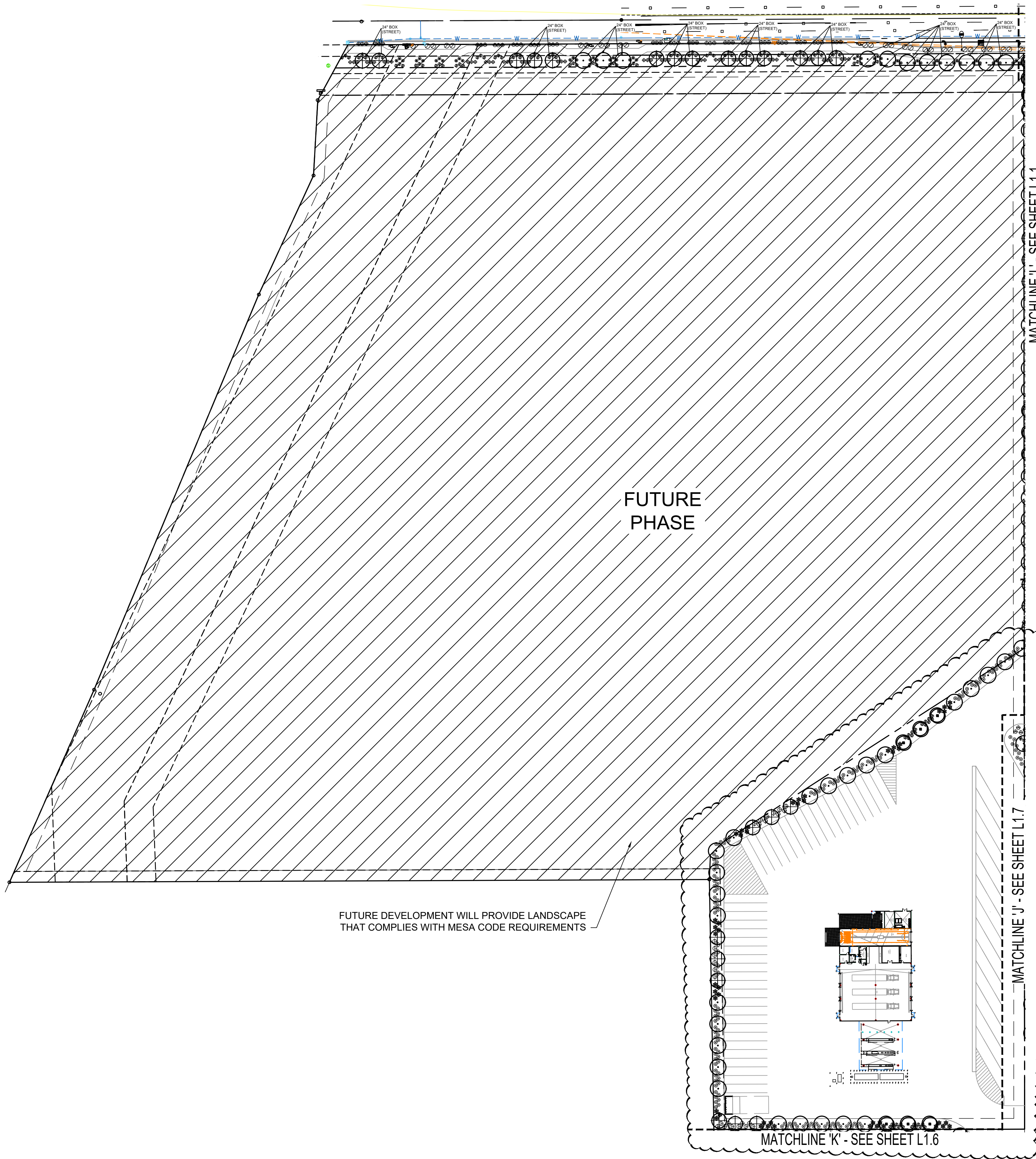
JOB NO. 21029
DRAWN BY: TCB
APPROVED BY: JJG
DATE: 2.8.22



- OWNER/ SYSCO CHANGES 2-3-23
- CITY COMMENTS 3-10-23
-
-

LANDSCAPE PLAN
SHEET


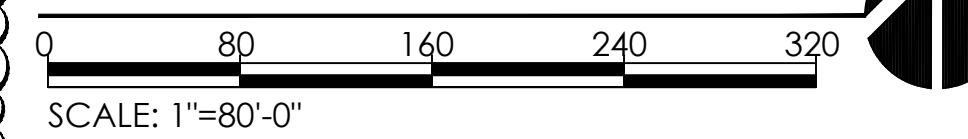
L1.7
9 OF 10



PLANT SCHEDULE

| SYMBOL | BOTANICAL/COMMON NAME |
|---------------------|--|
| TREES | |
| ○ | ACACIA SALICINA WILLOWLEAF ACACIA |
| ○ | PARKINSONIA FLORIDUM BLUE PALO VERDE |
| ○ | PARKINSONIA PREACOX PALO BREA |
| ○ | PROSOPIS CHILENSIS 'THORNLESS' THORNLESS CHILEAN MESQUITE |
| ○ | PROSOPIS 'AZT PODLESS' AZT PODLESS MESQUITE |
| ○ | CHILOPSIS LINEARIS 'DESERT DIVA' DESERT DIVA 'DESERT WILLOW |
| ○ | PROSOPIS JULIFLORA VELVET MESQUITE |
| ○ | PHOENIX DACTYLIFERA DATE PALM |
| SHRUBS | |
| ⊕ | CASSIA NEMOPHILA DESERT CASSIA |
| ⊕ | EREMOPHILA HYGROPHANA 'BLUE BELLS' BLUE BELLS EMU |
| ⊕ | EREMOPHILA MACULATA 'VALENTINE' VALENTINE EMU |
| ⊕ | LEUCOPHYLLUM FRUTESCENS 'GREEN CLOUD' GREEN CLOUD SAGE |
| ⊕ | ACACIA REDOLENS 'DESERT CARPET' N.C.N. |
| ⊕ | LEUCOPHYLLUM LANGMANIAE 'RIO BRAVO' [™] RIO BRAVO SAGE |
| ⊕ | LEUCOPHYLLUM CANDIDUM 'THUNDER CLOUD' [™] THUNDER CLOUD SAGE |
| ⊕ | TECOMA 'CRISMON FLARE' CRISMON FLARE ESPERANZA |
| ACCENTS | |
| ⊕ | HESPERALOE FUNIFERA GIANT YUCCA |
| ⊕ | HESPERALOE PARVIFLORA RED YUCCA |
| ⊕ | HESPERALOE CAMPANULATA 'MSWN NUEVO LEON' LIONHEART® P.P.#32069 |
| GROUND COVER | |
| ⊕ | EREMOPHILA GLABRA 'MINGEW GOLD' OUTBACK SUNRISE EMU |
| ⊕ | DECOMPOSED GRANITE 'EXPRESS GOLD' |
| ⊕ | DECOMPOSED GRANITE RIP-RAP 'EXPRESS GOLD' |

LANDSCAPE PLAN




GILMORE
PLANNING & LANDSCAPE ARCHITECTURE

2211 N. 7th Street
Phoenix, Az 85006
T 602.266.5622
F 602.266.5707
www.getgilmore.com

PLANNING
LANDSCAPE ARCHITECTURE

SCANNELL PROPERTIES - WARNER GATEWAY 202 INDUSTRIAL
EAST WARNER ROAD
MESA, AZ
PREPARED FOR:

JOB NO. 21029
DRAWN BY: TCB
APPROVED BY: JJC
DATE: 2.8.22



1. OWNER/ SYSCO CHANGES 2-3-23
2. CITY COMMENTS 3-10-23
- 3.
- 4.

LANDSCAPE PLAN
SHEET

L1.8
10 OF 10

THE DRAWINGS AND INSTRUMENT OF SERVICE AND THE PROPERTY OF GILMORE PLANNING & LANDSCAPE ARCHITECTURE. THIS DRAWING MAY NOT BE REPRODUCED OR ANY REPRODUCTION USED, WITHOUT THE WRITTEN PERMISSION. © COPYRIGHT 2021