

**PLANT LEGEND**

NOTE: PLANT QUANTITIES ARE PROVIDED FOR CONFORMANCE ONLY. ONLY IN CASE OF TIE-BREAKS, THE HIGHEST QUALITY SHALL TAKE PRECEDENCE.

Symbol	Code	Quantity	Plant Name	Size	Notes
<b>CONIFERS</b>					
	CAB	30	Cupressus arizonica 'Blue Ice'	36"box	5'-6"
	CSG	245	Cupressus sempervirens 'Glaucia'	24"box	6'-7"
<b>DECIDUOUS TREES</b>					
	AWP	182	Acacia willardiana 'Palo Blanco'	24"box	2"Cal
	CDD	24	Chilopsis linearis 'MSWNLopur'	24"box	Multi-trunked 6'-7"
	Cct	7	Cercis canadensis texensis 'Texas Redbud'	24"box	Multi-trunked 6'-7"
	CLL	136	Chilopsis linearis 'Burgundy Lace'	24"box	Multi-trunked
	LTD	54	Lagerstroemia indica 'White II'	20 gal.	Clump
	PDM	160	Parkinsonia x 'Desert Museum'	24"box	Multi-trunked 6'-7"
	PCR	118	Pistacia chinensis 'Red Push'	36"box	2"Cal
	PCT	89	Prosopis chilensis 'Thornless'	36"box	2"Cal
	PPB	51	Parkinsonia florida 'Blue Palo Verde'	36"box	Multi-trunked
<b>EVERGREEN TREES</b>					
	ASW	45	Acacia salicina 'Willow Acacia'	24"box	2"Cal
<b>PALMS</b>					
	BNP	6	Bismarckia nobilis 'Bismarck Palm'	48"box	10-12'
	CHM	95	Chamaecyparis humilis 'Mediterranean Fan Palm'	48"box	Clump
	Pcd	6	Phoenix canariensis 'Canary Island Date Palm'	48"box	10-12'
	PDD	44	Phoenix dactylifera 'Date Palm'	48"box	10-12'
	Wrm	2	Washingtonia robusta 'Mexican Fan Palm'	48"box	10-12'
<b>HOT DESERT EVERGREEN</b>					
	AAM	175	Acacia aneura 'Mulga'	24"box	2"Cal
	FNL	10	Ficus nida 'Indian Laurel Ficus'	24"box	2"Cal
	OEW	11	Olea europaea 'Wilsonii'	24"box	2"Cal
<b>SUCCULENTS</b>					
	ABF	27	Agave shawii x attenuata 'Blue Flame'	5 gal	
	AAC	19	Agave americana 'Century Plant'	5 gal	
	APT	256	Agave parryi var. truncata 'Archieoke Parry's Agave'	5 gal	
	DQM	366	Dasylirotr quadrangulatum 'Mexican Grass Tree'	5 gal	
	HDF	359	Hesperaloe parviflora 'Desert Flamenco'	2 gal	
	HPP	32	Hesperaloe parviflora 'Perpa'	5 gal	
	NMB	28	Nolina microcarpa 'Bearygrass'	5 gal	


Symbol	Code	Quantity	Plant Name	Size
<b>DECIDUOUS SHRUBS</b>				
	CEP	208	Calliandra eriophylla 'Pink Fairy Duster'	5 gal
<b>EVERGREEN SHRUBS</b>				
	CMB	1,074	Carissa macrocarpa 'Boxwood Beauty'	5 gal
	EJFB	974	Encelia farinosa 'Brittlebush'	5 gal
	EJFB	1,700	Eremophila hygrophana 'Blue Bells'	5 gal
	EMV	89	Eremophila maculata 'Valentine'	5 gal
	LHC	178	Leucophyllum x 'Heavenly Cloud'	5 gal
	LFG	171	Leucophyllum frutescens 'Green Cloud'	5 gal
	LTC	392	Larrea tridentata 'Creosote Bush'	5 gal
	MBT	7	Myrtus communis 'Boetica'	5 gal
	PE	16	Photinia x fraseri 'Red Tip Photinia'	5 gal
	RTB	261	Rhapidolepis indica 'Ballarina'	5 gal
	RTP	64	Rhapidolepis indica 'Pink Lady'	5 gal
	ROT	26	Rosmarinus officinalis 'Tuscan Blue'	5 gal
	SCJ	456	Simmondsia chinensis 'Jojoba'	5 gal
	SSL	159	Sophora secundiflora 'Texas Mountain Laurel'	5 gal
<b>FERNS</b>				
	ADM	53	Asparagus densiflorus 'Myers'	1 gal
<b>GRASSES</b>				
	MCL	1,049	Muhlenbergia capillaris 'Lenea'	1 gal
	MLT	209	Muhlenbergia lindheimeri 'Lenea'	1 gal
	MTI	128	Muhlenbergia lindheimeri 'Lenea'	1 gal
	MRD	599	Muhlenbergia rigens 'Deer Grass'	1 gal
<b>PERENNIALS</b>				
	GLR	10	Gaura lindheimeri 'Rosy Jane'	1 gal
	SGR	1,205	Salvia greggia 'Raspberry'	1 gal
	Sgr	70	Salvia greggia 'Raspberry'	1 gal
	ZFG	66	Zantedeschia Elliottiana 'Golden Calla'	Bulb

**SITE MATERIALS LEGEND**

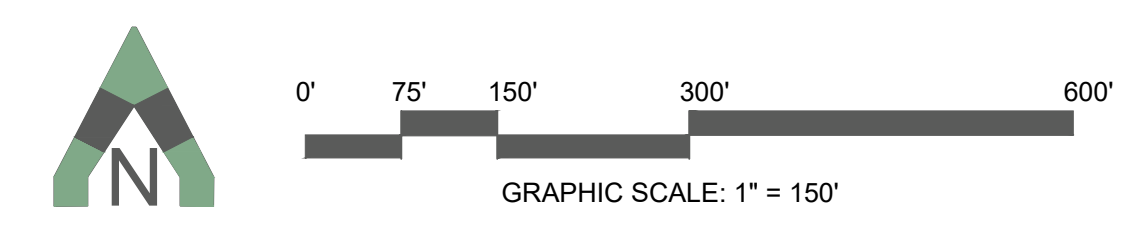
NOTE: SITE MATERIALS QUANTITIES ARE PROVIDED FOR CONFORMANCE ONLY. ONLY IN CASE OF TIE-BREAKS, THE HIGHEST QUALITY SHALL TAKE PRECEDENCE.

Symbol	Code	Description	Quantity
	1-15	1" GREY CRUSHED ROCK. SUBMIT SAMPLES FOR LANDSCAPE ARCHITECT AND OWNER APPROVAL. PROVIDE 3" DEPTH OF ROCK MULCH TOP DRESSING. SEE INORGANIC MULCH LANDSCAPE NOTES FOR ADDITIONAL INFORMATION. SHEET LP-101.	1,986,792 sf
	1-16	1" BROWN CRUSHED ROCK. SUBMIT SAMPLES FOR LANDSCAPE ARCHITECT AND OWNER APPROVAL. PROVIDE 3" DEPTH OF ROCK MULCH TOP DRESSING. SEE INORGANIC MULCH LANDSCAPE NOTES FOR ADDITIONAL INFORMATION. SHEET LP-101.	29,868 sf
	1-19	3/4" GREY CRUSHED ROCK. SUBMIT SAMPLES FOR LANDSCAPE ARCHITECT AND OWNER APPROVAL. PROVIDE 3" DEPTH OF ROCK MULCH TOP DRESSING. SEE INORGANIC MULCH LANDSCAPE NOTES FOR ADDITIONAL INFORMATION. SHEET LP-101.	185,505 sf
	1-21	3/4" ROSE CRUSHED ROCK. SUBMIT SAMPLES FOR LANDSCAPE ARCHITECT AND OWNER APPROVAL. PROVIDE 3" DEPTH OF ROCK MULCH TOP DRESSING. SEE INORGANIC MULCH LANDSCAPE NOTES FOR ADDITIONAL INFORMATION. SHEET LP-101.	123,393 sf
	1-25	1/2" ROSE CRUSHED ROCK. SUBMIT SAMPLES FOR LANDSCAPE ARCHITECT AND OWNER APPROVAL. PROVIDE 3" DEPTH OF ROCK MULCH TOP DRESSING. SEE INORGANIC MULCH LANDSCAPE NOTES FOR ADDITIONAL INFORMATION. SHEET LP-101.	55,826 sf
	1-26	2-4" ROSE COLORED ROCK. SUBMIT SAMPLES FOR LANDSCAPE ARCHITECT AND OWNER APPROVAL. PROVIDE 4" DEPTH OF ROCK MULCH TOP DRESSING. SEE INORGANIC MULCH LANDSCAPE NOTES FOR ADDITIONAL INFORMATION. SHEET LP-101.	307,346 sf
	1-31	SOUTHWEST NATIVE GRASS MIX HYDROSEEDED WITH EQUAL AMOUNTS OF: SIDOATS GRAMA, BLUE GRAMA, PLAINS BRISTLEGRASS, ALKALI SACATON, INDIAN RICEGRASS, SPIKE MUILLY, SAND DROPSSEED. HYDROSEED AT 8 LBS PER ACRE. SEE SHEET LP 101 FOR FURTHER HYDROSEEDING INSTRUCTIONS. REFER TO GRANITSEED.COM FOR SEED MIX.	200,996 sf
	2-02	BOULDERS- DECORATIVE 24-36 INCH. SUBMIT COLOR SAMPLES FOR ARCHITECT AND OWNER APPROVAL. SEE PLACEMENT INSTRUCTIONS ON DETAIL SHEET LP-501.	985
	2-03	BOULDERS- DECORATIVE 42 INCH. SUBMIT COLOR SAMPLES FOR ARCHITECT AND OWNER APPROVAL. SEE PLACEMENT INSTRUCTIONS ON DETAIL SHEET LP-501.	52

**PACIFIC PROVING  
TECHNOLOGY CAMPUS  
I-24 & PECOS RD.  
MESA, ARIZONA COLOR**



PRELIMINARY SET  
NOT FOR CONSTRUCTION  
811 BLUE STAKES OF ARIZONA  
UTILITY NOTIFICATION CENTER, INC  
1-800-782-5348  
www.bluestakes.org



**SITE REQUIREMENT CALCULATIONS**

STREET FRONTAGE		
PECOS ROAD (S) 2285 LN FT	REQUIRED:	PROVIDED:
4 TREES / 100 FT	92	92
24 SHRUBS / 100 FT	549	555
CRIMSON ROAD (W) 3169 LN FT	REQUIRED:	PROVIDED:
4 TREES / 100 FT	127	129
24 SHRUBS / 100 FT	761	763
15' BUFFER ALONG NORTH (2572 LN FT)	REQUIRED:	PROVIDED:
3 TREES / 100 LN FT	78	78
20 SHRUBS / 100 LN FT	513	573
15' BUFFER ALONG EAST (2469 LN FT)	REQUIRED:	PROVIDED:
3 TREES / 100 LN FT	74	74
20 SHRUBS / 100 LN FT	404	404
OPEN SPACE:	REQUIRED:	PROVIDED:
LIVE PLANT COVERAGE:	50% (994,862 SF)	1,889,724 SF 51% (1,000,804 SF)
PARKING:	REQUIRED:	PROVIDED:
1 SHADE TREE PER ISLAND	210	210
3 SHRUBS PER ISLAND	630	630
10% OF PARKING TREES TO BE 30" BOX	21	
FOUNDATION BASE:	REQUIRED:	PROVIDED:
1 TREE PER 50 L.F. OF EXTERIOR BLDG WALL (20,999 L.F.) 402		402
10% OF FOUNDATION BASE TREES TO BE 30" BOX	21	
PLAZAS:	REQUIRED:	PROVIDED:
FOR BLDGS LONGER THAN 10,000 SQ FT MIN. 900 SQ FT PLAZA AT ENTRIES		SEE PLAZA AMOUNTS BY BLDGS
TOTAL TREES:	983	1,337
MAX 30% PALMS CAN BE SUBSTITUTED FOR REQUIRED TREES		153
MINIMUM 25% SHALL BE 36 INCH BOX	373	441
MINIMUM 50% SHALL BE 24 INCH BOX	745	995

**PLANT LEGEND**

CONIFERS				
CAB	30	Cupressus arizonica 'glabra' 'Blue Ice' Blue Ice Arizona Cypress	36"box	5'-6"
CSG	245	Cupressus sempervirens 'Glauca' Blue Italian Cypress	24"box	6'-7"
DECIDUOUS TREES				
AWP	182	Acacia willardiana Palo Blanco	24"box	2"Cal
CDD	24	Chilopsis linearis 'MSWNLopur' Desert Diva® Desert Willow	24"box	Multi-trunked
Cct	7	Cercis canadensis texensis Texas Redbud	24"box	Multi-trunked
CLL	136	Chilopsis linearis 'Burgundy Lace' Burgundy Lace Desert Willow	24"box	Multi-trunked
LTD	54	Lagerstroemia indica 'Whit II' Dynamite® Cape Myrtle	20 gal.	Clump
PDM	160	Parkinsonia x 'Desert Museum' Desert Museum Palo Verde	24"box	Multi-trunked
PCR	118	Pistacia chinensis 'Red Push' Red Push Chinese Pistache	36"box	2"Cal
PCT	89	Prosopis chilensis 'Thornless' Thornless Chilean Mesquite	36"box	2"Cal
PPB	51	Parkinsonia florida Blue Palo Verde	36"box	Multi-trunked
EVERGREEN TREES				
ASW	45	Acacia salicina Willow Acacia	24"box	2"Cal
PALMS				
BNP	6	Bismarckia nobilis Bismarck Palm	48"box	10-12'
CHM	95	Chamaecyparis humilis Mediterranean Fan Palm	48"box	Clump
PeI	6	Phoenix canariensis Canary Island Date Palm	48"box	10-12'
PDD	44	Phoenix dactylifera Date Palm	48"box	10-12'
Wrm	2	Washingtonia robusta Mexican Fan Palm	48"box	10-12'
HOT DESERT EVERGREEN				
AAM	175	Acacia aneura Malga	24"box	2"Cal
FNL	10	Ficus nitida Indian Laurel Ficus	24"box	2"Cal
OEW	11	Olea europaea 'Wilsoni' Wilson Olive	24"box	2"Cal
SUCCULENTS				
ABF	27	Agave shawii x attenuata 'Blue Flame' Blue Flame Agave	5 gal	
AAC	19	Agave americana Century Plant	5 gal	
APT	256	Agave parryi var. truncata Artichoke Parry's Agave	5 gal	
DQM	366	Daylirion quadrangulum Mexican Grass Tree	5 gal	
HFDF	359	Hesperaloe parviflora 'Desert Flamenco' Desert Flamenco Red Yucca	2 gal	
HPP	32	Hesperaloe parviflora 'Perpa'™ Breaklights Red Yucca	5 gal	
NMB	28	Nolina microcarpa Beetgrass	5 gal	

**DECIDUOUS SHRUBS**

CFP	208	Calliandra eriophylla Pink Fairy Duster	5 gal
EVERGREEN SHRUBS			
CMB	1,074	Cariss macrocarpa 'Boxwood Beauty' Boxwood Beauty Natal Plum	5 gal
EFB	974	Encelia farinosa Brittlebush	5 gal
EHB	1,700	Eremophila hygrophana 'Blue Bells' Blue Bells Emu Bush	5 gal
EMV	89	Eremophila maculata 'Valentine' Valentine Spotted Emu Bush	5 gal
LHC	178	Leucophyllum x 'Heavenly Cloud' Heavenly Cloud Texas Sage	5 gal
LFG	171	Leucophyllum frutescens 'Green Cloud' Green Cloud Texas Sage	5 gal
LTC	302	Larrea tridentata Creosote Bush	5 gal
MBT	7	Myrica communis 'Boetica' Boetica Twisted Common Myrtle	5 gal
PE	16	Photinia x fraseri Red Tip Photinia Espalier	5 gal
RIB	261	Rhapidolepis indica 'Balerina' Balerina Indian Hawthorn	5 gal
RIP	64	Rhapidolepis indica 'Pink Lady' Pink Lady Indian Hawthorn	5 gal
ROT	26	Rosmarinus officinalis 'Tuscan Blue' Tuscan Blue Rosemary	5 gal
SCJ	456	Simmondsia chinensis Jojoba	5 gal
SSTL	159	Sophora secundiflora Texas Mountain Laurel	5 gal

**FERNS**

ADM	53	Asparagus densiflorus 'Myers' Myers Asparagus Fern	1 gal
-----	----	---	-------

**GRASSES**

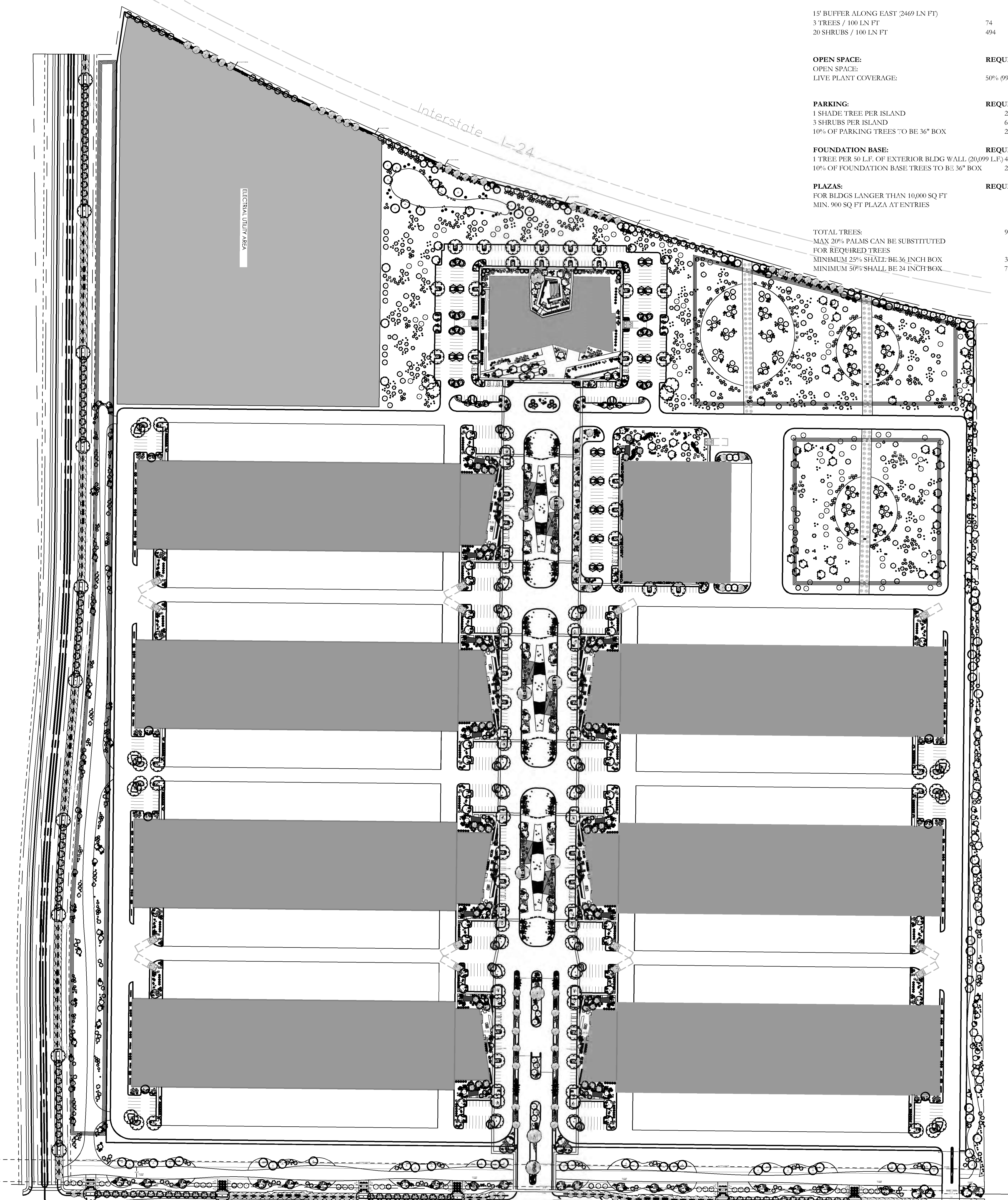
MCL	1,049	Muhlenbergia capillaris 'Lena' Regal Mts® Pink Muhly Grass	1 gal
MLL	209	Muhlenbergia lindheimeri 'Leni' Autumn Glow™ Lindheimer's Muhly	1 gal
MLI	128	Muhlenbergia lindheimeri 'Leni' Autumn Glow™ Lindheimer's Muhly	1 gal
MRD	599	Muhlenbergia rigens Deer Grass	1 gal

**PERENNIALS**

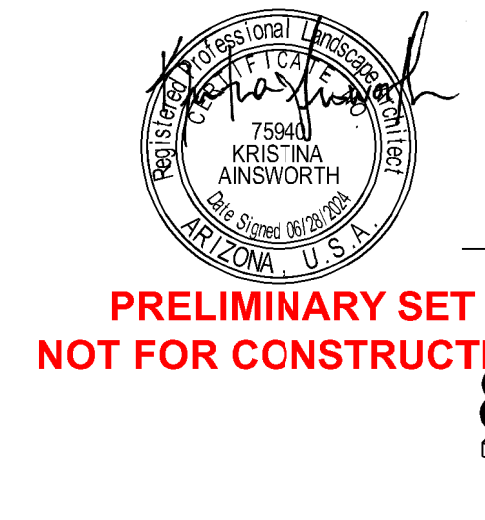
GLR	10	Gaura lindheimeri 'Rosy Jane' Rosy Jane Gaura	1 gal
SGR	1,205	Salvia greggii 'Raspberry' Raspberry Autumn Sage	1 gal
Sgr	70	Salvia greggii 'Raspberry' Raspberry Autumn Sage	1 gal
ZFG	66	Zantedeschia Elliottiana Golden Calla	Bulb

**SITE MATERIALS LEGEND**

1-15	1" GREY CRUSHED ROCK. SUBMIT SAMPLES FOR LANDSCAPE ARCHITECT AND OWNER APPROVAL. PROVIDE 3" DEPTH OF ROCK MULCH TOP DRESSING. SEE INORGANIC MULCH LANDSCAPE NOTES FOR ADDITIONAL INFORMATION. SHEET LP-101.	1,086,792 sf
1-16	1" BROWN CRUSHED ROCK. SUBMIT SAMPLES FOR LANDSCAPE ARCHITECT AND OWNER APPROVAL. PROVIDE 3" DEPTH OF ROCK MULCH TOP DRESSING. SEE INORGANIC MULCH LANDSCAPE NOTES FOR ADDITIONAL INFORMATION. SHEET LP-101.	29,868 sf
1-19	3/4" GREY CRUSHED ROCK. SUBMIT SAMPLES FOR LANDSCAPE ARCHITECT AND OWNER APPROVAL. PROVIDE 3" DEPTH OF ROCK MULCH TOP DRESSING. SEE INORGANIC MULCH LANDSCAPE NOTES FOR ADDITIONAL INFORMATION. SHEET LP-101.	185,503 sf
1-21	3/4" ROSE CRUSHED ROCK. SUBMIT SAMPLES FOR LANDSCAPE ARCHITECT AND OWNER APPROVAL. PROVIDE 3" DEPTH OF ROCK MULCH TOP DRESSING. SEE INORGANIC MULCH LANDSCAPE NOTES FOR ADDITIONAL INFORMATION. SHEET LP-101.	123,393 sf
1-25	1/2" ROSE CRUSHED ROCK. SUBMIT SAMPLES FOR LANDSCAPE ARCHITECT AND OWNER APPROVAL. PROVIDE 3" DEPTH OF ROCK MULCH TOP DRESSING. SEE INORGANIC MULCH LANDSCAPE NOTES FOR ADDITIONAL INFORMATION. SHEET LP-101.	55,826 sf
1-26	2-4" ROSE COLORED ROCK. SUBMIT SAMPLES FOR LANDSCAPE ARCHITECT AND OWNER APPROVAL. PROVIDE 4" DEPTH OF ROCK MULCH TOP DRESSING. SEE INORGANIC MULCH LANDSCAPE NOTES FOR ADDITIONAL INFORMATION. SHEET LP-101.	307,346 sf
1-31	SOUTHWEST NATIVE GRASS MIX HYDROSEED WITH EQUAL AMOUNTS OF: SIDE-OATS GRAMA BLUE GRAMA PLAINS BRISTLEGRASS ALKALI SACATON INDIAN RICEGRASS SPIKE MUHLY SAND DROPSHED HYDROSEED AT 8 LBS PER ACRE. SEE SHEET LP 101 FOR FURTHER HYDROSEEDING INSTRUCTIONS. REFER TO GRANTSEED.COM FOR SEED MIX.	200,996 sf
2-02	BOULDERS- DECORATIVE 24-36 INCH. SUBMIT COLOR SAMPLES FOR ARCHITECT AND OWNER APPROVAL. SEE PLACEMENT INSTRUCTIONS ON DETAIL SHEET LP-501.	985
2-03	BOULDERS- DECORATIVE 42 INCH. SUBMIT COLOR SAMPLES FOR ARCHITECT AND OWNER APPROVAL. SEE PLACEMENT INSTRUCTIONS ON DETAIL SHEET LP-501.	52

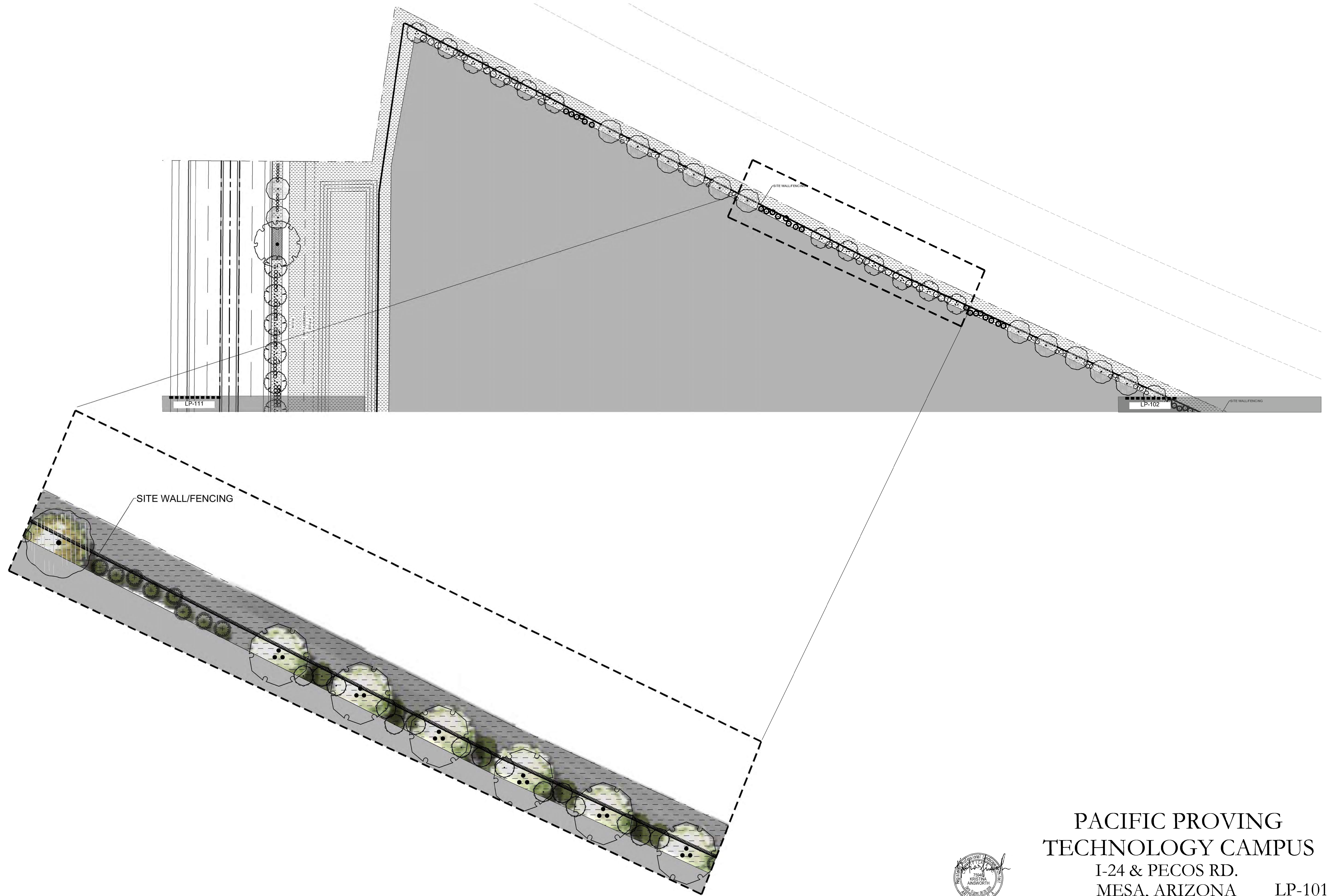


**PACIFIC PROVING  
TECHNOLOGY CAMPUS**  
I-24 & PECOS RD.  
MESA, ARIZONA LP-100




811 BLUE STAKES OF ARIZONA  
UTILITY NOTIFICATION CENTER, INC  
1-800-782-5348  
www.bluestakes.org

GRAPHIC SCALE: 1" = 150'

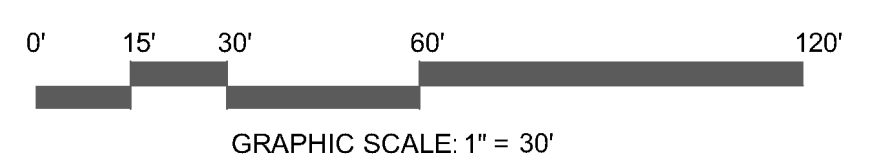



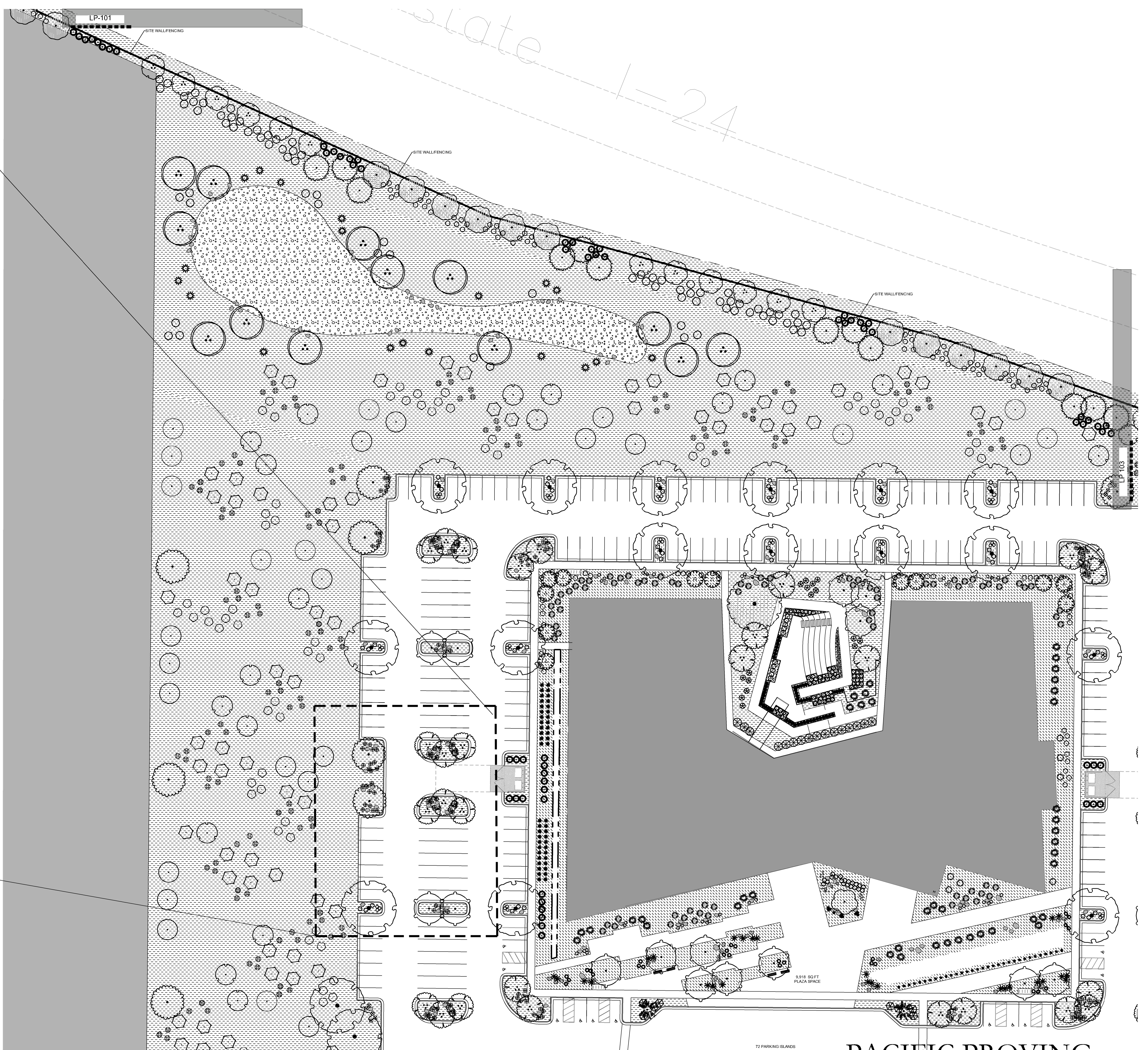

PACIFIC PROVING  
 TECHNOLOGY CAMPUS  
 I-24 & PECOS RD.  
 MESA, ARIZONA LP-101



PRELIMINARY SET  
 NOT FOR CONSTRUCTION

811 BLUE STAKES OF ARIZONA  
 UTILITY NOTIFICATION CENTER, INC.  
 1-800-782-5348  
 www.bluestakes.org



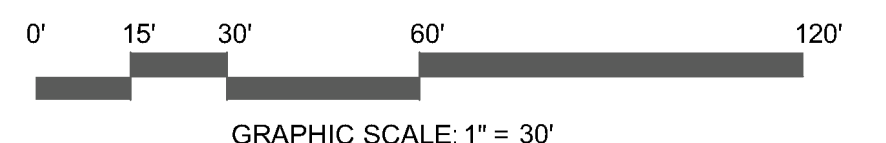




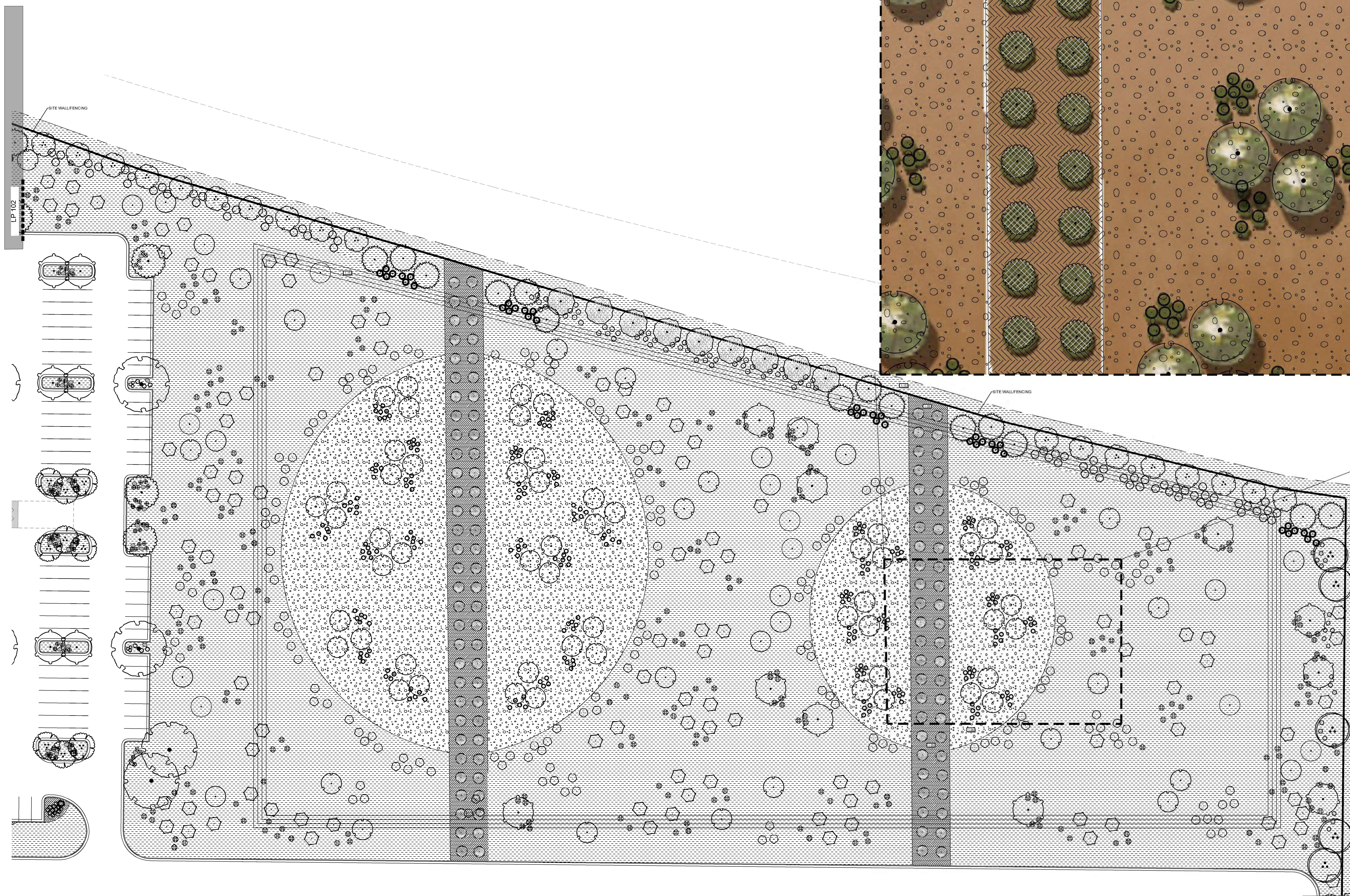
PACIFIC PROVING  
 TECHNOLOGY CAMPUS  
 I-24 & PECOS RD.  
 MESA, ARIZONA LP-102



PRELIMINARY SET  
 NOT FOR CONSTRUCTION

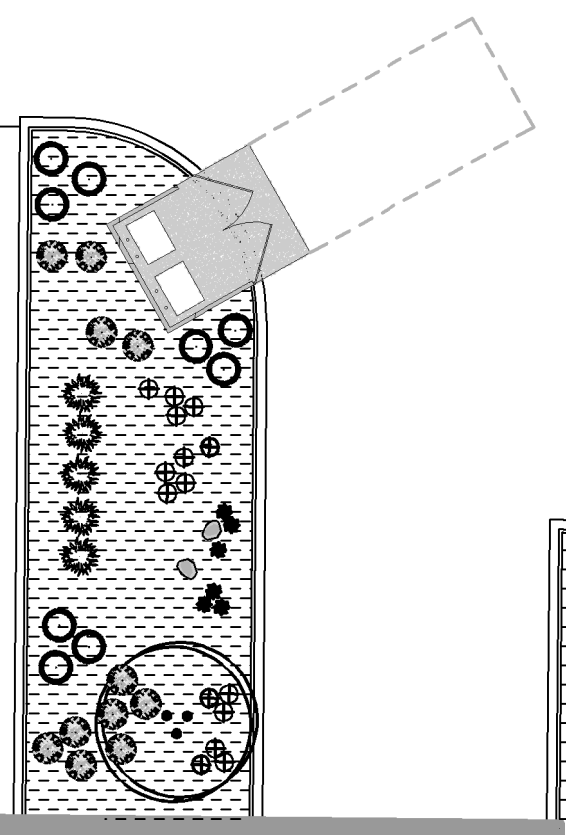
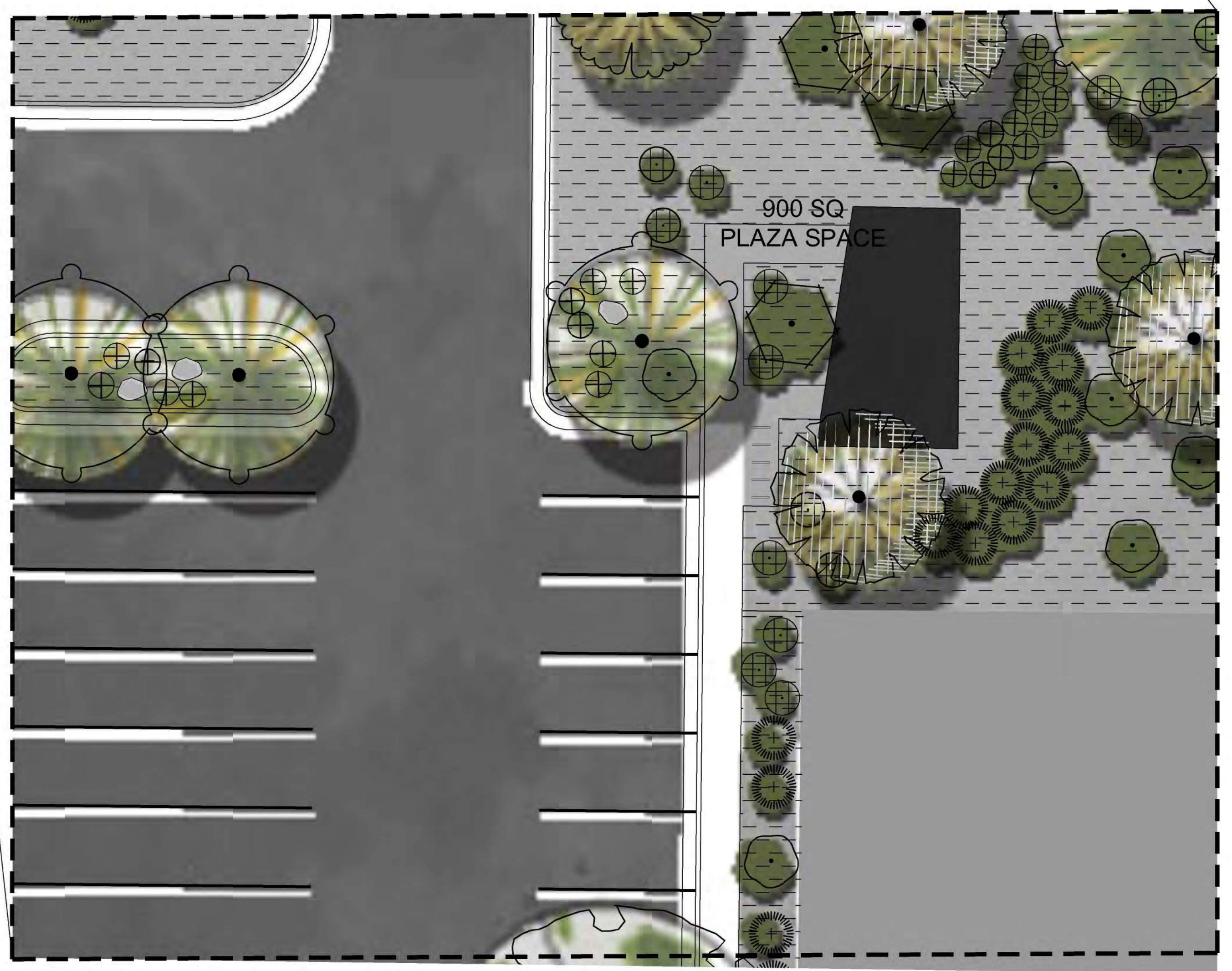
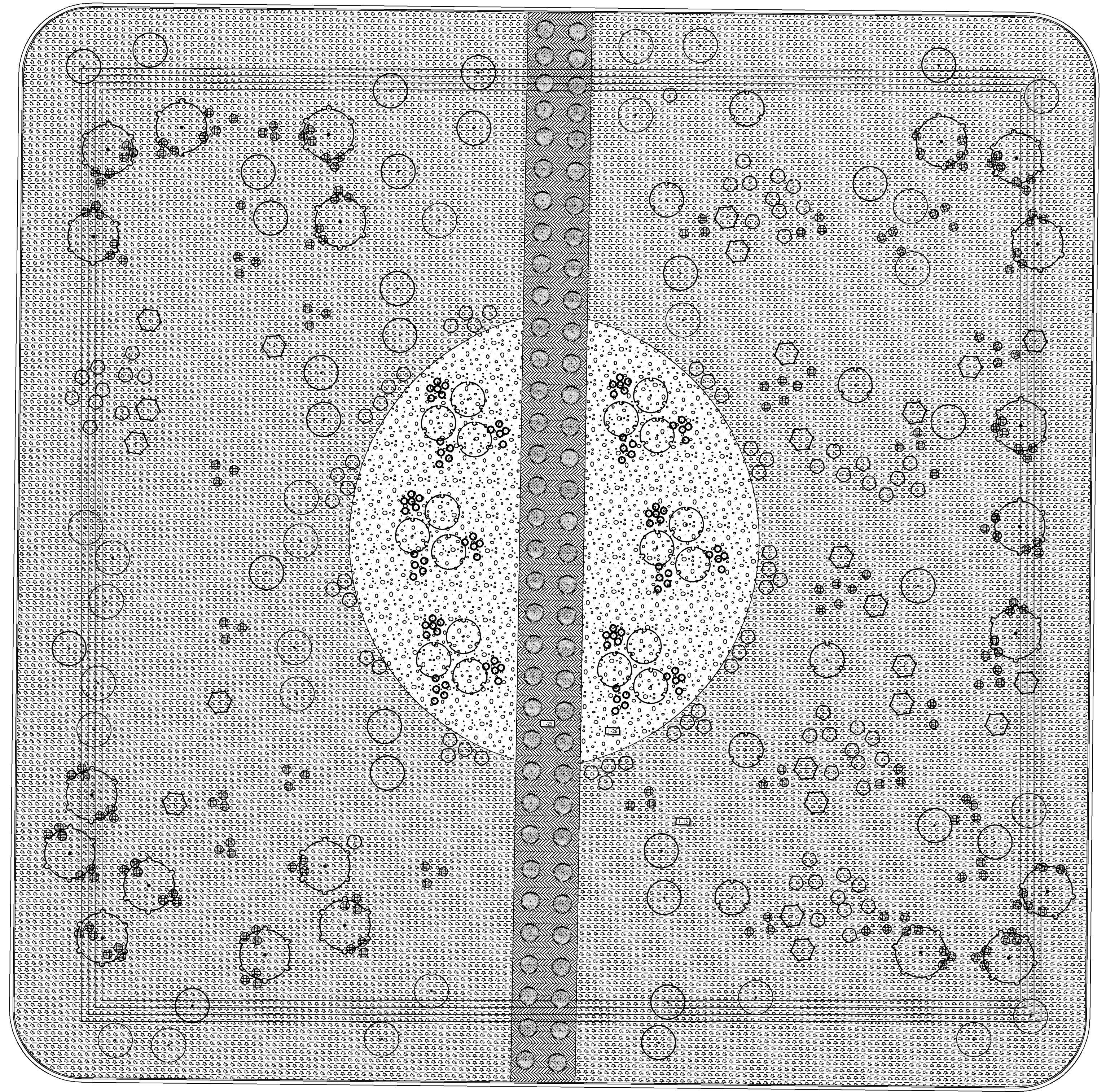
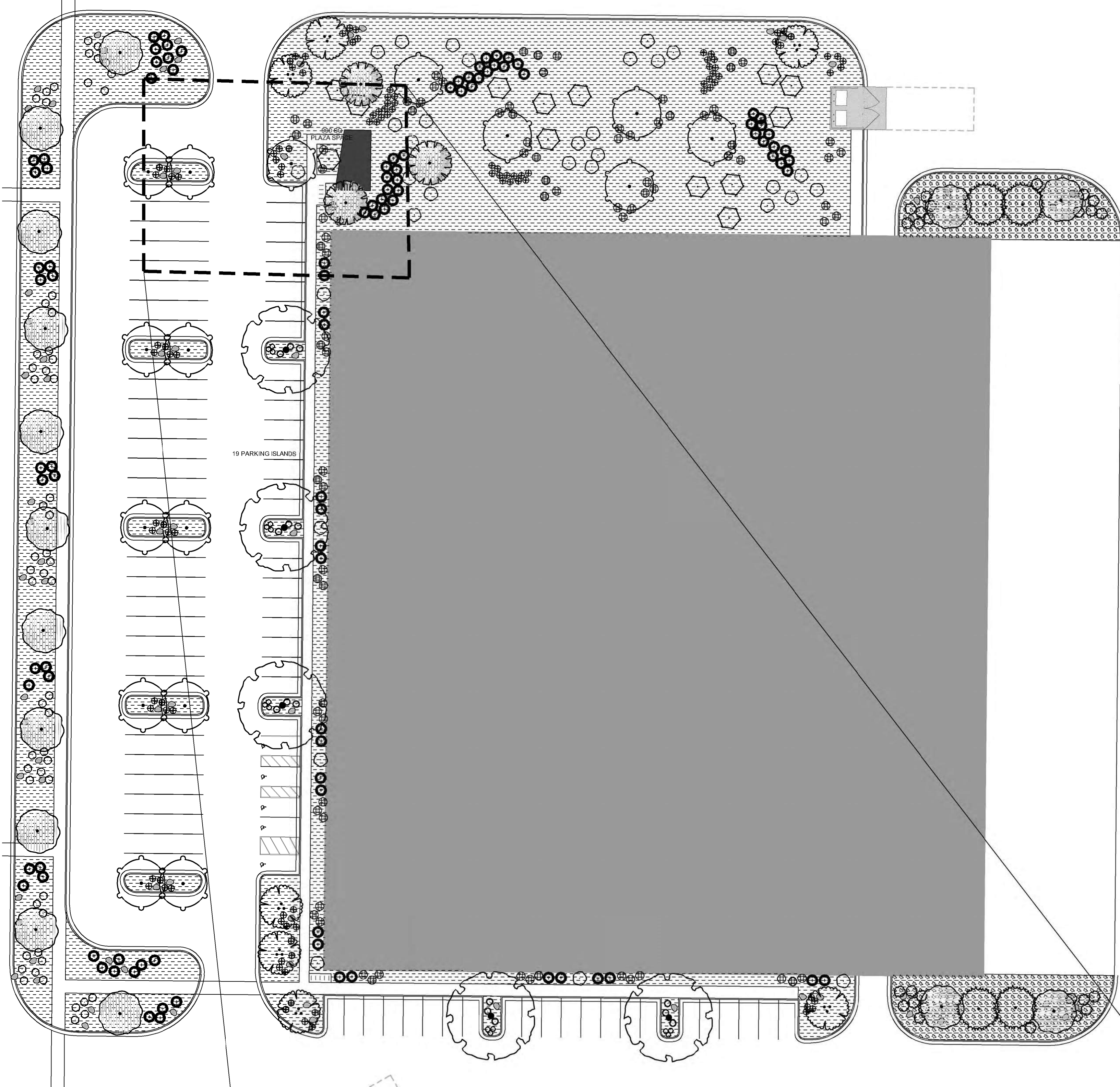
811 BLUE STAKES OF ARIZONA  
 UTILITY NOTIFICATION CENTER, INC.  
 1-800-782-5348  
 www.bluestakes.org






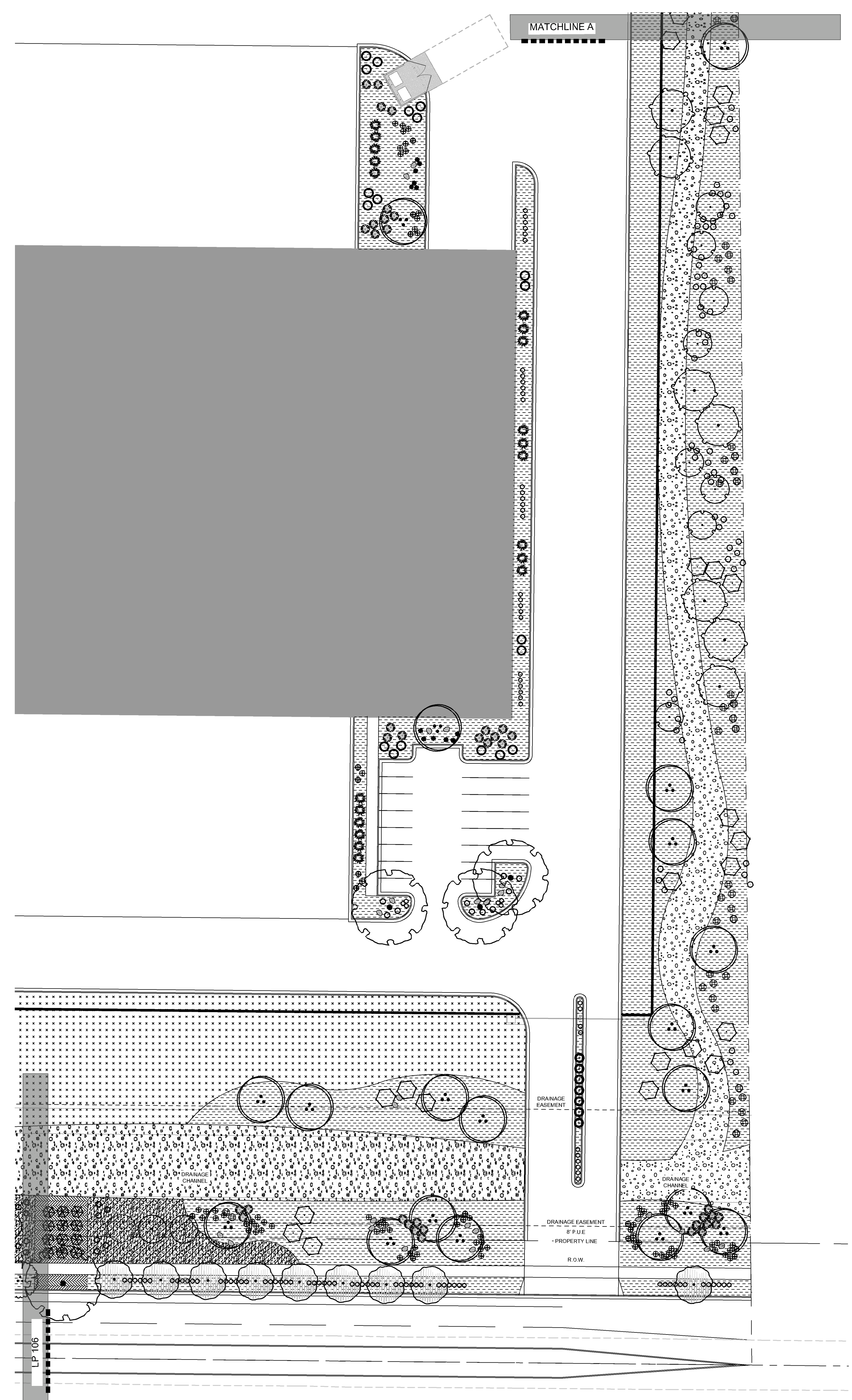
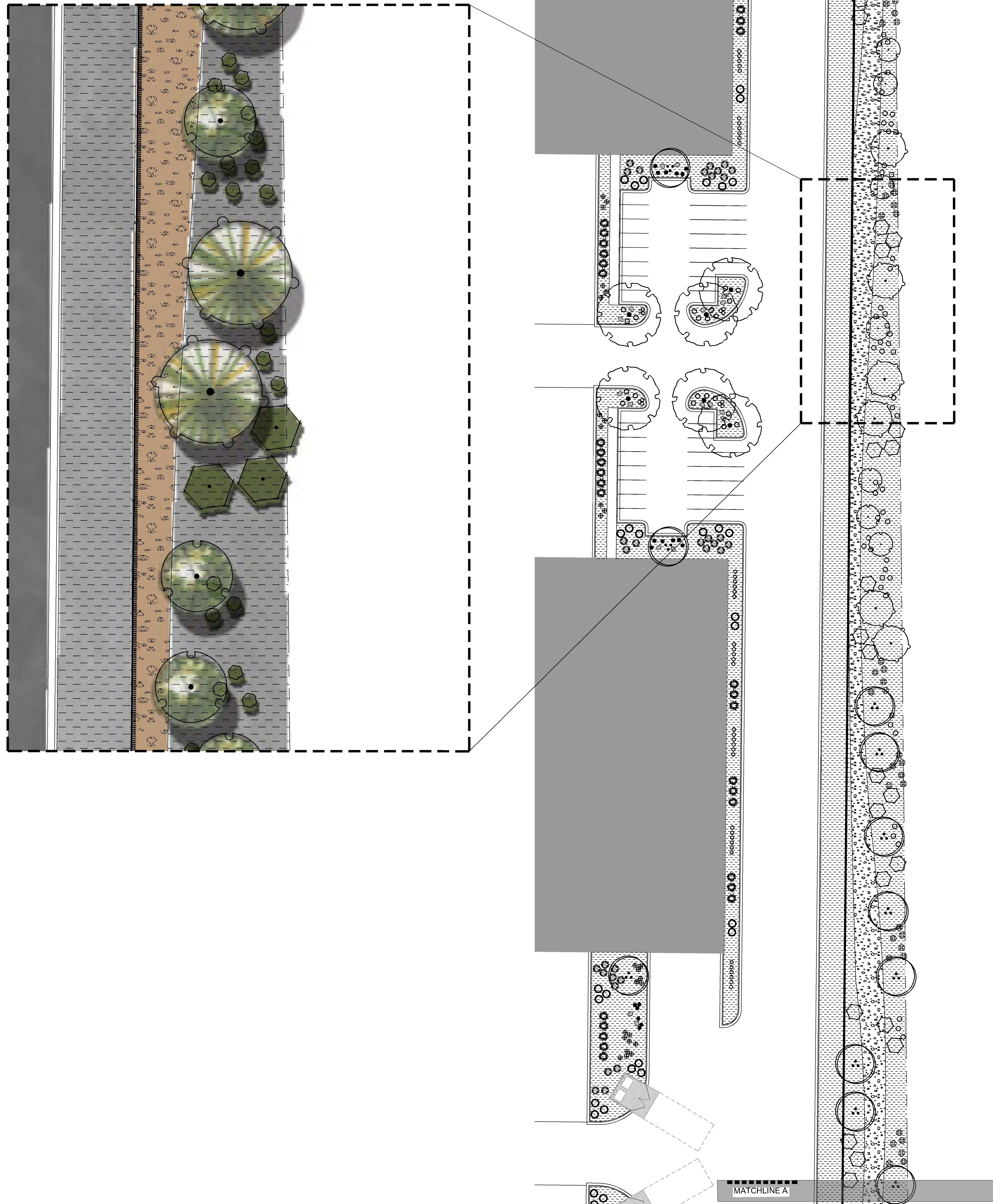
LP-104

PACIFIC PROVING  
 TECHNOLOGY CAMPUS  
 I-24 & PECOS RD.  
 MESA, ARIZONA LP-103

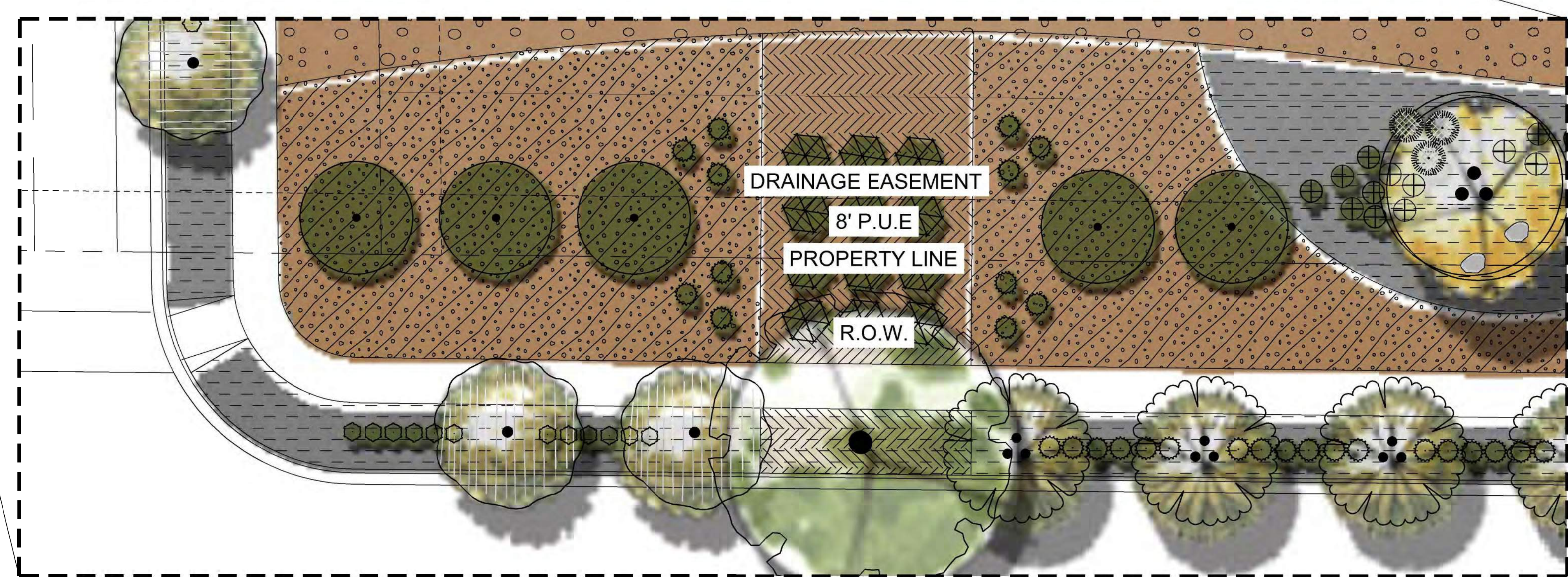
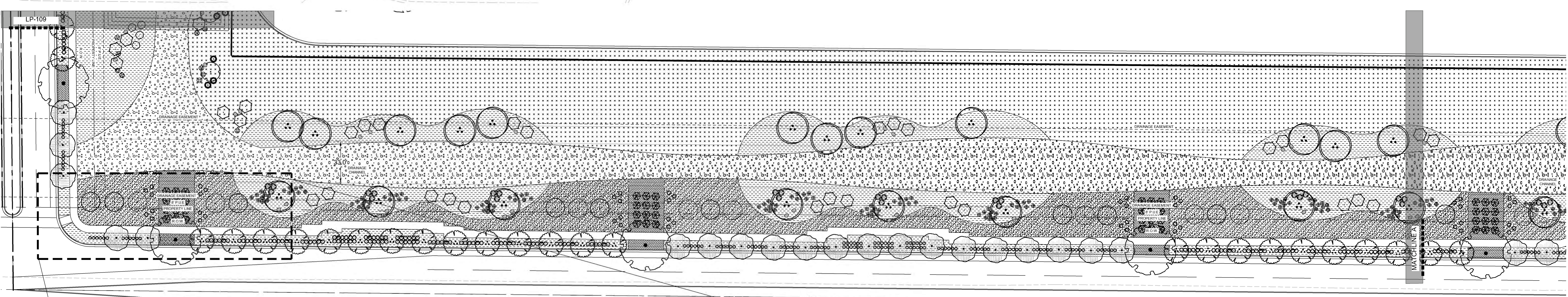
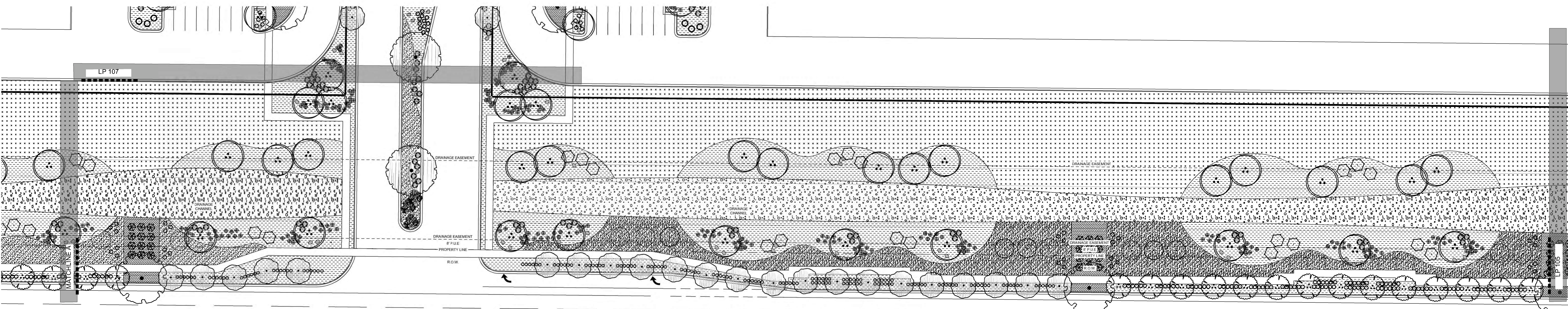


PACIFIC PROVING  
 TECHNOLOGY CAMPUS  
 I-24 & PECOS RD.  
 MESA, ARIZONA LP-104




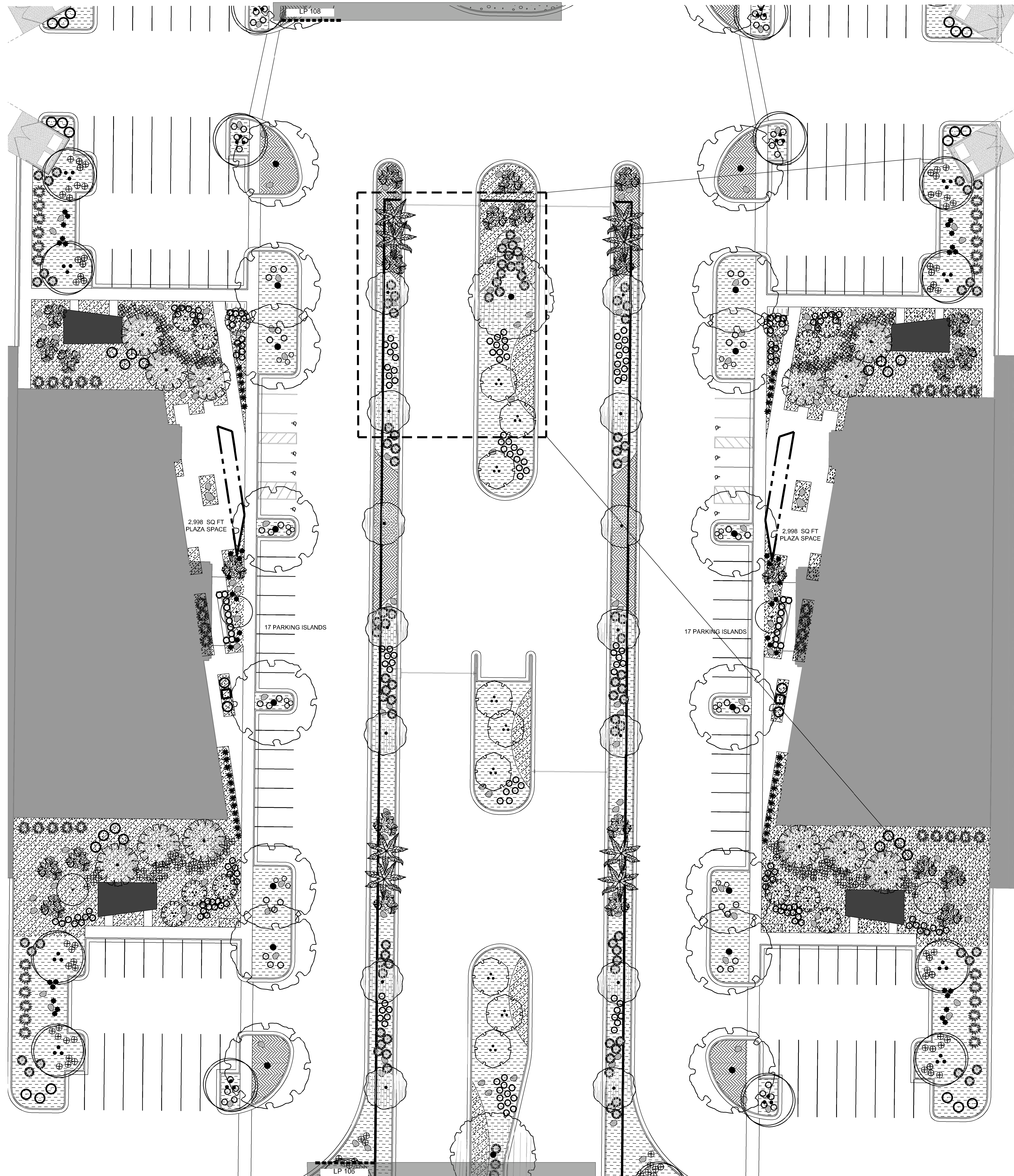


PACIFIC PROVING  
 TECHNOLOGY CAMPUS  
 I-24 & PECOS RD.  
 MESA, ARIZONA LP-105

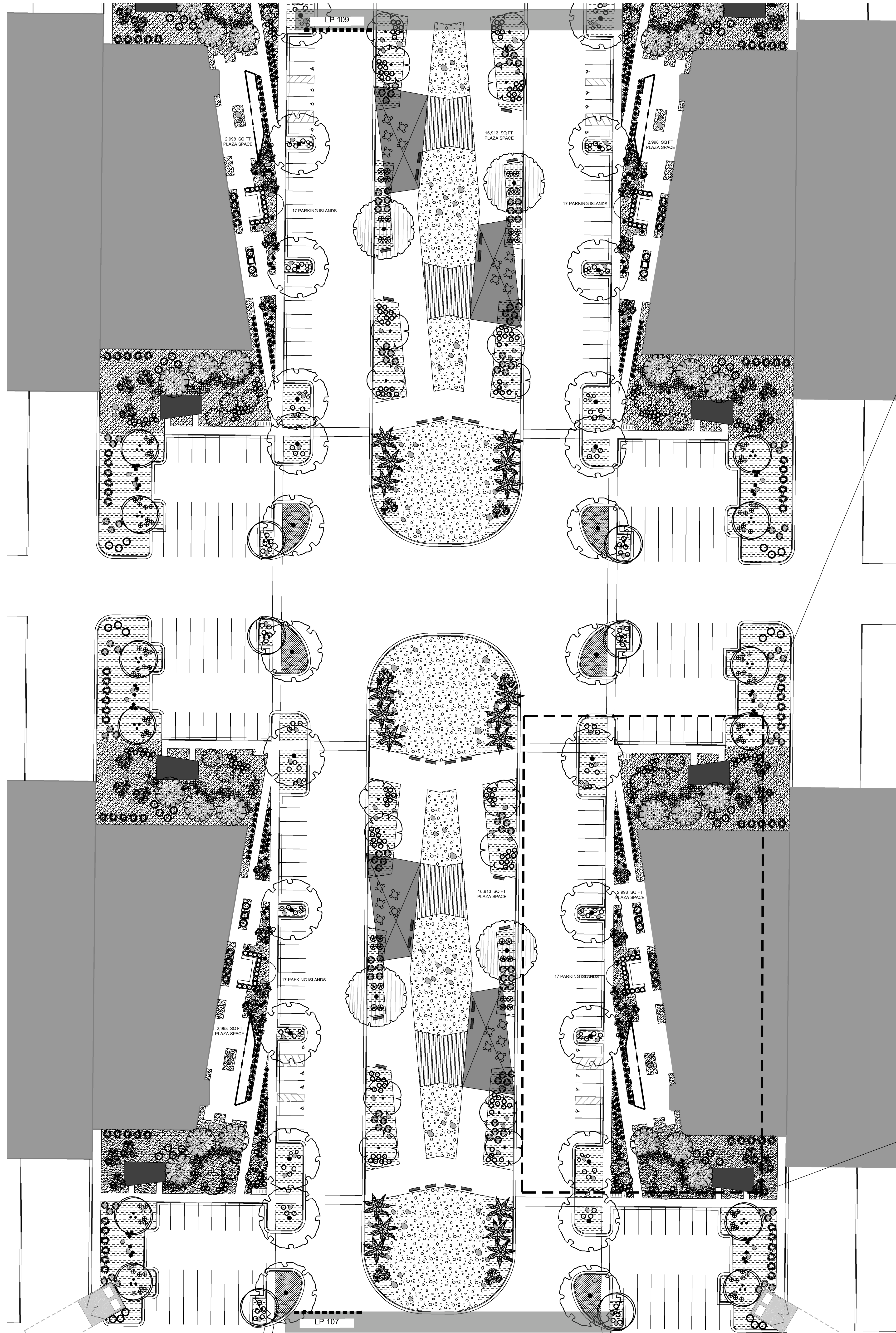


PACIFIC PROVING  
 TECHNOLOGY CAMPUS  
 I-24 & PECOS RD.  
 MESA, ARIZONA LP-106



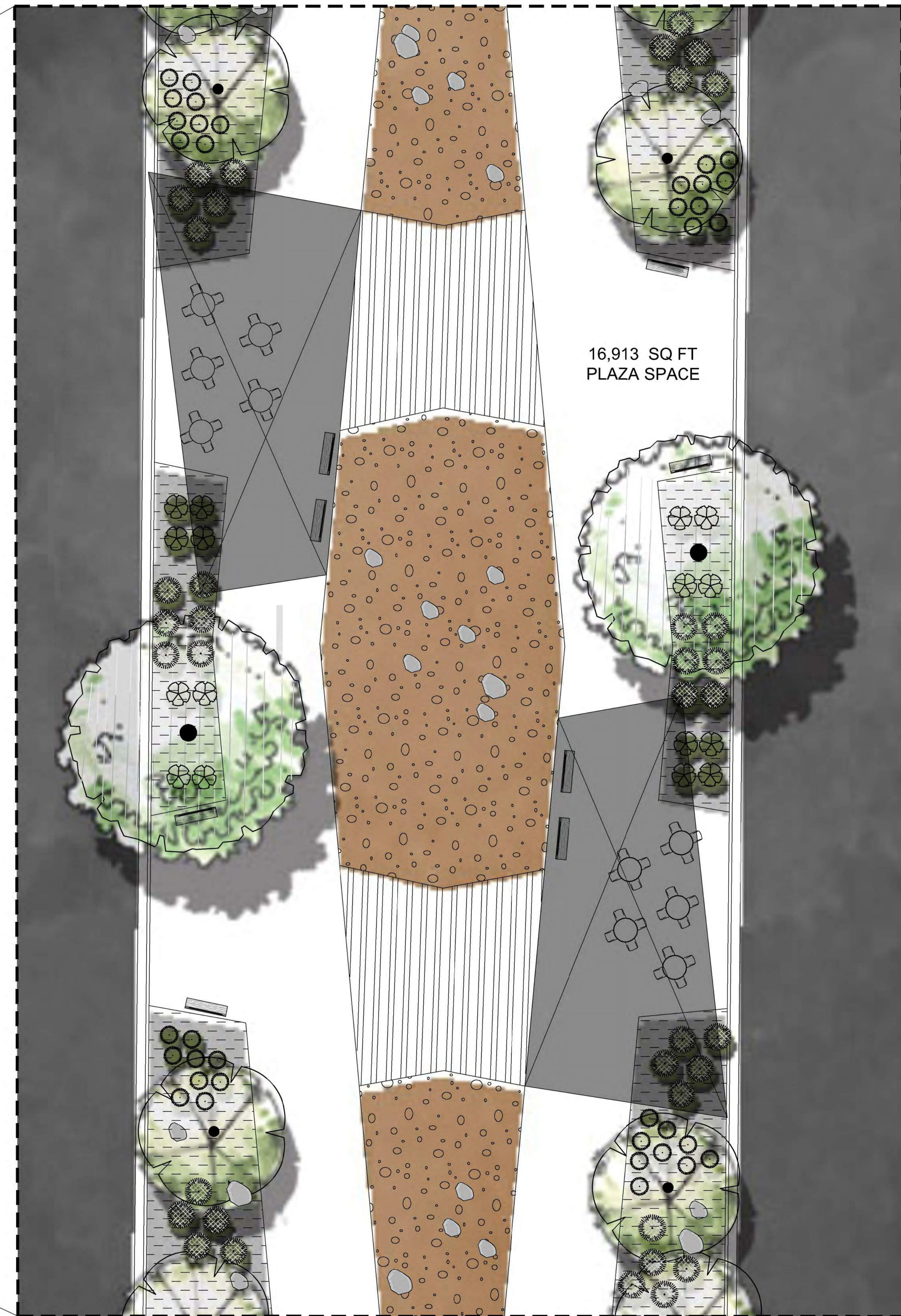
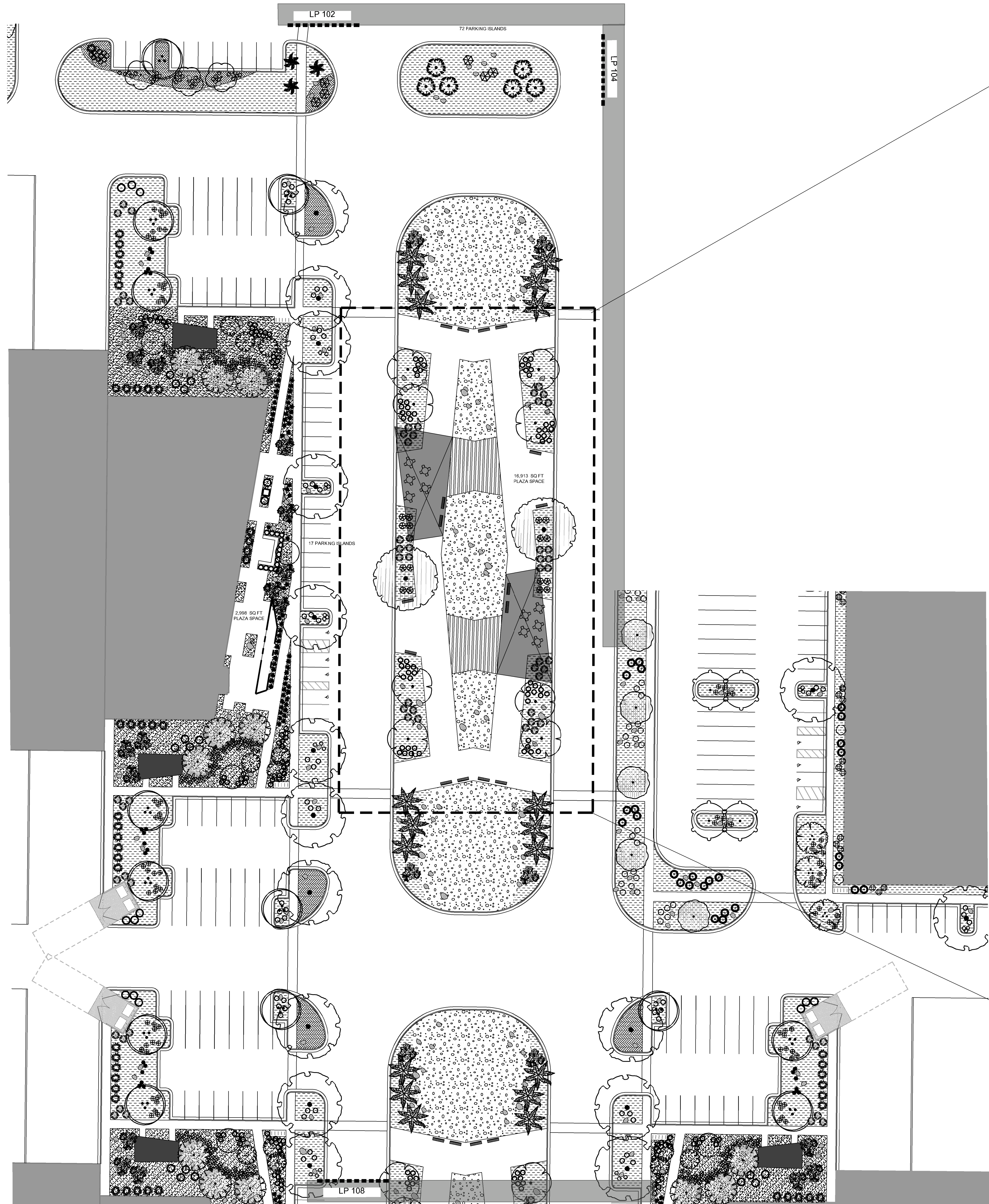


PACIFIC PROVING  
 TECHNOLOGY CAMPUS  
 I-24 & PECOS RD.  
 MESA, ARIZONA LP-107

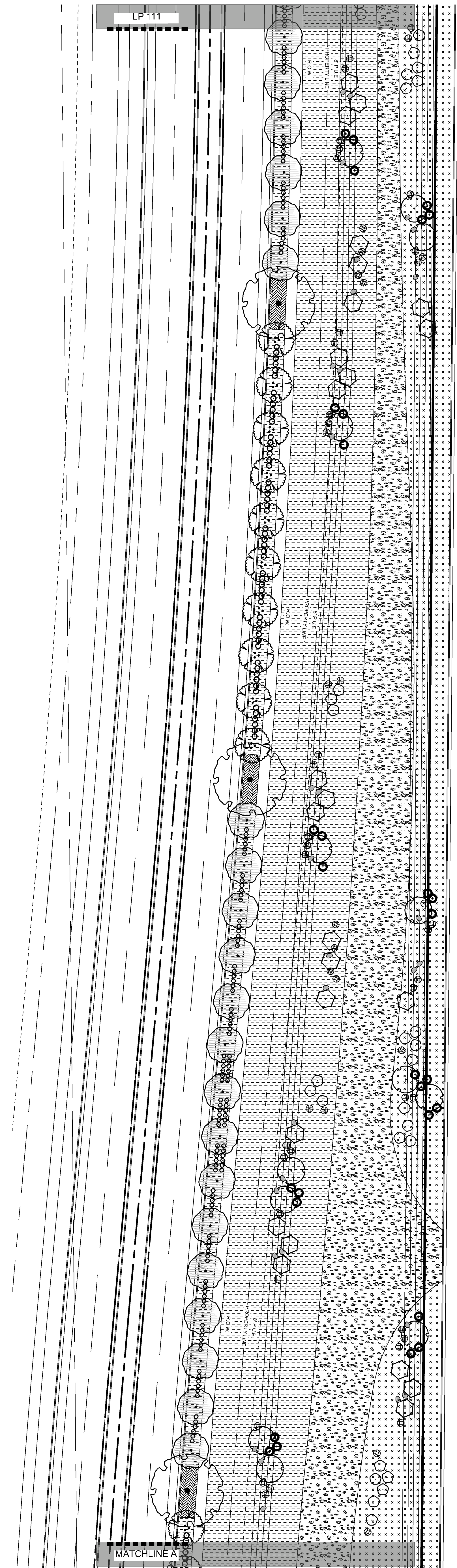
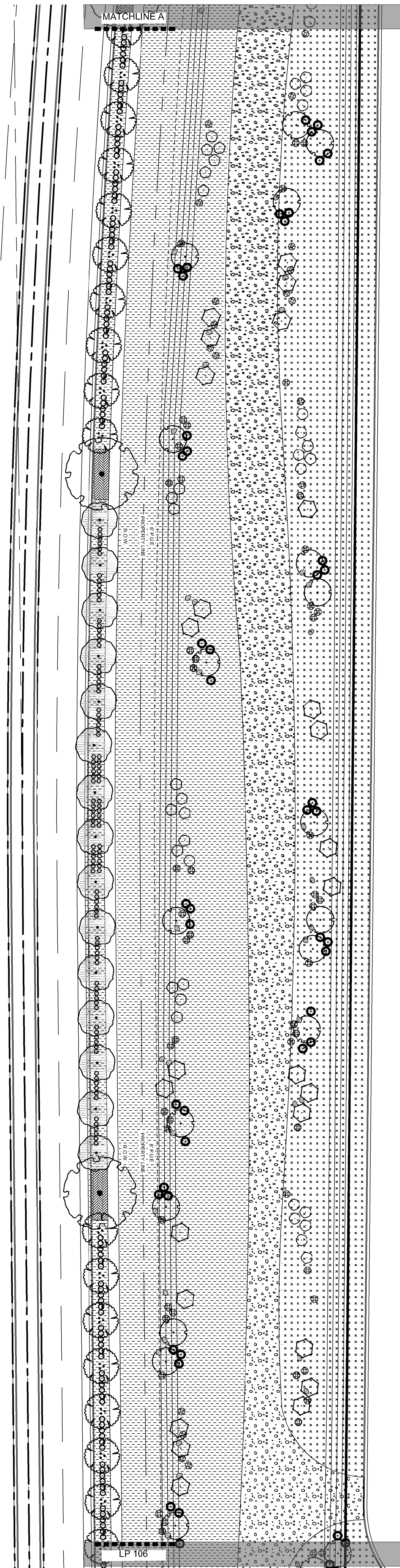


# PACIFIC PROVING TECHNOLOGY CAMPUS

I-24 & PECOS RD.  
MESA, ARIZONA LP-108



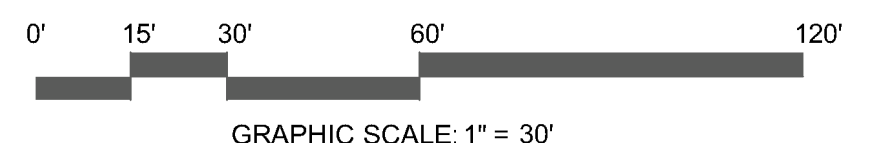

PACIFIC PROVING  
 TECHNOLOGY CAMPUS  
 I-24 & PECOS RD.  
 MESA, ARIZONA LP-109


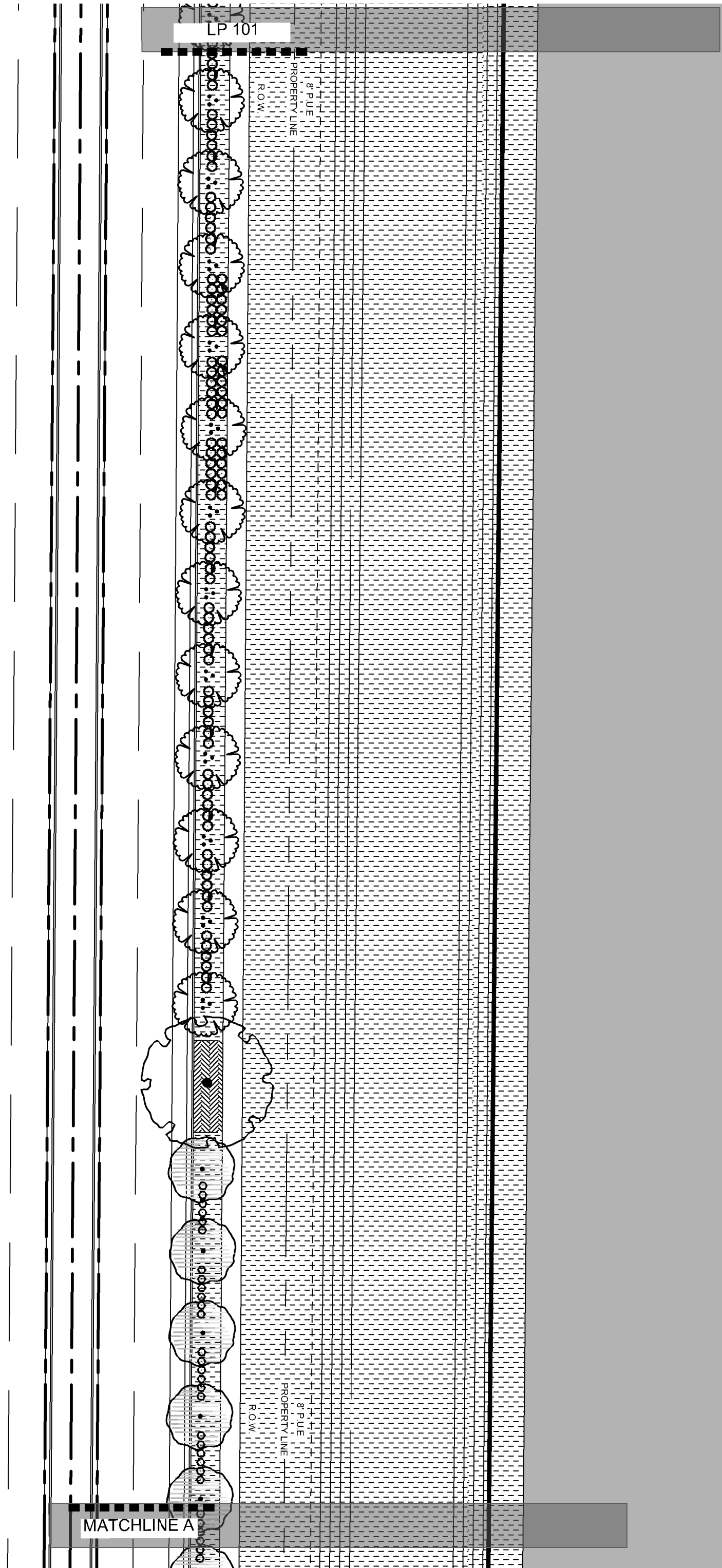


~  
~

PACIFIC PROVING  
TECHNOLOGY CAMPUS  
I-24 & PECOS RD.  
MESA, ARIZONA LP-110

811 BLUE STAKES OF ARIZONA  
UTILITY NOTIFICATION CENTER, INC.  
1-800-782-5348  
www.bluestakes.org





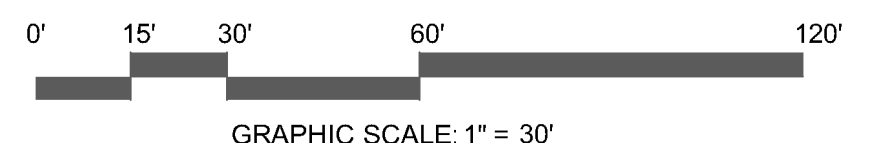
LP 102

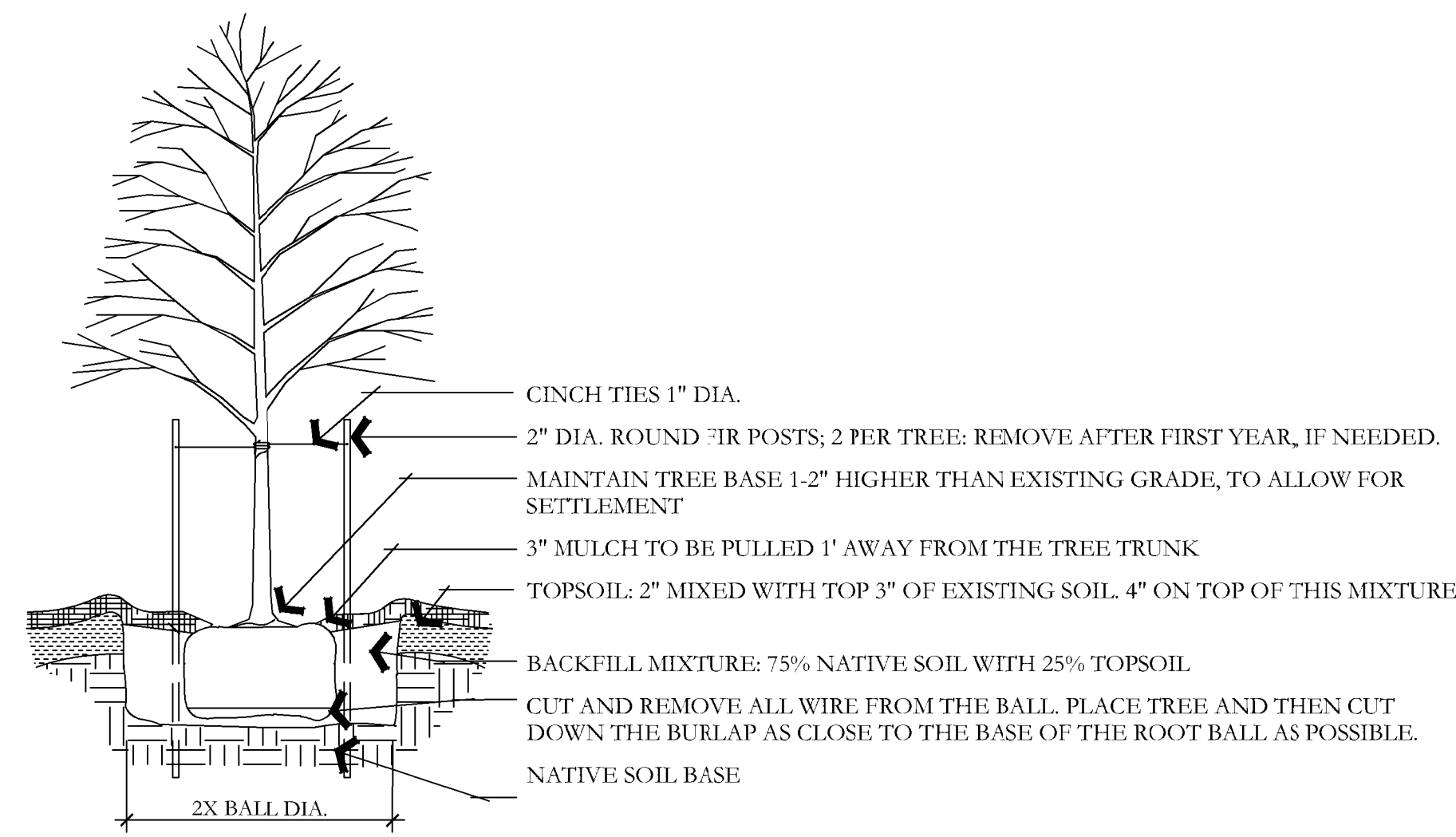


**PRELIMINARY SET  
NOT FOR CONSTRUCTION**

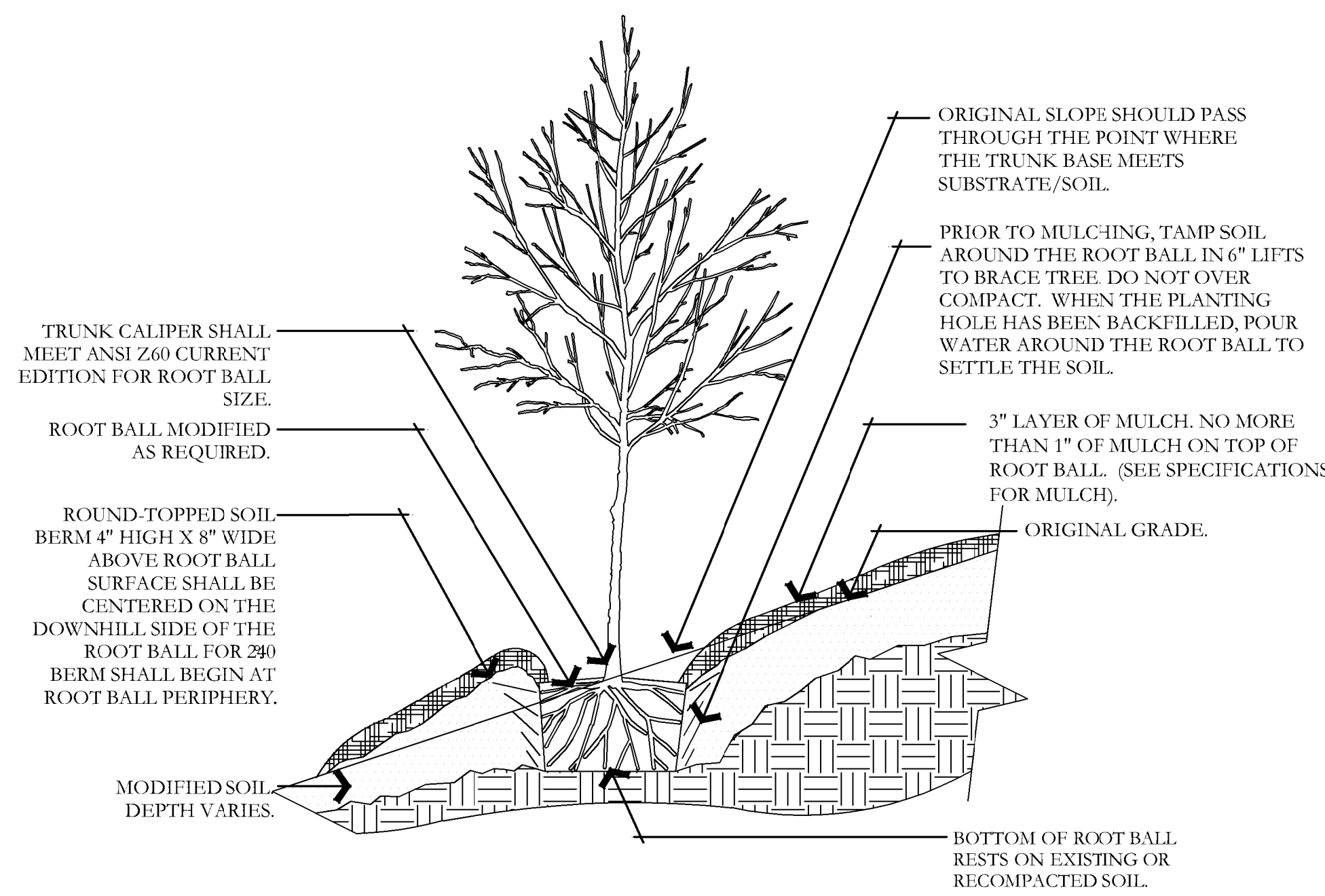
**PACIFIC PROVING  
TECHNOLOGY CAMPUS**  
I-24 & PECOS RD.  
MESA, ARIZONA LP-111

**811** BLUE STAKES OF ARIZONA  
UTILITY NOTIFICATION CENTER, INC.  
1-800-782-5348  
www.bluestakes.org

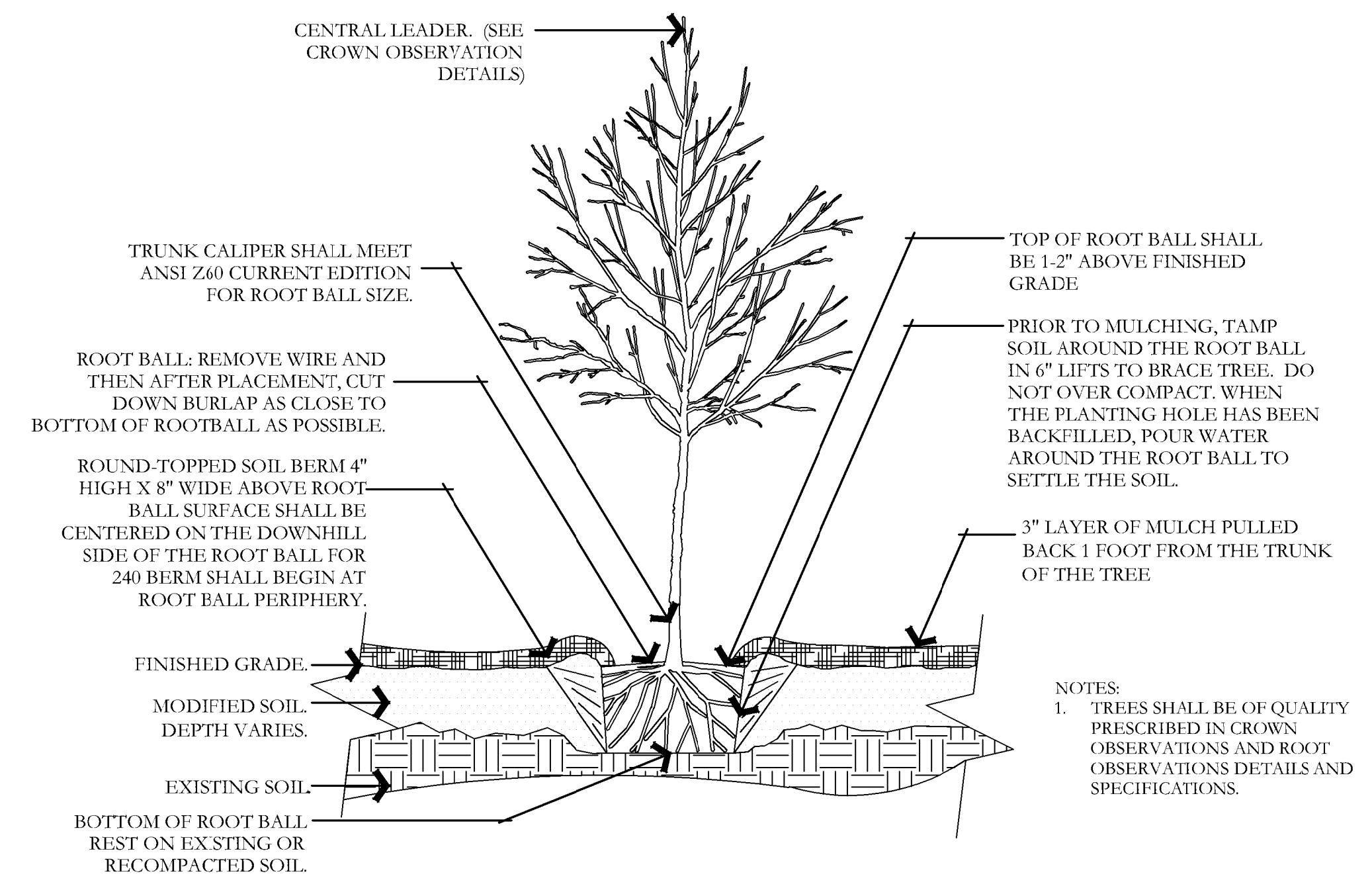




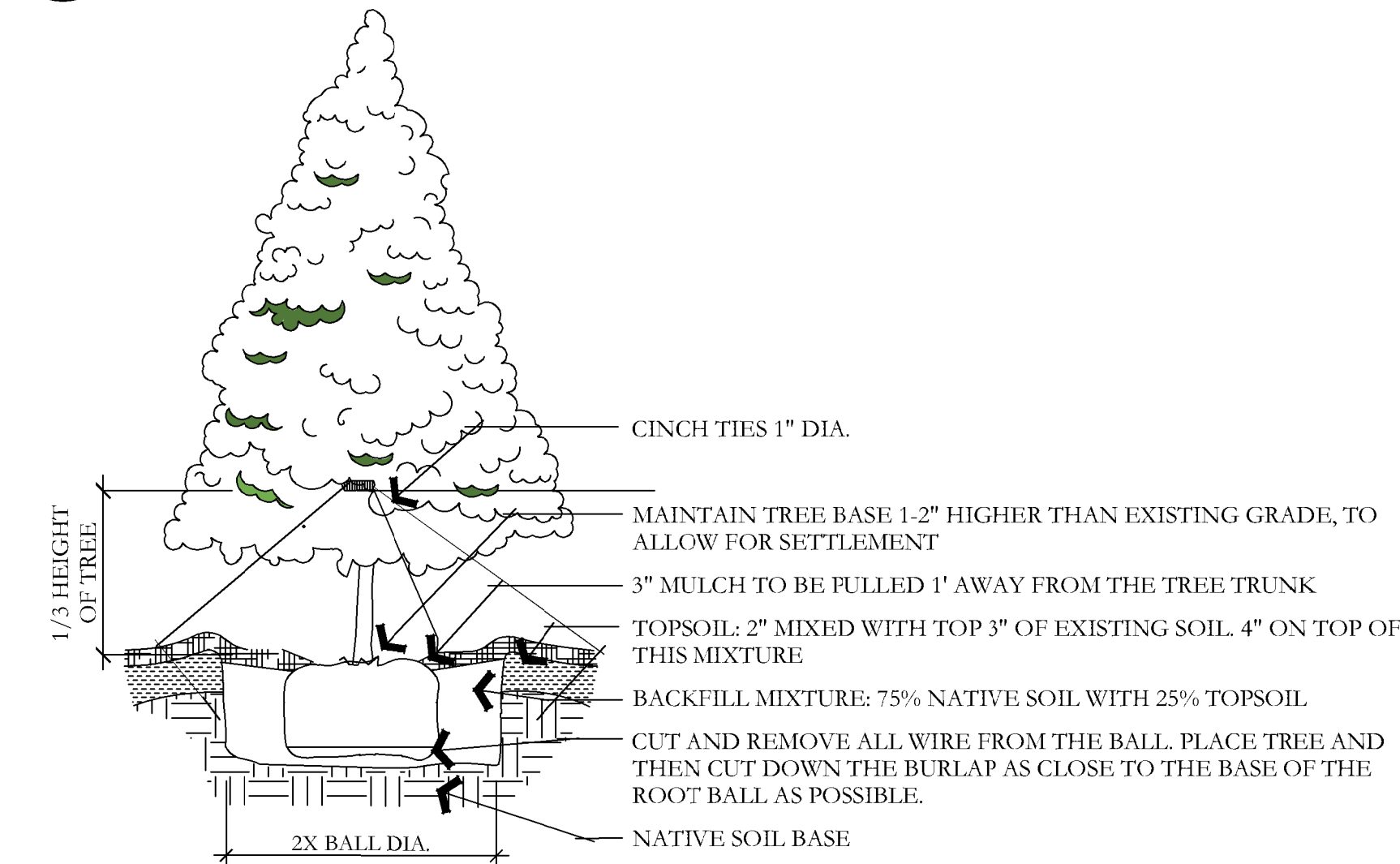
**A DECIDUOUS TREE PLANTING**  
NOT TO SCALE



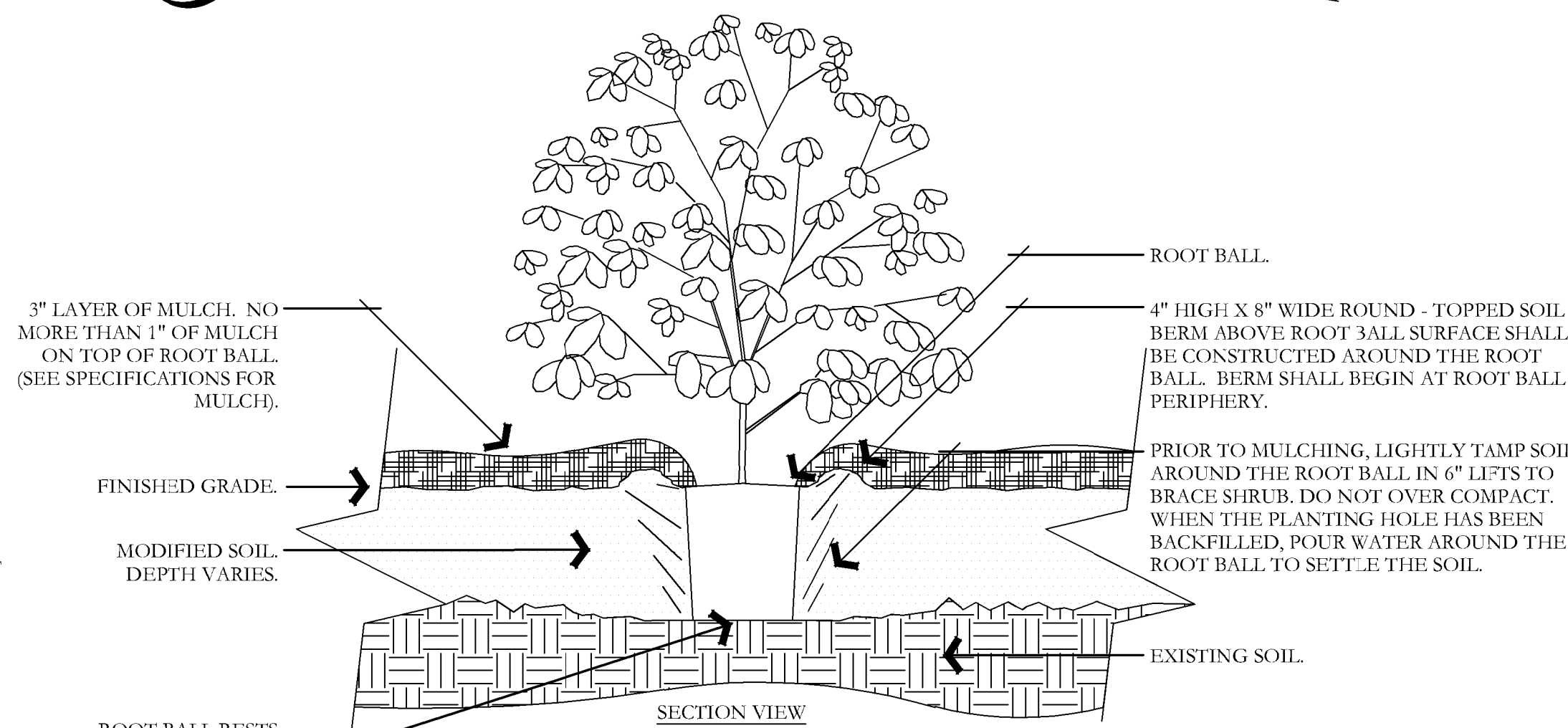
**B TREE ON SLOPE 5% (20:1) TO 50% (2:1)**  
NOT TO SCALE



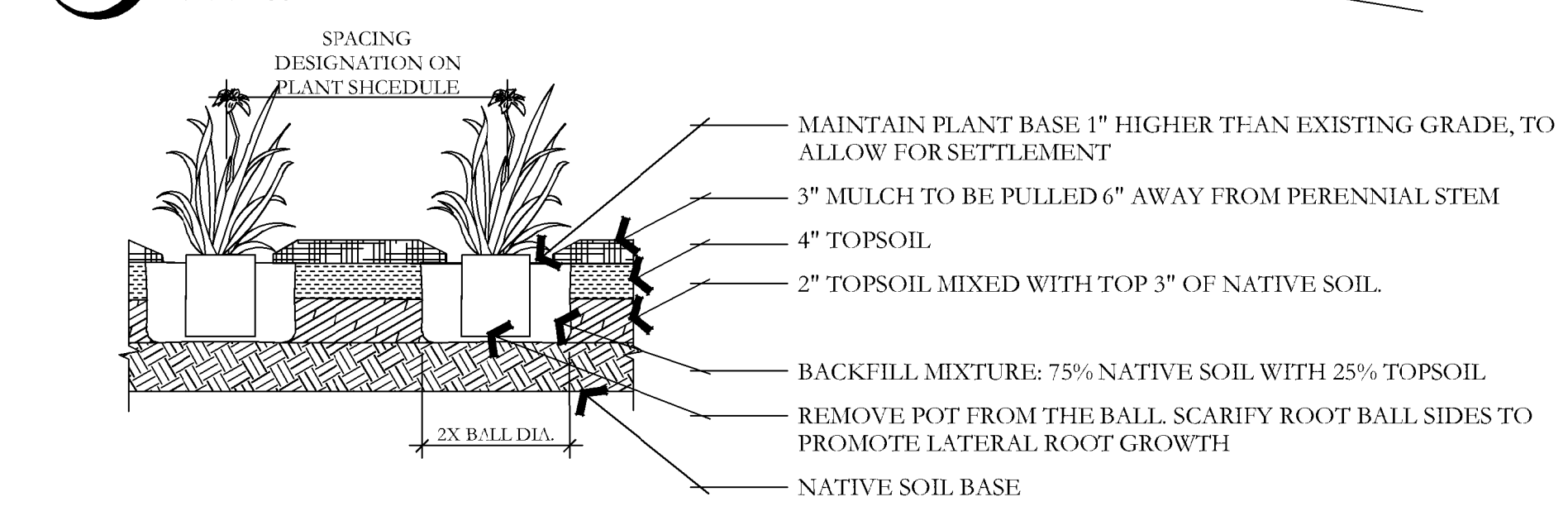
**C TREE W/ BERM (EXISTING SOIL MODIFIED)**  
NOT TO SCALE



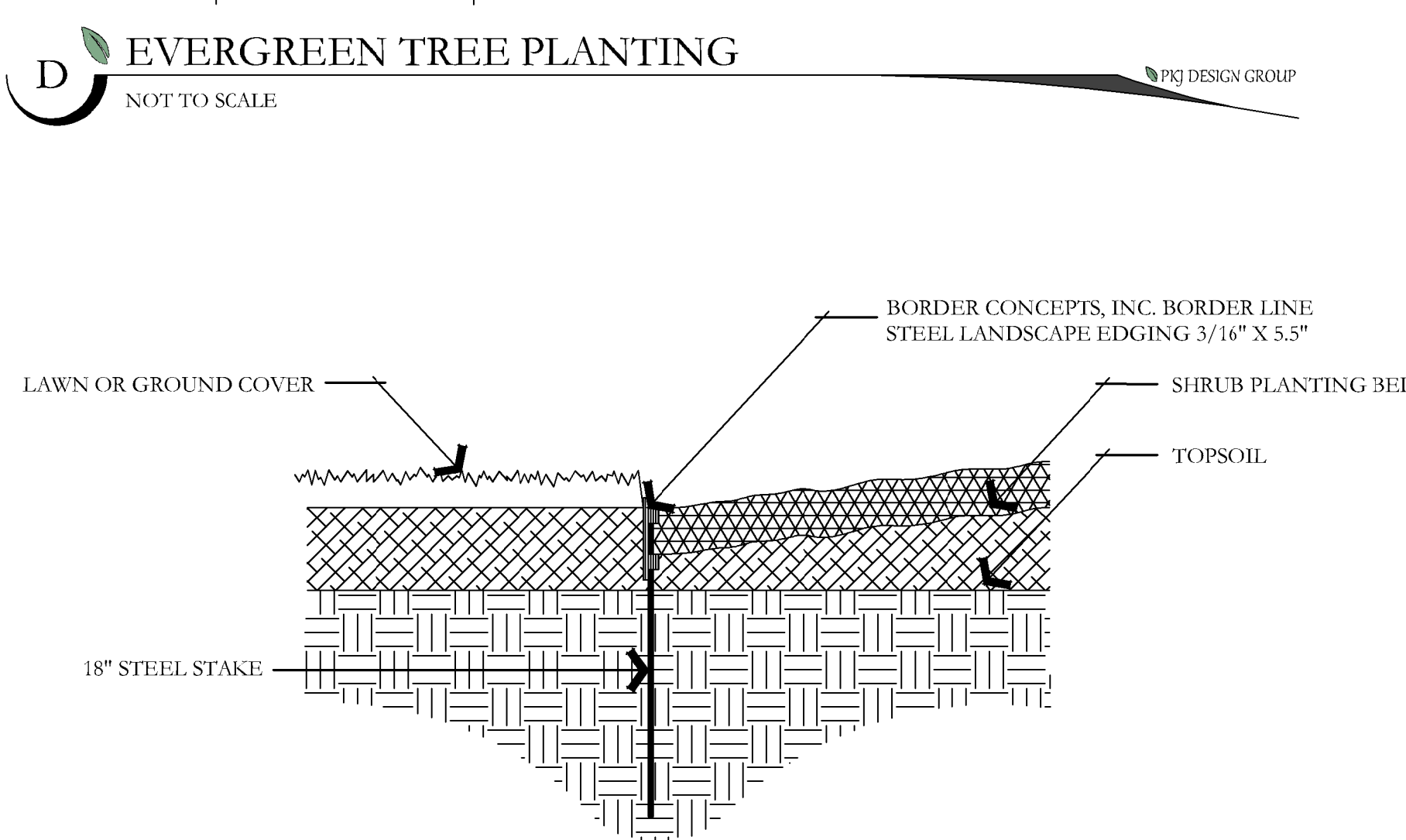
**D EVERGREEN TREE PLANTING**  
NOT TO SCALE



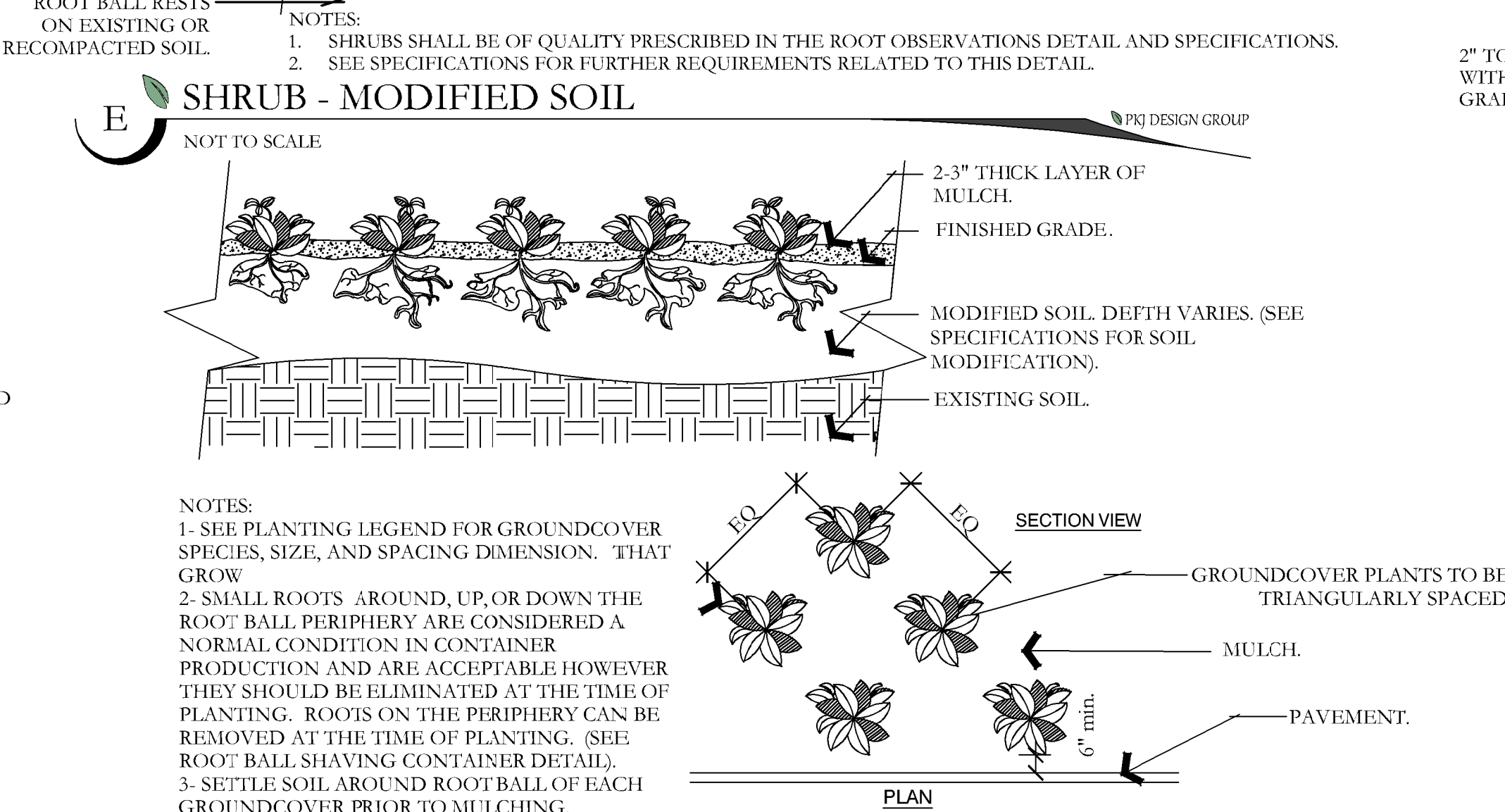
**E SHRUB - MODIFIED SOIL**  
NOT TO SCALE



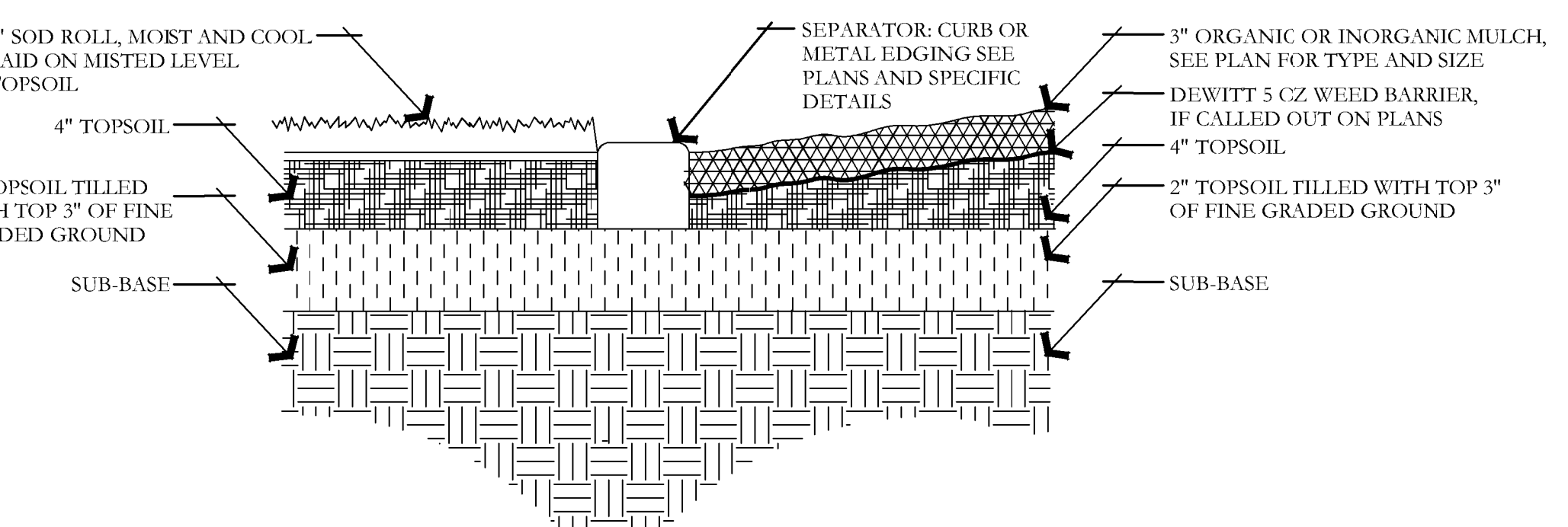
**F PERENNIAL PLANTING**  
NOT TO SCALE



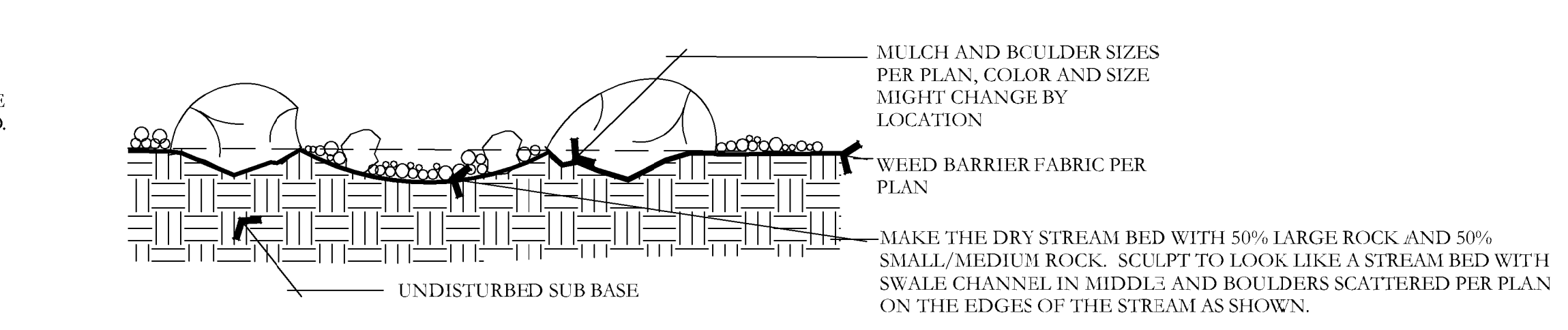
**G METAL EDGING DETAIL**  
NOT TO SCALE



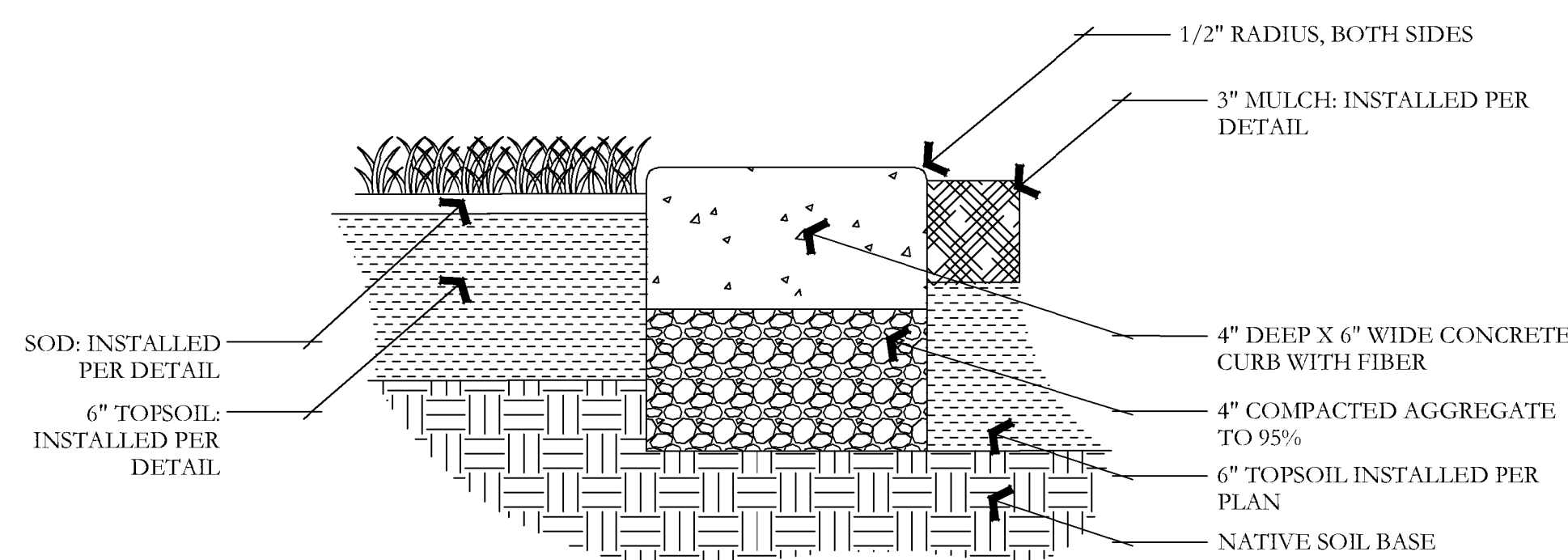
**H PERENNIAL/GROUNDCOVER PLANTING**  
NOT TO SCALE



**I SOD LAYING/MULCH DETAIL**  
NOT TO SCALE



**J BOULDER AND DRY STREAM BED DETAIL**  
NOT TO SCALE



**K CONCRETE MOWCURB**  
NOT TO SCALE



PRELIMINARY SET  
NOT FOR CONSTRUCTION

**PACIFIC PROVING  
TECHNOLOGY CAMPUS**  
I-24 & PECOS RD.  
MESA, ARIZONA LP-501