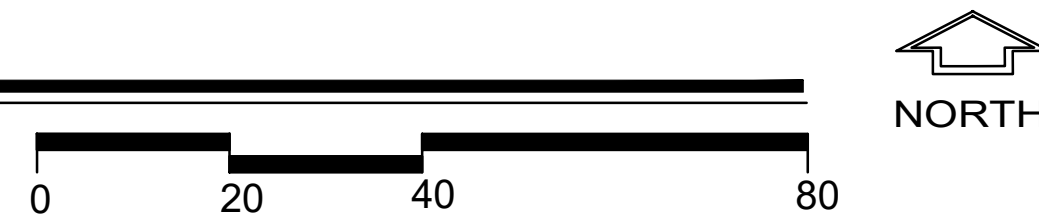


LANDSCAPE PLAN

SCALE 1"=20'-0"



PLANT MATERIAL LEGEND

SYMBOL	BOTANICAL/COMMON NAME	SIZE (Height, Canopy, & Caliper)	QUAN
<b>TREES</b>			
	Acacia aneura Mulga	24" Box 7' 4' 1.5" Double-Staked Typ.	9
	Eucalyptus papuana Ghost Gum	24" Box 8' 3' 1.5" Double-Staked Typ.	11
	Prunus cerasifera 'atropurpurea' Purple Leaf Plum	36" Box 10' 6' 2.5" Double-Staked Typ.	2
	Quercus virginiana Heritage Live Oak	24" Box 9' 4' 1.25" Double-Staked Typ.	10
	Olea europaea 'Swan Hill' Swan Hill Olive	36" Box 12' 10' 3" Double-Staked Typ.	4
	Pistache a. 'Red Push' Red Push Pistache	24" Box 8' 3' 1.25" 36" Box 14' 8' 2.5" Double-Staked Typ.	8 3
<b>LARGE SHRUBS</b>			
	Dodonaea viscosa 'purpurea' Hopseed Bush	5 Gallon	38
	Eremophila 'Valentine' Valentine Bush	5 Gallon	27
	Leucophyllum langmaniae Rio Bravo Texas Ranger	5 Gallon	40
<b>MEDIUM AND SMALL SHRUBS</b>			
	Callistemon c. 'Little John' Little John Bottle Brush	5 Gallon	133
	Muhlenbergia rigida "Nashville" Nashville Purple Muhly	5 Gallon	33
	Muhlenbergia capillaris "Regal Mist" Regal Mist Deer Grass	5 Gallon	53
	Coriaria grandiflora Green Carpet Natal Plum	5 Gallon	74
<b>GROUNDCOVERS</b>			
	Eremophila globra Outback Sunrise Emu	1 Gallon	26
	Lantana m. 'New Gold' New Gold Lantana	1 Gallon	101
<b>ACCENTS</b>			
	Hesperaloe parviflora Red Yucca	5 Gallon	33
	Nacfadyena unguis-cati Cat's Claw	5 Gallon tie to Wire mess trellis	22
<b>LANDSCAPE MATERIALS</b>			
	Decomposed Granite Desert Gold	1/2" size screened 2" Deep	
	Concrete Header	4" x 6", Curbstyle 2" Deep	
	Midiron Bermuda	Sod 729 s.f.	

PLANT CALCULATIONS

**STREET RIGHT-OF-WAY LANDSCAPING:**  
 Linear Feet of Frontage- 493  
 Trees required- 20      Trees provided- 20  
 (1 Trees per 25 Linear ft.)  
 Shrubs required- 120      Shrubs provided- 135  
 (6 Shrubs per 25 Linear ft.)

**ADJACENT PROPERTY LINE LANDSCAPING:**  
 Linear Feet of Adjacent Property Line- 493  
 Trees required- 20      Trees provided- 20  
 (1 Trees per 25 Linear ft.)  
 Shrubs required- 80      Shrubs provided- 91  
 (4 Shrubs per 25 Linear ft.)

**PARKING LOT LANDSCAPING:**  
 Total Parking Islands-5  
 Trees required- 5      Trees provided- 3  
 (1 Tree per 15' Parking Island)  
 Shrubs required- 15      Shrubs provided- 20  
 (3 Shrubs per 15' Parking Island)

**PLANT SIZE:**  
**STREET RIGHT-OF-WAY**  
 24" Box Trees      Required - 5      Provided - 15  
 (Min. 25% of required trees)  
 36" Box Trees      Required - 5      Provided - 5  
 (Min. 25% of required trees)

**ADJACENT PROPERTY LINE**  
 24" Box Trees      Required - 10      Provided - 20  
 (Min. 50% of required trees)

**PARKING LOT**  
 36" Box      Required - 1      Provided - 1  
 (Min. 10% of required parking lot trees)  
 24" Box      Required - 4      Provided - 2  
 (All trees other than required 36" box trees)

The working days before you call for the blue staves  
 (602) 263-1100  
 No Site Center  
 1-800-STAKE-IT

23043

**Campbell**  
 Collaborative  
 Landscape Architects  
 since 1983

111 E. Dunlap Ave., Suite 1-278  
 Phoenix, Arizona 85034  
 Donald Campbell P.L.L.C.  
 don@campbellcollaborative.com  
 P: (602) 263-1104 F: (602) 266-1007


**PRELIMINARY  
 NOT FOR  
 CONSTRUCTION**

no.	date	description

**1756 E UNIVERSITY  
 XFAM**

**1756 E UNIVERSITY  
 MESA, AZ 85208**

PROJECT NO: 22039  
 DATE: 05/02/2023




atmosphere architects  
 p.o. box 5267  
 mesa, az 85211

contact: Tim Boyle  
 email: tim@atmosarch.com  
 tel: 917-526-0323

**LANDSCAPE  
 PLAN 100**

**L101**



EXP. 06/30/2024