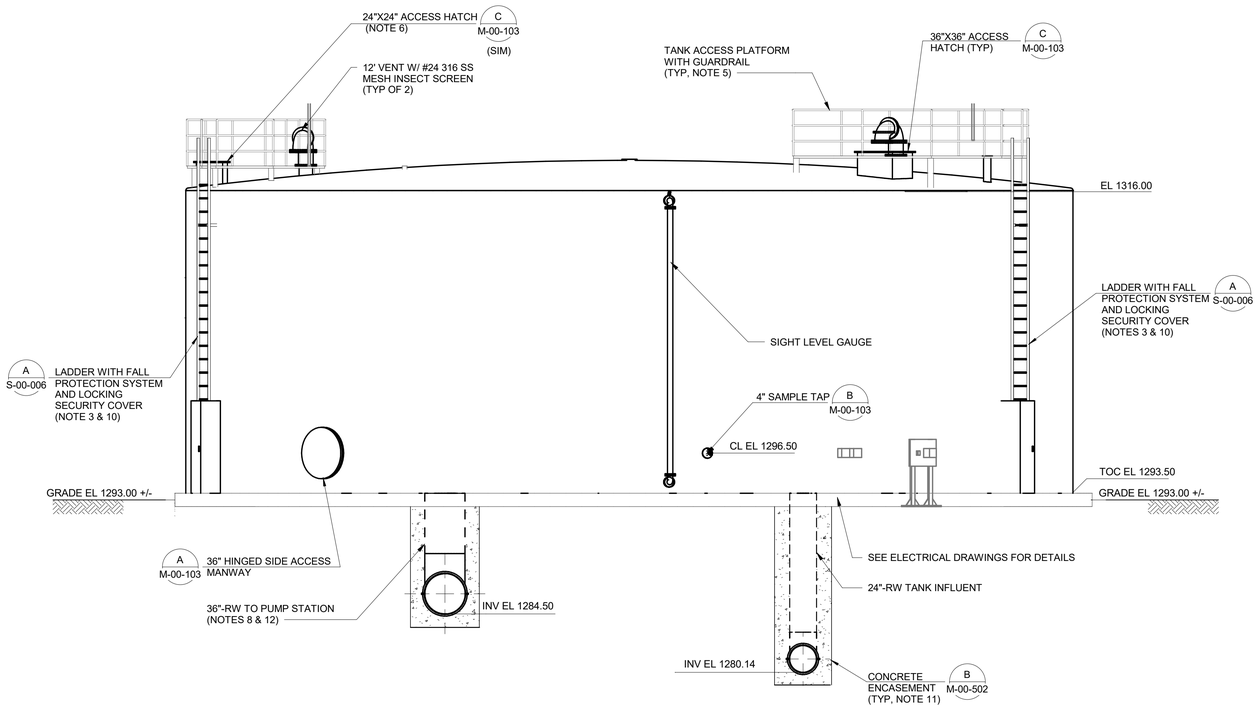

1 M-00-101 SECTION 1
3/16" = 1'-0"

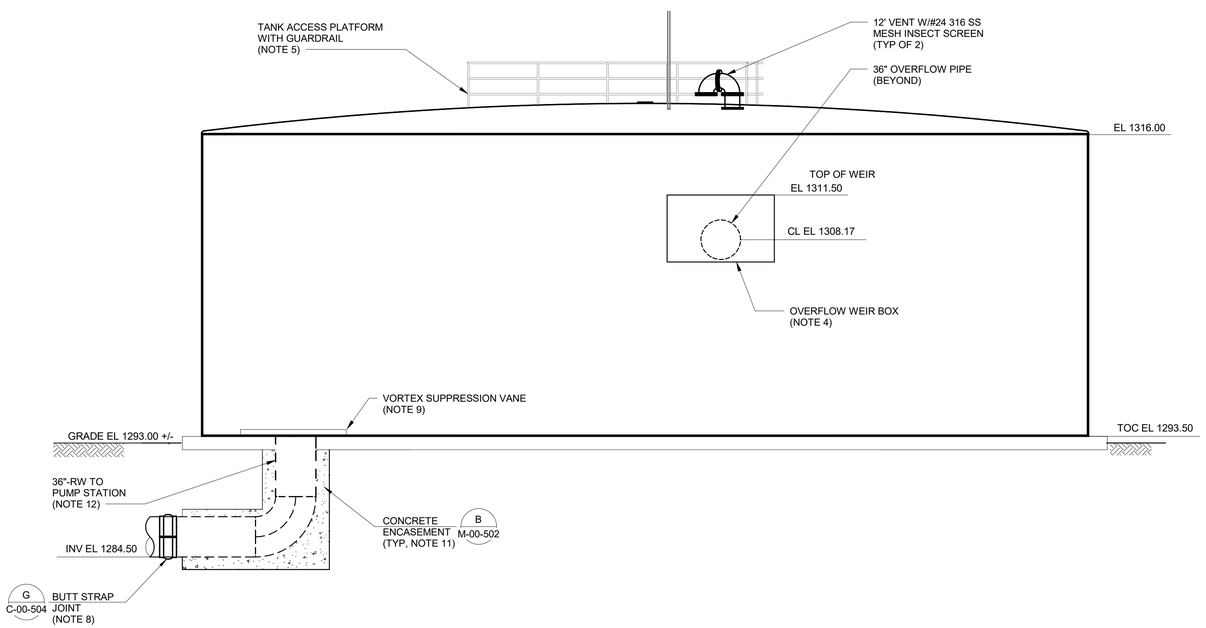

2 M-00-101 SECTION 2
3/16" = 1'-0"

NOTES:

1. REFER TO PIPING AND INSTRUMENTATION DIAGRAMS (P&IDs) FOR ADDITIONAL GUIDANCE. IN THE CASE OF DISCREPANCY BETWEEN THE MECHANICAL DRAWINGS AND THE P&IDs, THE CONTRACTOR SHALL IMMEDIATELY NOTIFY THE ENGINEER FOR ADDITIONAL DIRECTION.
2. TANK ROOF PENETRATIONS FOR CATHODIC PROTECTION ANODES BY CATHODIC PROTECTION SYSTEM SUPPLIER NOT SHOWN. CATHODIC PROTECTION DESIGN SHALL BE COORDINATED WITH THE STEEL TANK MANUFACTURER. SEE CATHODIC PROTECTION DRAWINGS FOR DETAILS.
3. FALL PROTECTION SAFETY SYSTEM SHALL BE OSHA APPROVED AND SHALL CONSIST OF A CARRIER, SAFETY SLEEVE, LANYARD, AND CONNECTORS, AND BE SUITABLE FOR OPERATION HARNESS SHALL BE PROVIDED BY OWNER. FALL PROTECTION SAFETY SYSTEM SHALL BE MILLER SAF-T-CLIMB WITH REMOVABLE HATCH DISMOUNT, 3M LAD-SAF SYSTEM, OR EQUAL. LOCKING SECURITY COVER SHALL HAVE AN AFFIXED SIGN STATING: "CAUTION FALL PROTECTION REQUIRED".
4. OVERFLOW WEIR BOX SHALL BE DESIGNED BY THE TANK MANUFACTURER. WEIR SHALL HAVE A MINIMUM LENGTH OF 9-FT. REFER TO SECTION 331613.13 FOR ADDITIONAL INFORMATION.
5. ACCESS PLATFORM, GUARDRAIL WITH KICKPLATE, SAFETY HARNESS TIE OFF POINTS, AND LADDER FALL PROTECTION SAFETY RAIL SHALL BE PROVIDED BY THE TANK MANUFACTURER AND DESIGNED BY A PROFESIONAL ENGINEER LICENSED IN ARIZONA. SEALED DRAWINGS SHALL BE PROVIDED TO THE ENGINEER FOR REVIEW. SAFETY HARNESS TIE OFF POINTS SHALL BE PROVIDED NEAR ALL ROOF HATCHES AND OPENING IN GRATING FOR AIR VENTS AND LEVEL SENSOR SHALL BE BANDED, PROVIDING A MAXIMUM CLEARANCE OF 1" AROUND PIPE. REFER TO SPECIFICATION SECTION 331613.13 FOR ADDITIONAL INFORMATION.
6. TANK 24-INCH ACCESS HATCH SHALL BE LOCATED ABOVE THE INTERNAL TANK OVERFLOW BOX.
7. STEEL TANK MANUFACTURER SHALL DESIGN THE TANK ROOF SUPPORT SYSTEM TO AVOID CONFLICT WITH THE PROPOSED ROOF PENETRATIONS AND OPENINGS.
8. 36" OUTLET PIPING AT TANK SHALL BE STEEL AND TRANSITION TO CCP AT THE BUTT STRAP.
9. VORTEX SUPPRESSION VANE SHALL BE DESIGNED BY THE TANK MANUFACTURER. REFER TO SPECIFICATION SECTION 331613.13 FOR ADDITIONAL INFORMATION.
10. STEEL LADDER WITH LOCKING SECURITY COVER SHALL PROVIDED BY THE STEEL TANK MANUFACTURER. LADDER CONNECTIONS TO TANK SHALL BE DESIGNED BY MANUFACTURER. SEE SECTION 331613.13 FOR ADDITIONAL INFORMATION.
11. CONCRETE ENCASESMENT SHALL AT MINIMUM EXTEND TO THE EDGE OF SLAB. A PIPE JOINT SHALL BE PROVIDED AT THE END OF EACH CONCRETE ENCASEMENT PER SECTION 400524.
12. BOTTOM OF TANK SHOULD BE SLOPED SUCH THAT THE OUTLET PIPE TO THE PUMP STATION IS THE LOW POINT.

6' 4' 2' 0' 5' 10'
3/16" = 1'-0"

NOT FOR CONSTRUCTION

BLACK & VEATCH
Black & Veatch Corporation
Phoenix, Arizona

Call at least two full working days
ARIZONA 811
Arizona Blue Stake, Inc.
Dial 8-1-1 or 1-800-STAKE-IT (782-5348)
In Maricopa County: (602) 263-1100

FINAL

NOT FOR CONSTRUCTION OR RECORDING

CITY OF MESA
ENGINEERING DEPARTMENT

CENTRAL MESA REUSE PIPELINE - PLANTS
INTERMEDIATE PUMP STATION

PROCESS MECHANICAL
RECLAIMED WATER TANK SECTIONS

DRAWING
M-00-102

DRAWN BY: BR/AM
ENGINEER: CA
APPROVED BY: PJO

ACTIVITY.
PROJECT NO.: CP0896

SHEET
OF

CATALOG NUMBER:

FILE: BIM 360://411073 - Central Mesa Reuse Pipeline/411073-00-IPS-RESERVOIR.rvt

PLOTTED: 2/8/2024 10:15:47 AM

GENERAL SHEET NOTES

1. SEE CIVIL DRAWINGS FOR SITE WALL AND GATE LOCATIONS.

SHEET KEYNOTES

1. MOTORIZED ACCESS ROLLER GATE, SEE ELECTRICAL DRAWINGS FOR GATE CONTROLLER.
2. DOUBLE BRICK COLUMN CAP IN ROWLOCK COURSING, TYPICAL.
3. GATE MOUNTING POST, TYPICAL.
4. 12" SMOOTH FACE CONCRETE BLOCK, TYPICAL.
5. SINGLE BRICK CAP IN ROWLOCK COURSING, TYPICAL.
6. BRICK VENEER COLUMN, TYPICAL.
7. SOLID CONCRETE BLOCK CAP, TYPICAL.
8. CONCRETE BLOCK COLUMN CAP, TYPICAL.

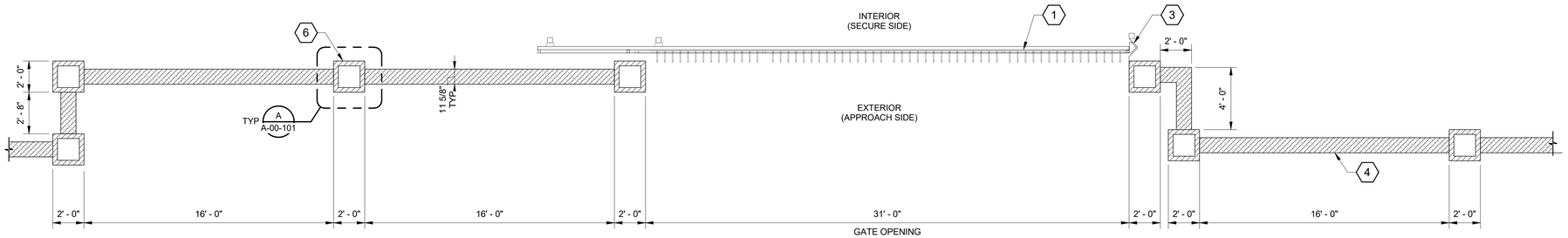

WESTERN GATE PLAN

1/4" = 1'-0"

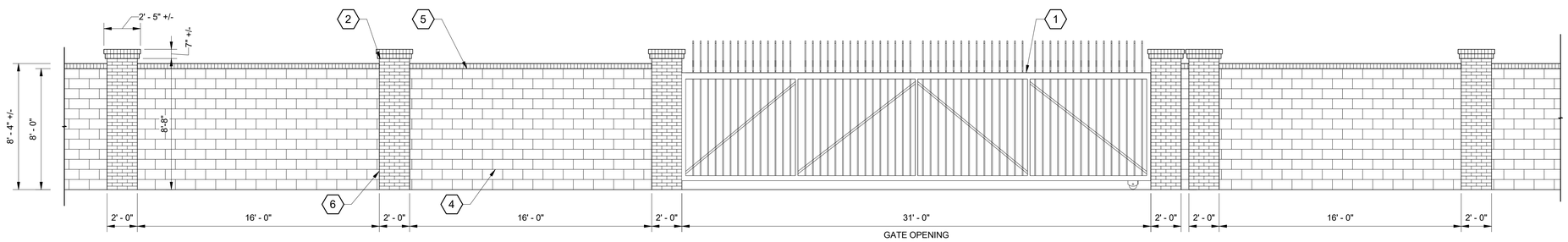

WESTERN GATE ELEVATION

1/4" = 1'-0"

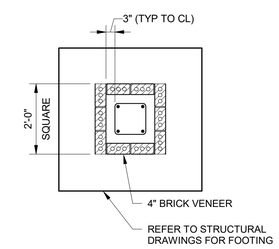

A A-00-101 DETAIL 1/2" = 1'-0"

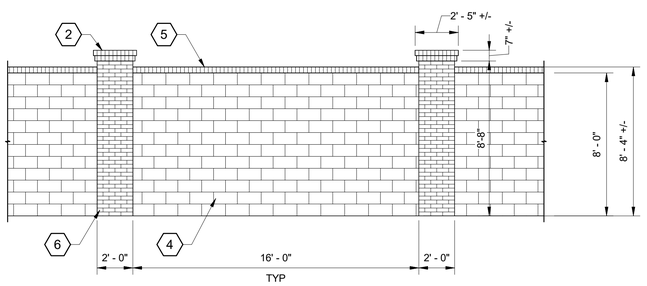

PRIMARY SITE WALL ELEVATION

1/4" = 1'-0"

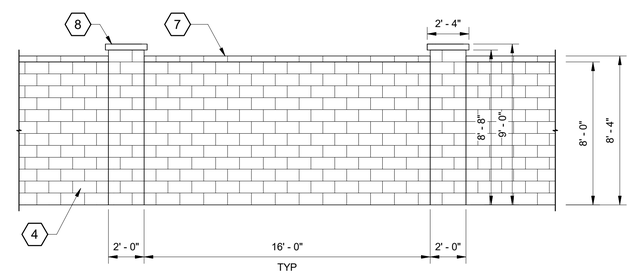

SECONDARY SITE WALL ELEVATION

1/4" = 1'-0"

12" 6" 0' 1' 2' 3' 4' 5'
1/2" = 1'-0"

4' 2' 0' 4' 8'
1/4" = 1'-0"

NOT FOR CONSTRUCTION

BLACK & VEATCH
Black & Veatch Corporation
Phoenix, Arizona

Call at least two full working days before you begin excavation
ARIZONA 811
Arizona Blue Stake, Inc.
Dial 8-1-1 or 1-800-STAKE-IT (782-5348)
in Maricopa County: (602) 263-1100

FINAL

NOT FOR CONSTRUCTION OR RECORDING

CITY OF MESA
ENGINEERING DEPARTMENT

CENTRAL MESA REUSE PIPELINE - PLANTS
INTERMEDIATE PUMP STATION

ARCHITECTURAL
WESTERN GATE PLAN & ELEVATIONS

DRAWING
A-00-101

DRAWN BY: RML
ENGINEER: GMP
APPROVED BY: RAB

ACTIVITY, PROJECT NO.: CP0896

SHEET
OF

CATALOG NUMBER:

FILE: BIM 360:/411073 - Central Mesa Reuse Pipeline/411073-00-IPS-SITE FENCE DETAIL.rvt

PLOTTED: 2/12/2024 11:34:31 AM

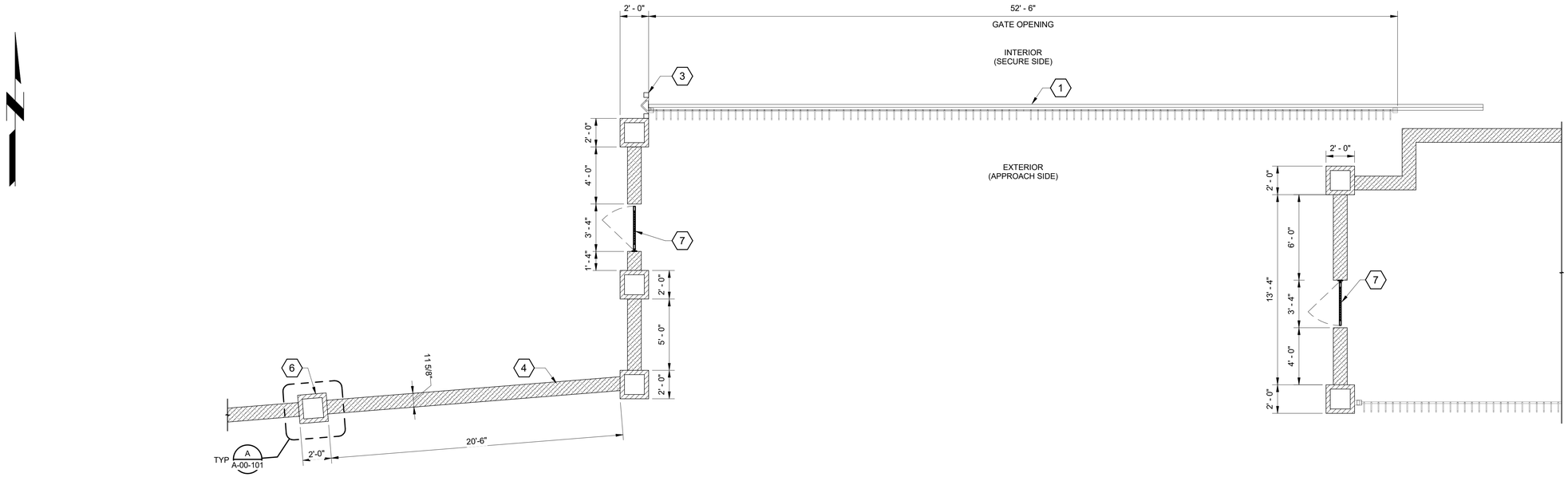

EASTERN GATE PLAN

1/4" = 1'-0"

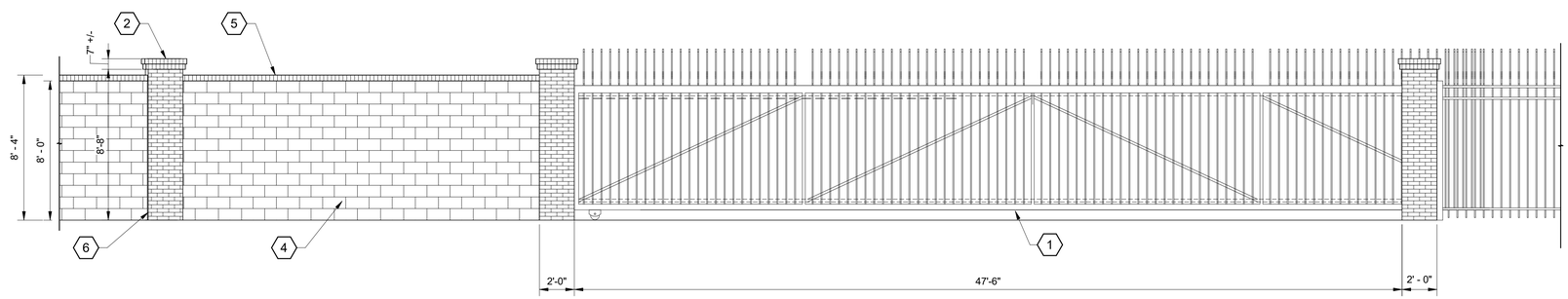

EASTERN GATE ELEVATION

1/4" = 1'-0"

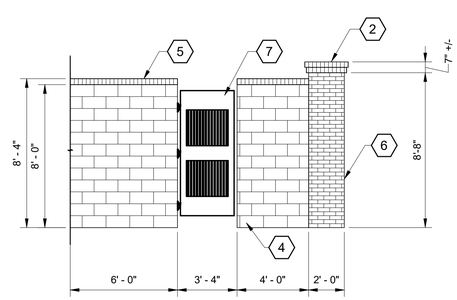

EGRESS GATE ELEVATION

1/4" = 1'-0"

GENERAL SHEET NOTES

1. SEE CIVIL DRAWINGS FOR SITE WALL AND GATE LOCATIONS.

SHEET KEYNOTES

1. MOTORIZED ACCESS ROLLER GATE. SEE ELECTRICAL DRAWINGS FOR GATE CONTROLLER.
2. DOUBLE BRICK COLUMN CAP IN ROWLOCK COURSING, TYPICAL.
3. GATE MOUNTING POST, TYPICAL.
4. 12" SMOOTH FACE CONCRETE BLOCK, TYPICAL.
5. SINGLE BRICK CAP IN ROWLOCK COURSING, TYPICAL.
6. BRICK VENEER COLUMN, TYPICAL.
7. EGRESS MAN GATE.

4' 2' 0' 4' 8'

1/4" = 1'-0"

NOT FOR CONSTRUCTION

BLACK & VEATCH

Black & Veatch Corporation
Phoenix, Arizona

Call at least two full working days before you begin excavation
ARIZONA BLUE STAKE, INC.
Dial 8-1-1 or 1-800-STAKE-IT (782-5348)
in Maricopa County: (602) 263-1100

FINAL

NOT FOR CONSTRUCTION OR RECORDING

CITY OF MESA
ENGINEERING DEPARTMENT

CENTRAL MESA REUSE PIPELINE - PLANTS
INTERMEDIATE PUMP STATION

ARCHITECTURAL

EASTERN GATE PLAN & ELEVATIONS

DRAWING

A-00-102

DRAWN BY: RML
ENGINEER: GMP
APPROVED BY: RAB

ACTIVITY.
PROJECT NO.: CP0896

SHEET

OF

CATALOG NUMBER:

FILE: BIM 360://411073 - Central Mesa Reuse Pipeline/411073-00-IPS-SITE FENCE DETAIL.rvt

PLOTTED: 2/12/2024 9:28:47 AM

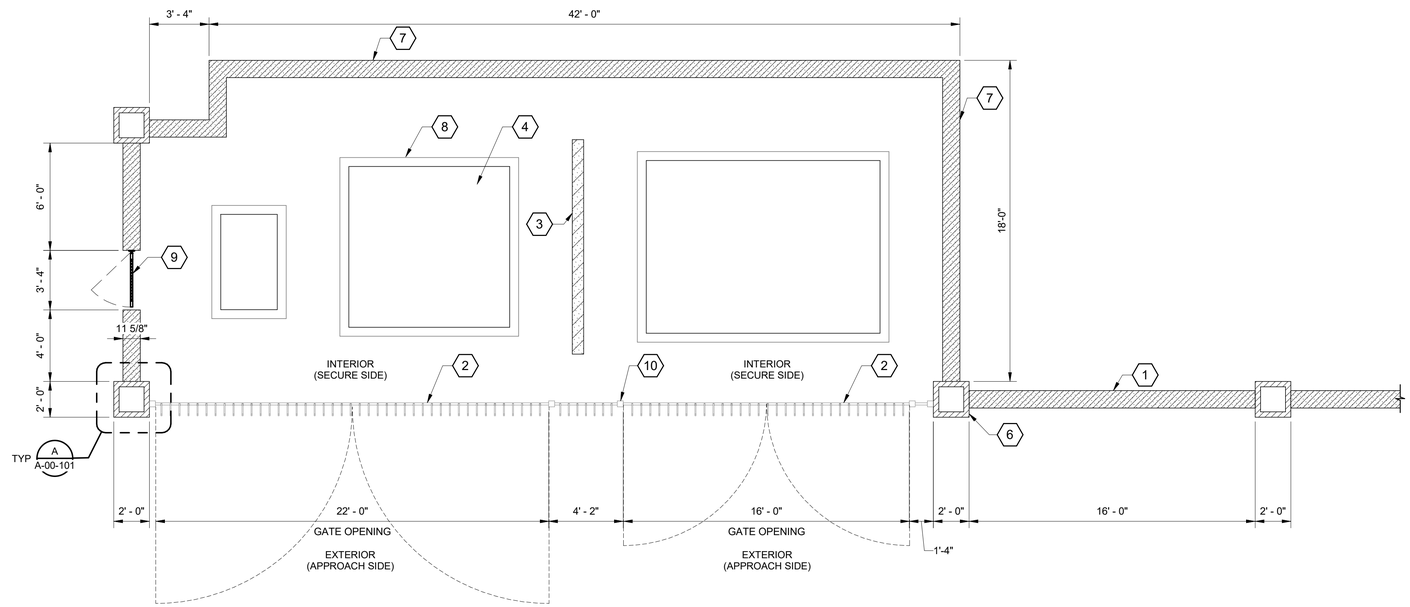

SRP GATE PLAN

1/4" = 1'-0"

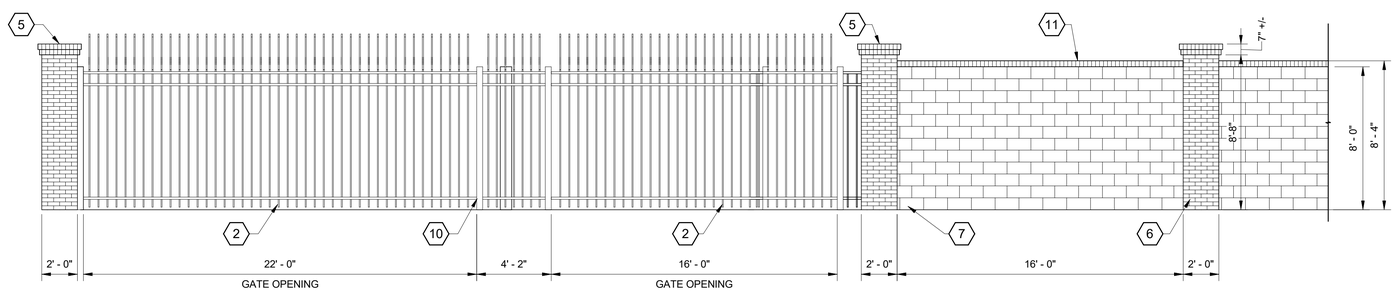

SRP GATE ELEVATION

1/4" = 1'-0"

GENERAL SHEET NOTES

1. SEE CIVIL DRAWINGS FOR SITE WALL AND GATE LOCATIONS.

SHEET KEYNOTES

1. PRIMARY SITE WALL, SEE CIVIL DRAWINGS.
2. MANUAL SWING DOUBLE ACCESS GATE.
3. CONCRETE BLOCK FIRE WALL, SEE STRUCTURAL DRAWINGS.
4. ELECTRICAL EQUIPMENT, SEE ELECTRICAL DRAWINGS, TYPICAL.
5. DOUBLE BRICK COLUMN CAP IN ROWLOCK COURSING, TYPICAL.
6. BRICK VENEER COLUMN, TYPICAL.
7. 12" SMOOTH FACE CONCRETE BLOCK, TYPICAL.
8. CONCRETE EQUIPMENT PAD, SEE STRUCTURAL DRAWINGS, TYPICAL.
9. EGRESS MAN GATE.
10. ALUMINUM FENCE POST, TYPICAL.
11. SINGLE BRICK CAP IN ROWLOCK COURSING, TYPICAL.

4' 2' 0' 4' 8'

1/4" = 1'-0"

NOT FOR CONSTRUCTION

BLACK & VEATCH

Black & Veatch Corporation
Phoenix, Arizona

Call at least two full working days before you begin excavation
ARIZONA 811
Arizona Blue Stake, Inc.
Dial 8-1-1 or 1-800-STAKE-IT (782-5348)
in Maricopa County: (602) 263-1100

FINAL

NOT FOR CONSTRUCTION OR RECORDING

CITY OF MESA
ENGINEERING DEPARTMENT

CENTRAL MESA REUSE PIPELINE - PLANTS
INTERMEDIATE PUMP STATION

ARCHITECTURAL

SRP GATE
PLAN & ELEVATION

DRAWING

A-00-103

DRAWN BY: RML
ENGINEER: GMP
APPROVED BY: RAB

ACTIVITY.
PROJECT NO.: CP0896

SHEET

OF

CATALOG NUMBER:

FILE: BIM 360://411073 - Central Mesa Reuse Pipeline/411073-00-IPS-SITE FENCE DETAIL.rvt

PLOTTED: 2/12/2024 9:28:47 AM

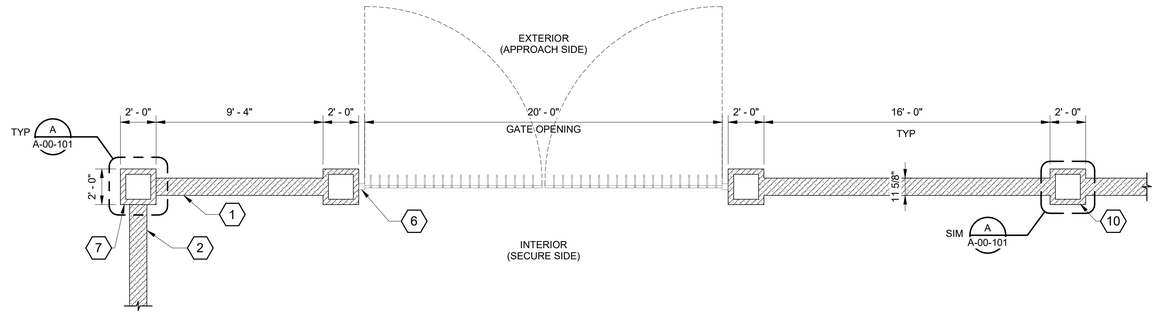

NORTHERN GATE PLAN

1/4" = 1'-0"

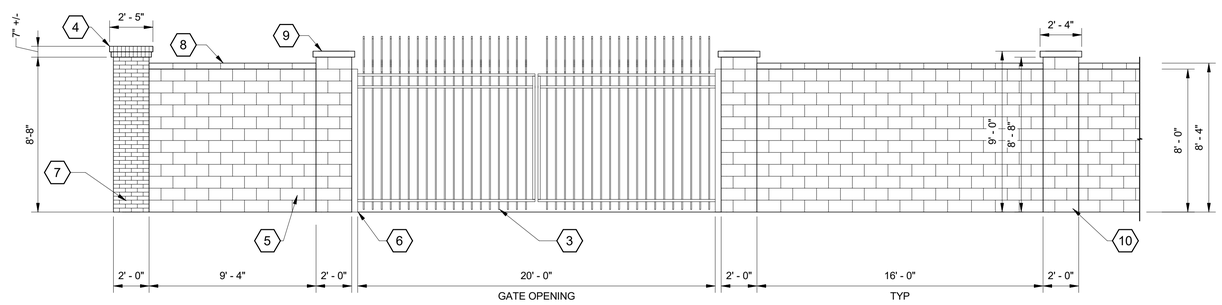

NORTHERN GATE - ELEVATION

1/4" = 1'-0"

GENERAL SHEET NOTES

1. SEE CIVIL DRAWINGS FOR SITE WALL AND GATE LOCATIONS.

SHEET KEYNOTES

1. SECONDARY SITE WALL, SEE CIVIL DRAWINGS.
2. PRIMARY SITE WALL, SEE CIVIL DRAWINGS.
3. MANUAL SWING DOUBLE ACCESS GATE.
4. DOUBLE BRICK COLUMN CAP IN ROWLOCK COURSING, TYPICAL.
5. 12" SMOOTH FACE CONCRETE BLOCK, TYPICAL.
6. ALUMINUM FENCE POST, TYPICAL.
7. BRICK VENEER COLUMN, TYPICAL.
8. SOLID CONCRETE BLOCK CAP, TYPICAL.
9. CONCRETE BLOCK COLUMN CAP COLUMN, TYPICAL.
10. SMOOTH FACE BLOCK VENEER COLUMN, TYPICAL.

4' 2' 0' 4' 8'

1/4" = 1'-0"

NOT FOR CONSTRUCTION

BLACK & VEATCH

Black & Veatch Corporation
Phoenix, Arizona

Call at least two full working days before you begin excavation
ARIZONA 811
Arizona Blue Stake, Inc.
Dial 8-1-1 or 1-800-STAKE-IT (782-5348)
in Maricopa County: (602) 263-1100

FINAL

NOT FOR CONSTRUCTION OR RECORDING

CITY OF MESA
ENGINEERING DEPARTMENT

CENTRAL MESA REUSE PIPELINE - PLANTS
INTERMEDIATE PUMP STATION

ARCHITECTURAL

NORTHERN GATE PLAN & ELEVATION

DRAWING

A-00-104

DRAWN BY: RML
ENGINEER: GMP
APPROVED BY: RAB

ACTIVITY.
PROJECT NO.: CP0896

SHEET

OF

CATALOG NUMBER:

FILE: BIM 360:/411073 - Central Mesa Reuse Pipeline/411073-00-IPS-SITE FENCE DETAIL.rvt

PLOTTED: 2/12/2024 11:34:31 AM

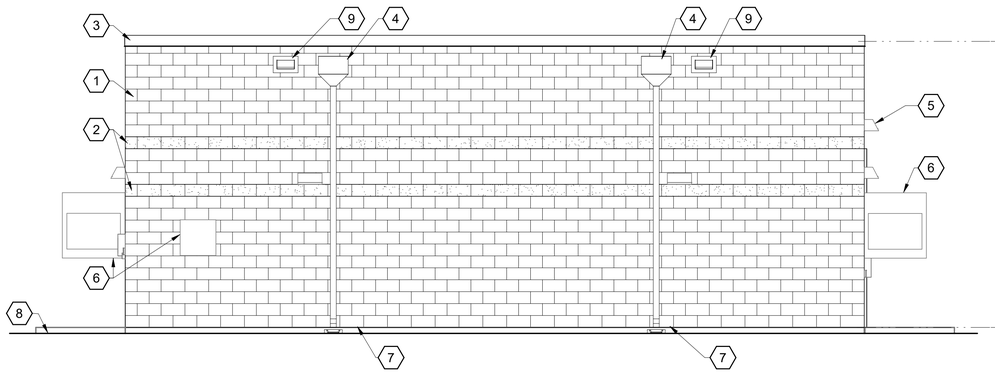

NORTH ELEVATION
1/4" = 1'-0"

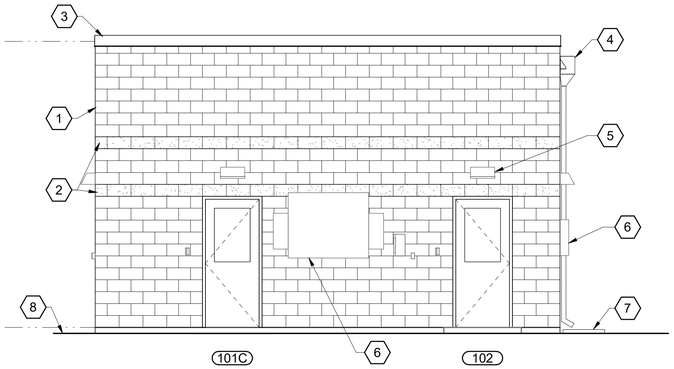

EAST ELEVATION
1/4" = 1'-0"



SOUTH ELEVATION
1/4" = 1'-0"

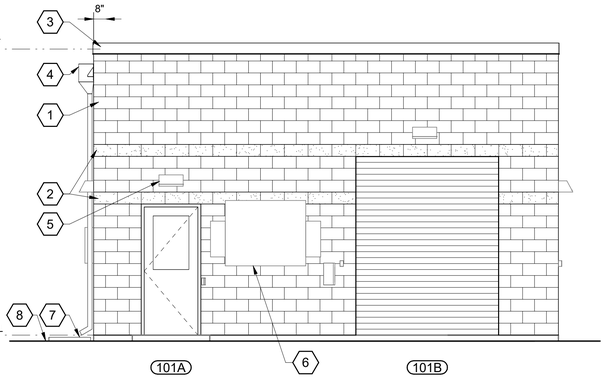

WEST ELEVATION
1/4" = 1'-0"

4' 2' 0' 4' 8'
1/4" = 1'-0"

GENERAL SHEET NOTES

1. FOR ARCHITECTURAL SYMBOL LEGEND, SEE SHEET A-00-106. FOR ARCHITECTURAL ABBREVIATIONS, SEE SHEET A-00-601.

SHEET KEYNOTES

1. 8" SMOOTH FACE CONCRETE BLOCK.
2. 8" SPLIT FACE CONCRETE BLOCK.
3. PREFINISHED METAL COPING.
4. PREFINISHED METAL SCUPPER AND DOWNSPOUT.
5. LIGHT FIXTURE, SEE ELECTRICAL DRAWINGS, TYPICAL..
6. HVAC EQUIPMENT, SEE HVAC DRAWINGS. COORDINATE OPENING SIZE WITH EQUIPMENT PROVIDED.
7. CONCRETE SPLASHBLOCK, TYPICAL.
8. FINISH GRADE, SEE CIVIL DRAWINGS.
9. SECONDARY OVERFLOW SCUPPER WITH EXTENDED DRIP.

NOT FOR CONSTRUCTION

BLACK & VEATCH
Black & Veatch Corporation
Phoenix, Arizona

Call at least two full working days before you begin excavation
ARIZONA BLUE STAKE, INC.
Dial 8-1-1 or 1-800-STAKE-IT (782-5348) in Maricopa County: (602) 263-1100

FINAL

NOT FOR CONSTRUCTION OR RECORDING

CITY OF MESA
ENGINEERING DEPARTMENT

CENTRAL MESA REUSE PIPELINE - PLANTS
INTERMEDIATE PUMP STATION

ARCHITECTURAL
E-HOUSE
BUILDING ELEVATIONS

DRAWING
A-00-201

DRAWN BY: RML
ENGINEER: GMP
APPROVED BY: RAB

ACTIVITY.
PROJECT NO.: CP0896

SHEET
OF

CATALOG NUMBER:

FILE: BIM 360:/411073 - Central Mesa Reuse Pipeline/411073-00-IPS-E HOUSE.rvt

PLOTTED: 2/12/2024 9:36:46 AM

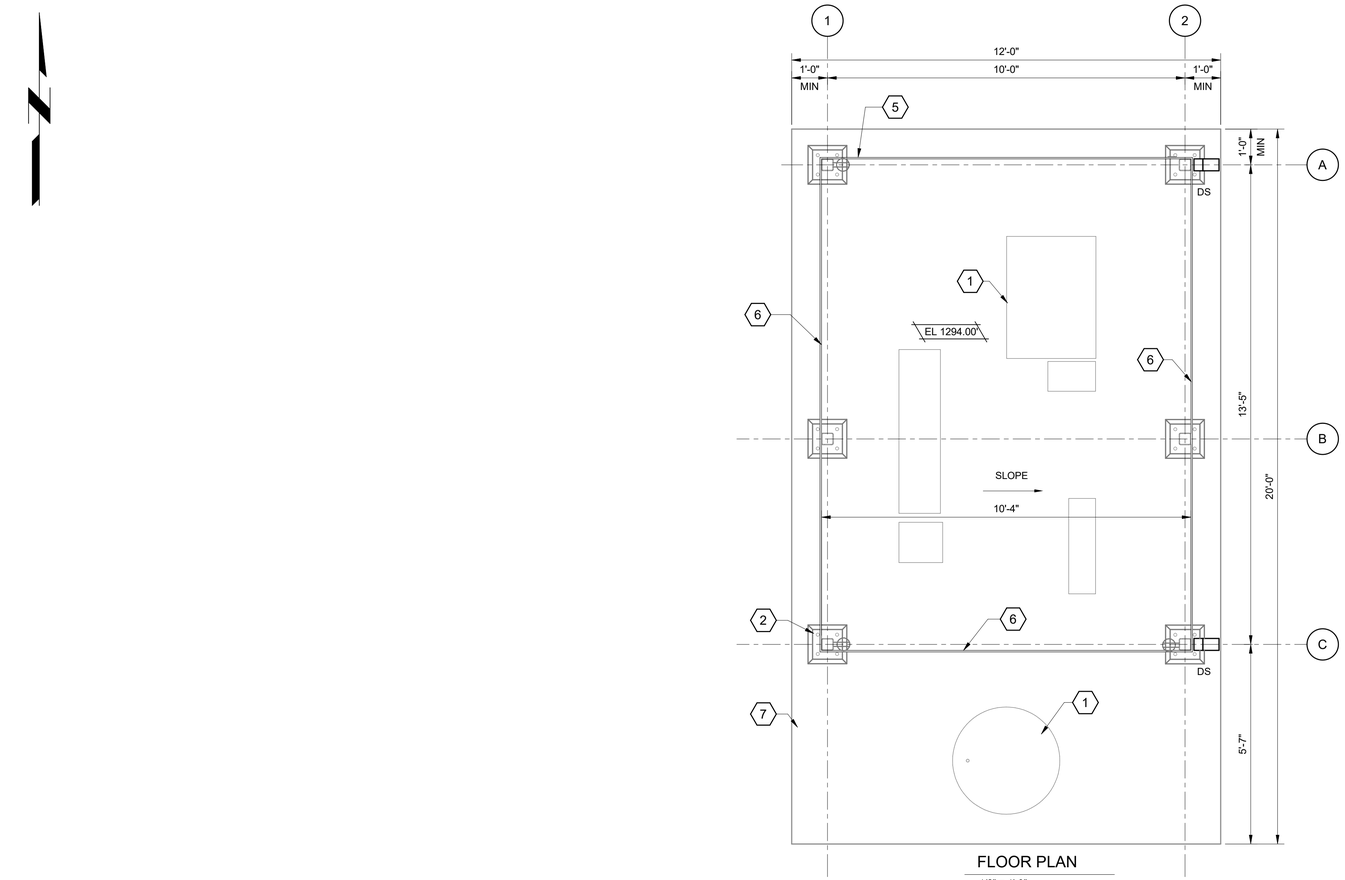

FLOOR PLAN

1/2" = 1'-0"

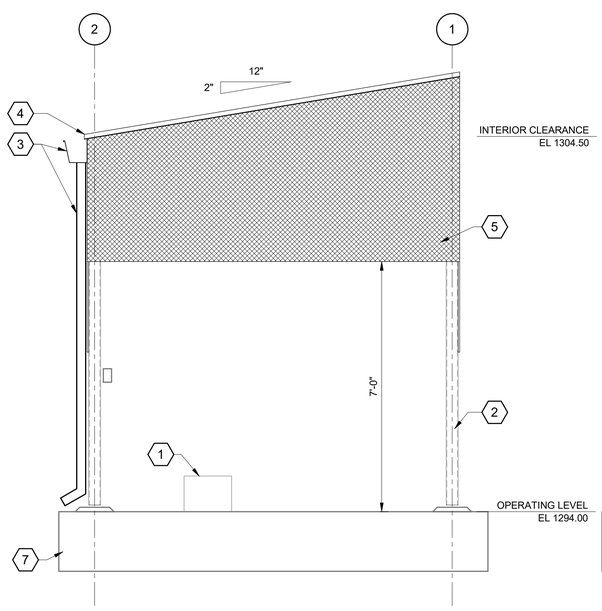

NORTH ELEVATION

1/2" = 1'-0"

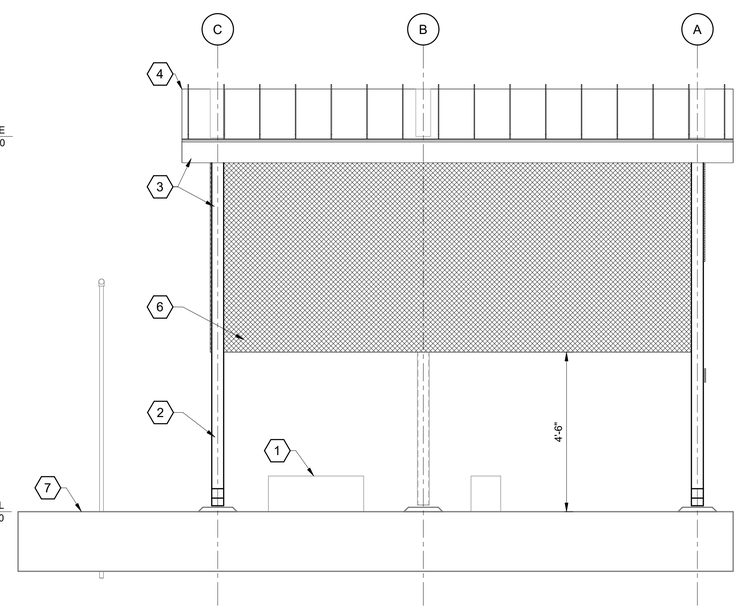

EAST ELEVATION

1/2" = 1'-0"

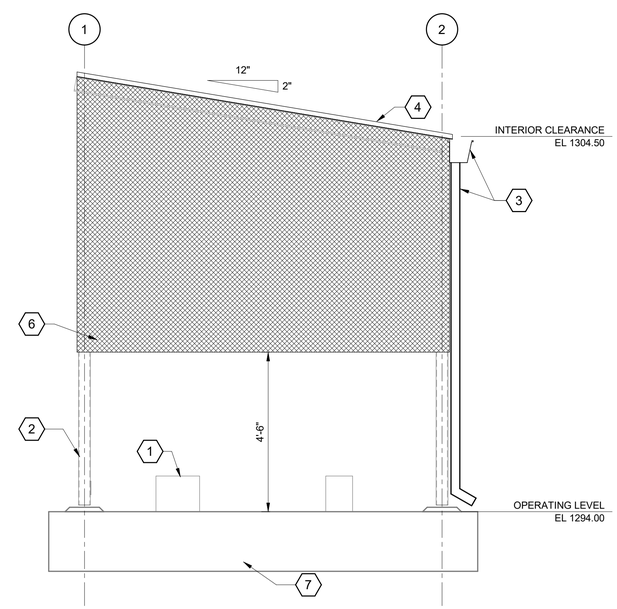

SOUTH ELEVATION

1/2" = 1'-0"

GENERAL SHEET NOTES

SHEET KEYNOTES

1. MECHANICAL EQUIPMENT, SEE MECHANICAL DRAWINGS, TYPICAL.
2. STRUCTURAL FRAMING, SEE STRUCTURAL DRAWINGS, TYPICAL.
3. PREFINISHED METAL GUTTER AND DOWNSPOUTS.
4. PREFINISHED METAL ROOF PANEL SYSTEM (STANDING SEAM).
5. REMOVABLE FABRIC PANEL, ATTACHED TO STRUCTURAL FRAMING PER MANUFACTURER, SEE SPECIFICATION 13 34 20. 7'-0" CLEAR SHALL BE MAINTAINED FROM TOP OF SLAB TO BOTTOM OF FABRIC PANEL.
6. REMOVABLE FABRIC PANELS, ATTACHED TO STRUCTURAL FRAMING PER MANUFACTURER, SEE SPECIFICATION 13 34 20. 4'-6" CLEAR SHALL BE MAINTAINED FROM TOP OF SLAB TO BOTTOM OF FABRIC PANEL.
7. CONCRETE SLAB, SEE STRUCTURAL DRAWINGS.

12" 6" 0' 1' 2' 3' 4' 5'

1/2" = 1'-0"

NOT FOR CONSTRUCTION

BLACK & VEATCH

Black & Veatch Corporation
Phoenix, Arizona

Call at least two full working days before you begin excavation
ARIZONA BLUE STAKE, INC.
Outside Blue Stake, Inc. area
Dial 8-1-1 or 1-800-STAKE-IT (782-5348)
in Maricopa County: (602) 263-1100

FINAL

NOT FOR CONSTRUCTION OR RECORDING

CITY OF MESA
ENGINEERING DEPARTMENT

CENTRAL MESA REUSE PIPELINE - PLANTS
INTERMEDIATE PUMP STATION

ARCHITECTURAL
IPS CANOPY
PLAN & ELEVATIONS

DRAWING
A-00-105

DRAWN BY: RML
ENGINEER: GMP
APPROVED BY: RAB

ACTIVITY.
PROJECT NO.: CP0896

SHEET
OF

CATALOG NUMBER:

FILE: BIM 360://411073 - Central Mesa Reuse Pipeline/411073-00-IPS-SURGE TANK.rvt

PLOTTED: 2/6/2024 6:23:20 AM