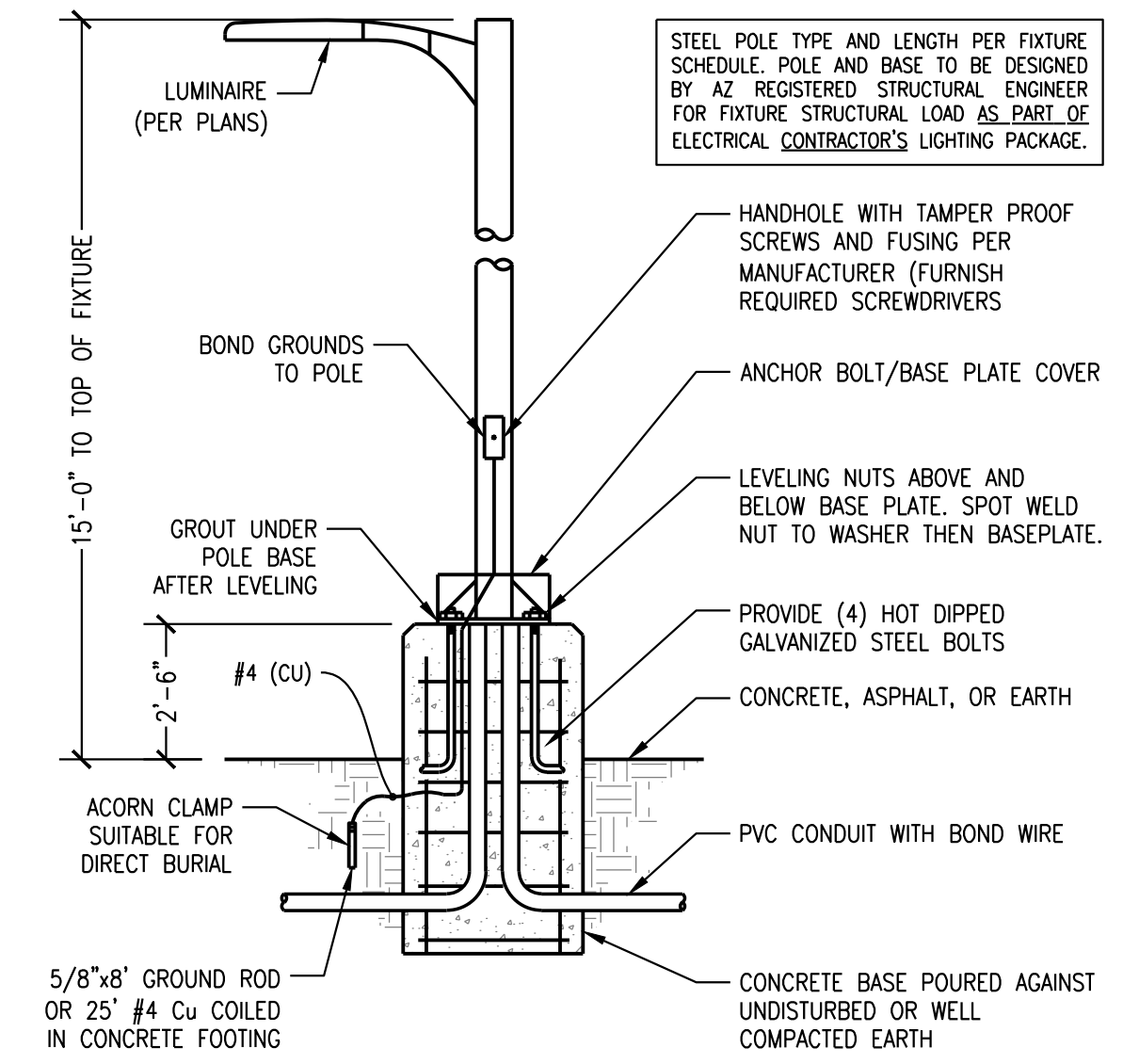
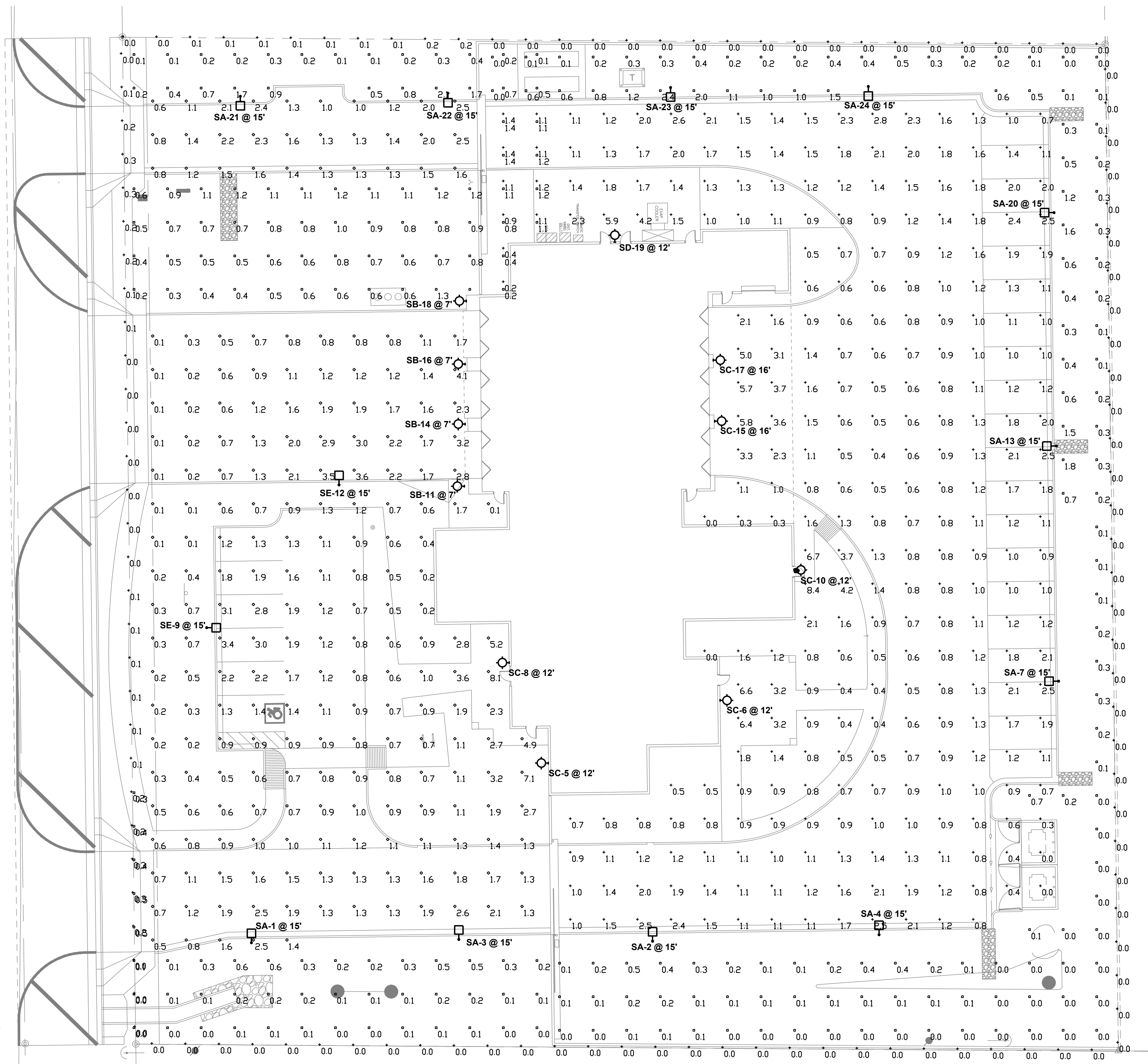


These drawings are instruments of service and are the property of Howard Perlman, AIA. Howard Perlman expressly reserves its common law copyright and other property rights in these plans. These plans are not to be reproduced, changed or copied in any form or manner whatsoever, nor are they to be assigned to any third party, without first obtaining the expressed written permission and consent of Howard Perlman, AIA. Written dimensions on these drawings shall have precedence over scaled dimensions.
© COPYRIGHT 2022, HOWARD PERLMAN, AIA.

Rev.	Date	By	Description



TYPICAL POLE BASE DETAIL
SCALE: N.T.S.

No.	Label	Location		MH	Orientation
		X	Y		
18	SB	97.03	221.28	7.00	270.00
16	SB	97.03	202.41	7.00	270.00
14	SB	97.03	184.46	7.00	270.00
11	SB	97.03	166.15	7.00	270.00
8	SC	110.23	113.37	12.00	270.00
5	SC	122.22	83.43	12.00	270.00
10	SC	196.58	140.84	12.00	90.00
6	SC	174.59	102.21	12.00	90.00
19	SD	142.72	239.53	12.00	0.00
9	SE	21.45	123.88	15.00	90.00
12	SE	60.79	166.44	15.00	0.00
21	SA	31.43	282.20	15.00	180.00
22	SA	93.27	283.13	15.00	180.00
23	SA	159.63	284.75	15.00	180.00
24	SA	218.45	285.06	15.00	180.00
13	SA	274.51	177.94	15.00	270.00
7	SA	275.17	107.91	15.00	270.00
20	SA	273.83	247.44	15.00	270.00
4	SA	221.66	32.34	15.00	0.00
2	SA	154.20	30.37	15.00	0.00
1	SA	34.74	30.00	15.00	0.00
3	SA	96.52	31.91	15.00	0.00
17	SC	172.48	203.54	16.00	90.00
15	SC	172.69	185.47	16.00	90.00

Description	Symbol	Avg	Max	Min	Max/Min	Avg/Min
backhouse - retention	□	0.3 Fc	2.4 Fc	0.0 Fc	N/A	N/A
backhouse-parking	+	1.4 Fc	8.4 Fc	0.0 Fc	N/A	N/A
front-drives	◇	1.3 Fc	8.1 Fc	0.1 Fc	81.01	13.01
front-retention	□	0.5 Fc	2.1 Fc	0.0 Fc	N/A	N/A
Property Line @ 3'-0" AFF	□	0.0 Fc	0.3 Fc	0.0 Fc	N/A	N/A

PHOTOMETRIC PLAN
SCALE: 1" = 20'-0"

Project: **CITY OF MESA FIRE AND MEDICAL STATION NO. 224**
80th St. and Elliot
Owner: **CITY OF MESA**
20 E. MAIN STE 650
Mesa, AZ 85211

Drawn/Checked: **JD / JR**

Date: **04/15/24**

Project Number: **323012 / COM C10128**

Sheet Number: **PH1**

AKRIBIS
MECHANICAL • PLUMBING • ELECTRICAL
ENGINEERING, L.L.C.
3231 SOUTH COUNTRY CLUB WAY, STE. 102 TEMPE, ARIZONA 85282
P: (602) 393-0201 F: (602) 393-0202
DRAWN BY: WS CHECKED BY: SM JOB NUMBER: 24048
FOR QUESTIONS PLEASE CALL: WILLIAM SHORY




These drawings are instruments of service and are the property of Howard Perlman, AIA. Howard Perlman expressly reserves its common law copyright and other property rights in these plans. These plans are not to be reproduced, changed or copied in any form or manner whatsoever, nor are they to be assigned to any third party, without first obtaining the expressed written permission and consent of Howard Perlman, AIA. Written dimensions on these drawings shall have precedence over scaled dimensions.
© COPYRIGHT 2022, HOWARD PERLMAN, AIA.

Rev.	Date	By	Description

CITY OF MESA FIRE AND MEDICAL STATION NO. 224
 80th St. and Elliot
 CITY OF MESA
 20 E. MAIN STE 650
 Mesa, AZ 85211

Project
 Drawn/Checked
 JD / JR
 Date
 04/15/24
 Project Number
 323012 / COM C10128
 Sheet Number
 PHOTOMETRIC DETAILS
 Owner
 PH2

FIXTURE SC



WST LED
Architectural Wall Sconce

Specifications

Luminaire

Height: 8-1/2" (21.57 cm)
Width: 17" (43.18 cm)
Depth: 10-3/16" (25.9 cm)
Weight: 20 lbs (9.1 kg)

Introduction

The WST LED is designed with the specifier in mind. The traditional, trapezoidal shape offers a soft, non-polluted light source for end-user visual comfort. For emergency egress lighting, the WST LED offers six battery options, including remote. For additional code compliance and energy savings, there is also a Bi-level motion sensor option. With so many standard and optional features, three lumen packages, and high LPW, the WST LED is your "go to" luminaire for most any application.

Ordering information

EXAMPLE: WST LED P1 40K VF MVOLT DDBTXD

WST LED	Performance Package	Color Temperature	Distribution	Voltage	Mounting
P1	1,500 Lumen package	27K 2700K	VF Visual comfort forward throw	MVOLT 120	277'
P2	3,000 Lumen package	30K 3000K	VW Visual comfort wide	200'	347'
P3	6,000 Lumen package	40K 4000K		240'	480'

Shipped included: Blank, Surface mounting bracket

Shipped separately: RBW Premium surface-mounted back box¹, RBW Surface-mounted back box²

Options

NEMIR2 PIR All-in-1 A81 Wireless enabled motion/ambient sensor for 8'-15' mounting heights^{1,2,3}

NEMIR2 PIRH All-in-1 A81 Wireless enabled motion/ambient sensor for 15'-30' mounting heights^{1,2,3}

PE Photoelectric cell, button type⁴

PER NEMA twist-lock receptacle only (controls ordered separately)⁵

PERS Five-wire receptacle only (controls ordered separately)⁵

PIR Motion/Ambient Light Sensor, 8'-15' mounting height^{1,2}

PIR1FCV Motion/Ambient Light Sensor, 8'-15' mounting height, ambient sensor enabled at 16'^{1,2}

PIR1H Motion/Ambient Light Sensor, 15'-30' mounting height^{1,2}

PIR1HFCV Motion/Ambient Light Sensor, 15'-30' mounting height, ambient sensor enabled at 16'^{1,2}

SF Single face (130, 277, 347)⁶

DF Double face (208, 240, 480)⁶

DS Dual switching⁷

DMG 0-10V dimming extend out back of housing for external control (control ordered separately)⁸

E7WH Emergency battery backup, Non-CEC compliant (7W)⁹

Finish (optional)

DDBD Dark bronze

DBLD Black

DNAK Natural Aluminum

DWHD White

DSXD Sandstone

DDTD Textured dark bronze

DBTD Textured black

DNATD Textured natural aluminum

DWHTD Textured white

DSSTD Textured sandstone


Shipped separately

RBW Retrofit back plate¹

VC Visual guard²

WC Wire guard³

See Accessories and Notes on next page.



COMMERCIAL OUTDOOR

One Lithonia Way • Cary, Georgia 30012 • Phone: 800-705-SERV (7378) • www.lithonia.com

© 2011-2023 Acuity Brands Lighting, Inc. All rights reserved.

WSTLED Rev. 01/19/23

FIXTURE SB


Project:

Location:

Fixture Type:

Catalog Number:

AVAILABLE FINISHES:



Skyscraper

WS-W68612

PRODUCT DESCRIPTION


With a subtle influence of Art Deco, Skyscraper makes the old new again with modern materials and ultra-advanced technology. Peerless LEDs inside provide the finest, longest and most energy-efficient illumination possible. And Skyscraper's not just for the Chrysler Building—this prized sconce shines outside hotels, residences and restaurants too.

FEATURES

- 277V option available for special order.
- A-CEC dimmerless technology
- SS Finish features 316 stainless steel hardware; BZ and BK finish features aluminum hardware
- F1-rated acrylic.
- Built in color temperature adjustability. Switch from 2700K/3000K/3500K
- 0-10V dimming option available (special order), unit dimensions: 3.4" x 1.2" x 0.5" (model#LDS065M0104FE-LO1)
- Option to pre-select color temperature or adjust in the field

REPLACEMENT PARTS

RPL-GLA-68612-02 - Inner Glass
 RPL-GLA-68612 - Outer Acrylic Shade



WS-W68612

Model & Size

Model & Size	Color Temp	Finish	LED Watts	LED Lumens	Delivered Lumens
WS-W68612 12"	2700K	BK Black	12.3W	872	498
	2700K	BZ Bronze	12.3W	872	498
	2700K	SS Stainless Steel	12.3W	872	498
	3500K	BK Black	12.3W	872	498
	3500K	BZ Bronze	12.3W	872	498
	3500K	SS Stainless Steel	12.3W	872	498

MODERN FORMS

ModernForms.com | Phone: (866) 810-6615 | Fax: (800) 526-2585
 Central Distribution Center: 1600 Distribution Ct, Lithia Springs, GA 30122
 Western Distribution Center: 1900 Archibald Avenue, Ontario, CA 91760

FIXTURE SA

D-Series Size 0
LED Area Luminaire

d-series

Specifications

EPA: 0.44 ft² (0.04 m²)
Length: 26.18" (66.3 cm)
Width: 14.06" (35.7 cm)
Height H1: 2.26" (5.7 cm)
Height H2: 7.46" (18.9 cm)
Weight: 23 lbs (10.4 kg)

Introduction

The modern styling of the D-Series features a highly refined aesthetic that blends seamlessly with its environment. The D-Series offers the benefits of the latest in LED technology into a high performance, high efficacy, long-life luminaire.

The photometric performance results in sites with excellent uniformity, greater pole spacing and lower power density. D-Series outstanding photometry aids in reducing the number of poles required in area lighting applications, with typical energy savings of 70% and expected service life of over 100,000 hours.

Ordering Information

EXAMPLE: DSX0 LED P6 40K 70CRI T3M MVOLT SPA NLTAIR2 PIRNH DDBDXD

Series	LEDs	Color Temperature	Color Rendering Index	Distribution	Mounting	Voltage	Shipped included
DSX0 LED	P1 P5	30K 3000K	70CRI	AFR Automotive front row	TSM Type V medium	MVOLT (120V-277V) ¹	SPA Square pole mounting (8" drilling, 3.5" min. SD pole)
	P2 P6	40K 4000K	70CRI	T15 Type I short	TSW Type V wide	XVOLT (277V-480V) ¹	RPA Round pole mounting (8" drilling, 3" min. RD pole)
	P3 P7	50K 5000K	70CRI	T3M Type II medium	BC3 Type IV backlight control ²	120 v, n, s	SPAS Square pole mounting (5" drilling, 3" min. SD pole)
PIR1*	P12*	27K 2700K	80CRI	T3LG Type II low glare ³	BLC4 Type IV backlight control ²	240 v, n, s	RPAS Round pole mounting (5" drilling, 3" min. SD pole)
	P13*	35K 3500K	80CRI	T4M Type III medium	LECO Left corner cast ⁴	347 v, n, s	SPAN Square arm pole mounting (6" drilling, 3" min. SD pole)
	P14*	30K 3000K	80CRI	T4M Type III medium	RCCO Right corner cast ⁴	480 v, n, s	WBA Wall bracket ⁵
PER	P15*	30K 3000K	80CRI	T4M Type III medium			MA Mast arm adapter (mounts on 2.38" OD horizontal sensor)
	P16*	40K 4000K	80CRI				
	P17*	50K 5000K	80CRI				

Control options

Shipped installed

NLTAIR2 PIRNH All-in-1 All-in-1 with 8-level motion/ambient sensor, 8-40' mounting height, ambient sensor enabled at 26'-15'-11"^{1,2}

PIR High/Low motion/ambient sensor, 8-40' mounting height, ambient sensor enabled at 26'-15'-11"^{1,2}

PER NEMA twist-lock receptacle only (controls ordered separately)⁵

PERS Five-wire receptacle only (controls ordered separately)⁵

Other options

PER7 Seven-pin receptacle only (controls ordered separately)⁵

FAO Field adjustable output^{1,3,9}

BL30 Bi-level switched dimming, 50%^{1,3}

BL50 Bi-level switched dimming, 50%^{1,3}

DMG 0-10V dimming wires pulled outside fixture (for use with an external control, ordered separately)⁸

Shipped installed

HS House-side shield (black finish standard)⁶

LWS Left-wired optics⁷

R90 Right-wired optics⁷

CEC Cestac Construction⁷

HA 50°C ambient operation⁷

BAA Bay American Act Compliant

SF Single face (120, 277, 347)⁶

DF Double face (208, 240, 480)⁶

Shipped separately

EGSR External Glass Shield (reversible, field install required, matches housing finish)

BSDB Bird Spikes (field install required)

Finish (optional)

DDBD Dark bronze

DBLD Black

DNAK Natural Aluminum


DWHD White

DBTD Textured dark bronze

DBLKD Textured black

DNATD Textured natural aluminum

DWHTD Textured white



COMMERCIAL OUTDOOR

One Lithonia Way • Cary, Georgia 30012 • Phone: 1-800-705-SERV (7378) • www.lithonia.com

© 2011-2023 Acuity Brands Lighting, Inc. All rights reserved.

DSX0-LED Rev. 10/30/23 Page 1 of 9

Symbol	Label	Quantity	Manufacturer	Catalog Number	Description	Number Lamps	Lumens Per Lamp	Light Loss Factor	Wattage
SA	SA	11	Lithonia Lighting	DSX0 LED P2 40K 80CRI T3M HS	D-Series Size 0 Area Luminaire P2 Performance Package 4000K CCT 80 CRI Forward Throw Houseside Shield	1	4860	0.95	4514
SB	SB	4	MODERN FORMS	WS-W68618-SS A010416	WALL MOUNTED	1	772	0.95	18.9
SC	SC	6	Lithonia Lighting	WST LED P2 40K VF MVDLT - VISUAL FORWARD	WST LED, Performance package 2, 4000K, visual comfort forward throw, MVDLT		3469	0.95	25
SD	SD	1	Lithonia Lighting	WST LED P1 40K VV MVDLT	WST LED, Performance package 1, visual comfort wide, MVDLT		1659	0.95	12
SE	SE	2	Lithonia Lighting	DSX0 LED P3 40K 80CRI T3M HS	D-Series Size 0 Area Luminaire P3 Performance Package 4000K CCT 80 CRI Forward Throw Houseside Shield	1	6916	0.95	68.95