

PROJECT LOCATION

NORTH WEST COR., SEC. 19
FD. 3" MCHD BCHH

NORTH QUARTER COR., SEC. 19
FD. 2" AC ON REBAR

NUNNELY ROAD

WEST QUARTER COR., SEC. 19
FD. 3" TOG BCHH

1 REFERENCE SITE PLAN
1" = 80'-0"

CITY OF MESA GENERAL NOTES:

COMPLY WITH ALL PROVISIONS AND REQUIREMENTS OF MESA BUILDING CODE (MBC) CHAPTER 33 - SAFEGUARDS DURING CONSTRUCTION, MESA FIRE CODE (MFC) CHAPTER 33 - FIRE SAFETY DURING CONSTRUCTION AND DEMOLITION, AND NFPA 241 FOR ITEMS NOT SPECIFICALLY ADDRESSED BY MFC CHAPTER 33."

"FIRE APPARATUS ACCESS ROADS ARE ESSENTIAL DURING CONSTRUCTION TO ALLOW EMERGENCY RESPONSE TO THE SITE FOR BOTH FIRE AND MEDICAL EMERGENCIES. ACCESS ROADS SHALL BE IN PLACE PRIOR TO THE START OF VERTICAL CONSTRUCTION. IT IS IMPORTANT TO DEVELOP ACCESS ROADS AT AN EARLY STAGE OF CONSTRUCTION TO ALLOW FOR FIRE DEPARTMENT ACCESS TO THE SITE IN THE CASE OF FIRE OR INJURY."

B. REQUIRED FIRE APPARATUS ACCESS ROAD SHALL COMPLY WITH MESA FIRE AND MEDICAL DEPARTMENT STANDARD DETAIL FPD 3310.1. THE ACCESS ROAD SHALL BE A MINIMUM OF 20 FEET WIDE OF ALL-WEATHER DRIVING SURFACE, GRADED TO DRAIN STANDING WATER AND ENGINEERED TO BEAR THE IMPOSED LOADS OF FIRE APPARATUS (78,000 LBS. / 24,000 LBS. FRONT AXLE, 54,000 LBS. REAR AXLE) WHEN ROADS ARE WET. AND/OR ANY LOCATION ON THE JOBSITE WHERE ANY PERSON(S) SHALL BE WORKING FOR A MINIMUM OF FOUR (4) CONTINUOUS HOURS IN ANY DAY. A CLEARLY VISIBLE SIGN MARKED "FIRE DEPARTMENT ACCESS", IN RED LETTERS, SHALL BE PROVIDED AT THE ENTRY TO THE ACCESS ROAD. ALL OPEN TRENCHES SHALL HAVE STEEL PLATES CAPABLE OF MAINTAINING THE INTEGRITY OF THE ACCESS ROAD DESIGN WHEN THESE TRENCHES CROSS AN ACCESS ROAD. THESE ACCESS ROADS MAY BE TEMPORARY OR PERMANENT. THIS POLICY APPLIES ONLY DURING CONSTRUCTION AND/OR DEMOLITION. PERMANENT ACCESS PER THE MFC SHALL BE IN PLACE PRIOR TO ANY FINAL INSPECTION OR CERTIFICATE OF OCCUPANCY."

C. "WATER SUPPLY FOR FIRE PROTECTION. AN APPROVED WATER SUPPLY FOR CONSTRUCTION SITE SHALL MEET THE REQUIREMENTS OF MFC APPENDIX CHAPTERS B AND C. THE MINIMUM FIRE FLOW REQUIREMENT WHEN CONTRACTOR OR DEVELOPER BRINGS COMBUSTIBLE MATERIALS ON SITE IS 1,500 GPM AT 20 PSI. AT LEAST ONE FIRE HYDRANT SHALL BE WITHIN 500 FEET OF ANY COMBUSTIBLE MATERIAL AND CAPABLE OF DELIVERING THE MINIMUM FIRE FLOW REQUIREMENT. THIS HYDRANT OR HYDRANTS MAY BE EITHER TEMPORARY OR PERMANENT AS THE PROJECT SCHEDULE PERMITS. IN ADDITION, THERE ARE TIMES WHEN HYDRANTS AND VALVES MUST BE CLOSED TEMPORARILY FOR REPAIR WORK OR CONSTRUCTION OF THE WATER SYSTEM. THE DEVELOPER/CONTRACTOR IS RESPONSIBLE FOR ENSURING THAT THE WATER SUPPLY IS ALWAYS AVAILABLE. WHEN THE WORK IS COMPLETE, DEVELOPER/CONTRACTOR SHALL MAKE SURE THAT THE FIRE HYDRANTS ARE ACTIVE, AND THE VALVES ARE OPEN."

MENDIL+MEYER
DESIGN STUDIO

15035 N. 73RD STREET, BUILDING D,
SCOTTSDALE, AZ 85260

480.389.2939 | info@mandmds.com | mandmds.com

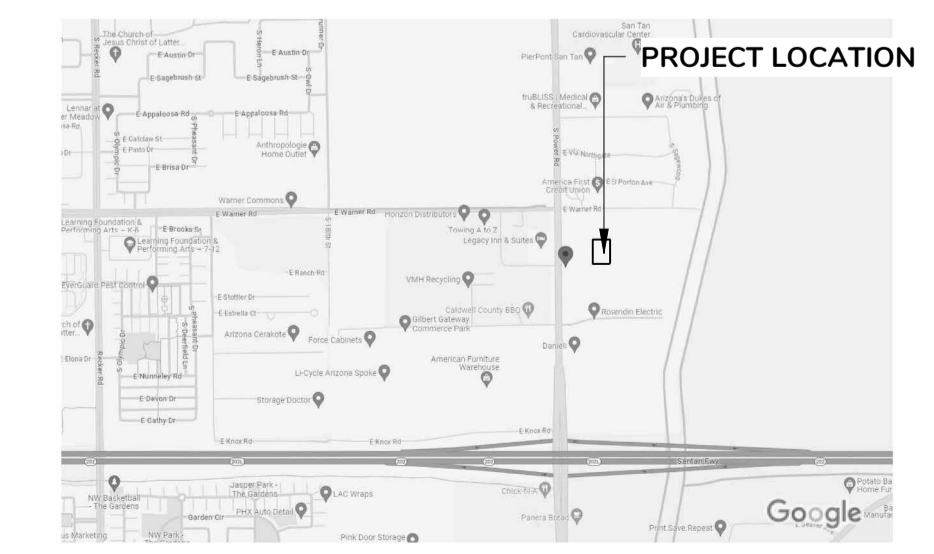
NOT FOR CONSTRUCTION

No.	Description	Date
-----	-------------	------

Project
Cannon Beach Hotel

4503 S Power Rd Gilbert, AZ 85296

REFERENCE SITE PLAN

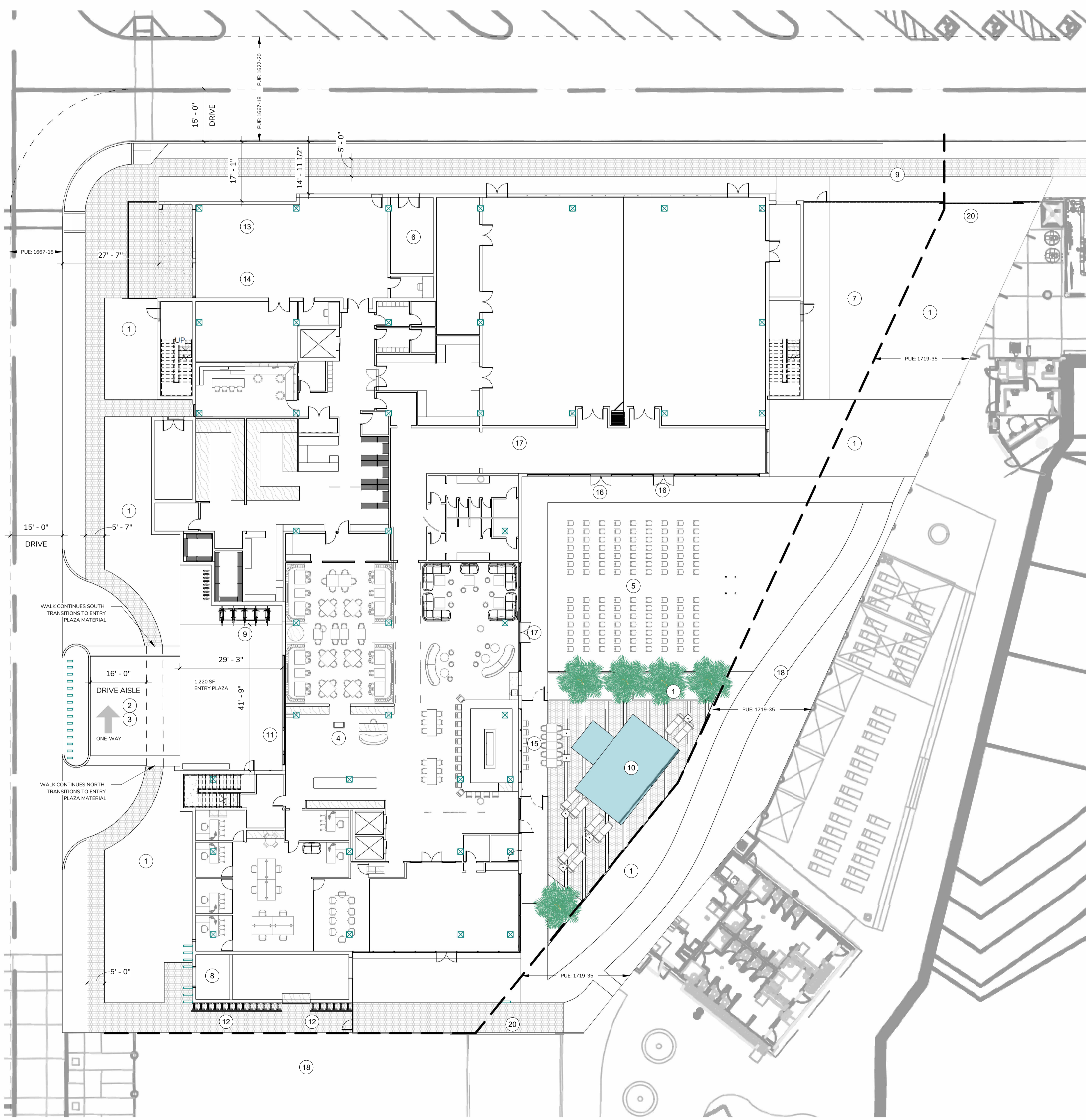


VICINITY MAP

Project Number	2023_01
Date	3/13/2026
Drawn By	RS
Checked By	BDM

SD0.01

Scale 1" = 80'-0"



ACCOMMODATION DATA:

GROUND FLOOR
 PORTE-COCHERE:
 RECEPTION:
 LOBBY LOUNGE:
 LOBBY BAR & CAFE:
 FITNESS ROOM:
 RESTAURANT:
 PRE-FUNCTION AREA:
 5,000 SF BALLROOM:
 EVENT LAWN:
 POOL:
 BOH OFFICES:
 EMPLOYEE AREA:
 LOADING DOCK:
 TWO LINE KITCHEN:
 SURFBOARD STORAGE ROOM:

2ND FLOOR
 2 X KING FAMILY SUITES + SLEEPER SOFA:
 1 X KING SUITE:
 19 X DOUBLE ROOMS:
 15 X KING ROOMS:
 HOUSEKEEPING:
 ICE & VENDING:

3RD FLOOR
 2 X KING FAMILY SUITES + SLEEPER SOFA:
 1 X KING SUITE:
 19 X DOUBLE ROOMS:
 15 X KING ROOMS:
 HOUSEKEEPING:
 ICE & VENDING:

4TH FLOOR
 1 X KING FAMILY SUITE + SLEEPER SOFA:
 1 X OWNERS SUITE + SLEEPER SOFA:
 1 X KING SUITE:
 19 X DOUBLE ROOMS:
 15 X KING ROOMS:
 HOUSEKEEPING:
 ICE & VENDING:

5TH FLOOR
 1 X KING FAMILY SUITE + SLEEPER SOFA:
 17 X DOUBLE ROOMS:
 14 X KING ROOMS:
 HOUSEKEEPING:
 ICE & VENDING:
 EVENT DECK:
 HOT TUB
 EVENTBAR:
 PREP & STORAGE:

GUEST ROOMS:
 6 X KING FAMILY SUITES:
 3 X KING SUITES:
 1 X KING OWNERS SUITE:
 59 X KING ROOMS:
 74 X DOUBLE ROOMS:

TOTAL GUEST ROOMS: 143 ROOMS

BUILDING AREA
 1ST FLOOR PLATE: 25,502 SF
 2ND FLOOR PLATE: 21,138 SF
 3RD FLOOR PLATE: 21,138 SF
 4TH FLOOR PLATE: 21,138 SF
 5TH FLOOR PLATE: 21,082 SF
5-STORIES: +/- 109,998 SF

BUILDING HEIGHT
 ROOF: 61' - 0"
 T.O. MECHANICAL PENTHOUSE: 71' - 0" (65' MAX ALLOWED - SPECIAL USE PERMIT REQUEST FOR UP TO 75' MAX FOR PENTHOUSE ONLY, ROOF OF BUILDING TO COMPLY WITH 65'-0" MAX HEIGHT)

SITE DATA
 APN: 304-30-956

LOT AREA: 57,648 SF (+/- 1.32 ACRE)

BUILDING AREA: +/- 25,502 SF
 PORTE COCHERE (COVERED ROOF AREA): 1,300 SF
 HARDSCAPE: +/- 9,467 SF
 TOTAL COVERAGE = 36,269 SF / 57,648 SF (63%)

ZONE: GC AF-PAD-CUP

KEYED NOTES

1. LANDSCAPE AREA
2. DRIVE AISLE
3. PORTE-COCHERE
4. RESTAURANT ENTRY
5. EVENT LAWN
6. SES ELECTRICAL
7. LOCATION FOR PAD-MOUNTED TRANSFORMER
8. FIRE RISER
9. BIKE RACK
10. POOL + HOT TUB
11. MAIN HOTEL ENTRY
12. SURFBOARD LOCKERS
13. LOADING DOCK
14. COMPACTOR
15. COVERED DINING PATIO
16. ENTRY TO PRE-FUNCTION
17. ENTRY POINT TO HOTEL
18. MAIN BOARDWALK
19. WATER FEATURE
20. FENCE WITH ROLLING GATE

MENDIL+MEYER
 DESIGN STUDIO

15035 N. 73RD STREET, BUILDING D,
 SCOTTSDALE, AZ 85260
 480.389.2939 | info@mandmds.com | mandmds.com

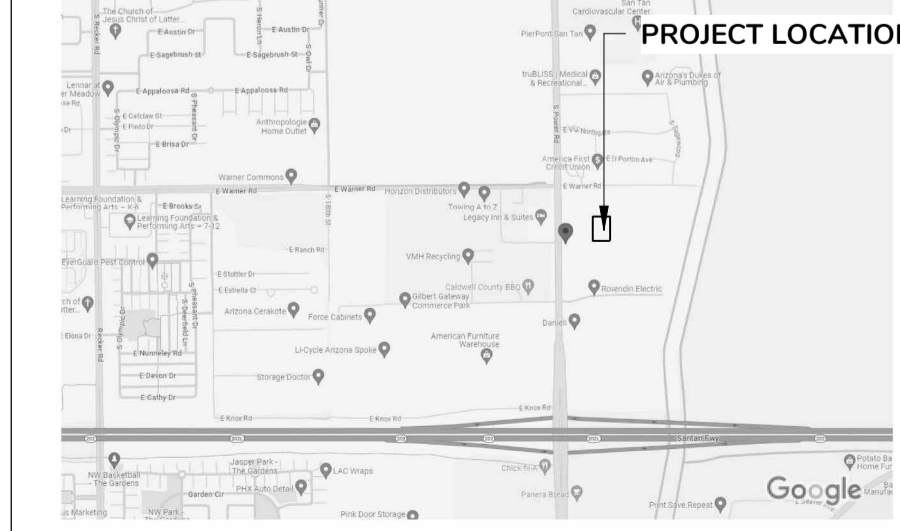
NOT FOR CONSTRUCTION

No.	Description	Date
-----	-------------	------

Project
Cannon Beach Hotel

4503 S Power Rd Gilbert, AZ 85296

ARCHITECTURAL SITE PLAN



VICINITY MAP

Project Number	2023_01
Date	4/27/2026
Drawn By	RS
Checked By	BDM

SD0.02

Scale As indicated

1 ARCHITECTURAL SITE PLAN
 1/16" = 1'-0"