



COUNCIL STRATEGIC PLANNING MINUTES

February 15, 2024

The City Council of the City of Mesa met in a Strategic Planning Session at The Post, 26 North Macdonald, on February 15, 2024, at 8:00 a.m.

COUNCIL PRESENT

John Giles
Francisco Heredia
Jennifer Duff
Mark Freeman
Alicia Goforth
Scott Somers
Julie Spilsbury

COUNCIL ABSENT

None

OFFICERS PRESENT

Christopher Brady
Holly Moseley
Jim Smith

1. Mayor's welcome.

Mayor Giles conducted a roll call.

Mayor Giles encouraged the Councilmembers to keep in mind that the discussions in this meeting should be about the city as a whole and not individual districts. He said that this is a unique opportunity to work together to come up with a list of priorities that will benefit everyone.

2. Hear a presentation and discuss Law and Ethics:

2-a. Legal and ethical issues, including open meeting law, conflict of interests, use of staff and resources, and election issues.

City Attorney Jim Smith displayed a PowerPoint presentation. **(See Attachment 1)**

Mr. Smith provided an overview of the Open Meeting Law and highlighted the meeting agenda language requirements, pointing out the importance of adhering to the meeting agenda that had been posted for the public to view and to conduct the meeting openly to ensure transparency. He reviewed the posting requirements and exceptions for social events, using the example of a ribbon cutting. He added that posting a notice does not allow for the discussion of City business at the event. (See Pages 2 through 3 of Attachment 1)

In response to a question from Councilmember Duff, Mr. Smith confirmed that simply saying hello at an advisory board meeting would be allowed; however, speaking on a matter of business would be discouraged.

Mr. Smith reported that the City Attorney's Office will be providing ongoing training for the District Coordinators which will include the Open Meeting Law, gifts, and conflicts of interest. He emphasized that each time a conflict is declared, the Public Officer Disclosure form must be completed and submitted to the Clerk's office. (See Pages 4 and 5 of Attachment 1)

Additional discussion ensued about possible conflict of interest situations.

Mr. Smith reiterated that using City resources for election purposes is prohibited and provided examples that included computers, telephones, staff members, and even City-owned buildings. He discouraged District Coordinators from attending any functions where candidates will be discussing campaigns, whether for Mesa elections or any election or campaign. He stressed that it is acceptable to use personal resources during personal time for election-related activities. He reminded the Councilmembers to be conscious of the types of events they are attending so they are sure to act and speak accordingly. (See Pages 6 and 7 of Attachment 1)

Additional discussion ensued about different scenarios that may be considered a violation of the resources law.

Mr. Smith reported that new guidelines and an amended ethics handbook will be presented in the coming months. He highlighted an updated section, noting that six-months before the election communication and conduct may be seen as influencing an election and to take extra precaution during that time. (See Page 8 of Attachment 1)

Mayor Giles thanked staff for the presentation.

3. Hear a presentation, discuss, and provide direction on the Strategic Planning Session Purpose and Agenda:

3-a. City Manager's Overview: Hear a presentation, discuss, and provide direction on the purpose of the City Council annual Strategic Planning Session, an introduction about key projects planned in 2024 within a context of broader economic challenges, and an overview of the day's agenda.

City Manager Christopher Brady displayed a PowerPoint presentation on the City of Mesa 2024 Strategic Plan. **(See Attachment 2)**

Mr. Brady provided the meeting agenda and gave a brief overview of the 2023 Strategic Priorities. He highlighted 'The Mesa Way' slogan, which embodies the City values of Knowledge, Respect, and Integrity. He gave each Councilmember a City coin, which is a token given to staff members in recognition for going above and beyond to deliver City services. (See Pages 2 through 4 of Attachment 2)

Mr. Brady reported that City staff has been consistently engaging with the Community about many topics, especially about planning for the future. He described the profile of the average person living in Mesa, based on the data received during the community outreach which included demographics such as age, income, distance of their commute to work, and community and social concerns. He said this effort assisted in building a vision statement that is included in the General Plan document. (See Pages 5 through 8 of Attachment 2)

Mayor Giles thanked staff for the presentation.

4. Hear a presentation, discuss, and receive an update on the City Council Strategic Priorities:

4-a. City Council Strategic Priorities, including the strategic priorities and related projects/accomplishments.

Mr. Brady commented that staff will be providing presentations about each of the accomplishments that were associated with the 2023 Strategic Priorities. **(See Attachment 3)**

Assistant City Manager Scott Butler highlighted the Strategic Priority of Community Health and Safety, acknowledging its investment as the cornerstone of what attracts people to Mesa. He declared that over the last five years, City Council has made a significant investment in public safety by adding 66 sworn officers, which is a net increase of 8.5%. He boasted that the patrol officer vacancy rate is only down 5%. (See Pages 2 and 3 of Attachment 3)

Additional discussion ensued regarding the attrition of the sworn officers, the police academy, and the data and details behind the investment.

Mr. Butler highlighted the capital investments in Police facilities which included the Northeast Public Safety Facility and evidence building that are currently under construction, as well as the Real Time Crime Center and Mesa Family Advocacy Center. He reviewed the investment in the Fire program, indicating a five-year increase of 19% with 107 non-sworn positions and 76 sworn firefighters. He reported on the investments that have been made in the Fire facilities, stating that new Fire Stations No. 223 and No. 224 are currently under design and Station No. 205 is slated for a major redesign in the next few years. He pointed out that the investment in the Park Rangers has expanded and has added nine positions over the last five years. (See Pages 4 through 7 of Attachment 3)

Mr. Butler reported that the investment in the Real Time Crime Center (RTCC) has given an advantage to the officers enabling them to solve crimes quickly. He pointed out that the eight parks are scheduled to have hardwired cameras installed which will assist in providing a safe park environment for our citizens. (See Page 8 of Attachment 3)

Mr. Butler recalled the other investments the City has made in Community Health and Safety, and provided details about Off the Streets, Safe Streets 4 All, and the Public Safety Communications Center. (See Page 9 of Attachment 3)

Mr. Brady commented that further investments are needed regarding communications with the public and indicated that a change in the entire 911 system will be happening across the state. He mentioned the need to modernize City facilities to have a more seamless operation between Police and Fire.

Responding to questions from several Councilmembers, Mr. Brady confirmed that the Park Rangers will be included and trained in the updated 911 system. He reported that 60% of the 911 calls are non-emergency but still need to be handled by a trained operator. He reported that staff is working on a program to educate the community of the best uses for 911 versus the non-emergency number.

Additional discussion ensued regarding the type of calls that are received through 911 and the possibility of adding a different hotline number for certain types of calls.

(Mayor Giles declared a brief recess at 9:15 a.m. The Council Strategic Planning Session resumed at 9:25 a.m.)

Assistant to the City Manager Andrea Alicoate highlighted the Skilled and Talented Workforce Strategic Priority. She gave a brief overview of the Education and Workforce Development Roundtable which is made up of members from the local school districts and education stakeholders who work to identify the priorities and working goals for this area. She identified the investment in the Workforce Center which broke ground in 2022 and reported that the program has touched over 350 people in the last year by providing jobs, resume assistance, and more. She provided a brief description of several of the inspirational programs and the accomplishments of each, including the Dobson Ranch Library THINKspot, the City of Mesa Internship program, the Mesa College Promise, Pipeline AZ launch, and the Read On Mesa re-launch. (See Pages 10 and 11 of Attachment 3)

Additional discussion ensued regarding the Internship Program and Mesa College Promise.

Public Information and Communications Management Assistant II Jessica Brodersen identified the Strong Community Connections Strategic Priority and highlighted the investments made in the delivery of public information. She reported that the Mesaaz.gov website has been updated; and Mesalistsens.com is now online and is used for the General Plan, Trees are Cool program, and Central Mesa Reuse Project. She added that social media metrics have had a large increase in use, and bilingual community connection has improved because of the Spanish speaking outreach site. (See Pages 12 and 13 of Attachment 3)

Deputy City Manager and Chief Financial Officer Michael Kennington explained the importance of financial transparency and outlined the ways that the City makes this happen. He recognized the executive budget plan as a document that contains all the information about the budget and decisions that were made about the budget, policies, and goals that are translated into the actions. He mentioned the Popular Annual Financial Report, which was published on the City website as a more user-friendly analysis of where revenues come from and how money is being spent. He stated that the Office of Management and Budget made a video, which the Public Information Officer will be publishing throughout the budget process, to help notify the public of the report.

Deputy City Manager Candace Cannistraro highlighted some of the accomplishments made in 2023 toward the Neighborhoods and Placemaking Strategic Priority which she credited to the physical capital investments, programming, and major Downtown events that provide a feeling of place and identity. (See Pages 14 and 15 of Attachment 3)

Additional discussion ensued regarding the events and the events staff.

Deputy City Manager Marc Heirshberg provided details about the Sustainable Environment Strategic Priority accomplishments and reported that the City is proactive and responsible in regards to sustainability. He highlighted several projects such as installation of LED lighting retrofits to maximize Salt River Project (SRP) rebates and the Material Recovery Facility (MRF) and explained how they impact the effort to protect the environment and create less waste. (See Pages 16 and 17 of Attachment 3)

Additional discussion ensued regarding the present and future sustainability projects, including marketing the recycling story and electric vehicle charging stations.

Downtown Transformation Manager Jeff McVay offered information supporting the Thriving Economy Strategic Priority. He gave an overview of the Downtown accomplishments and detailed some of the recent projects such as the Façade Improvement Program and the Downtown

Restaurant Incubator. He added that residential development in Downtown has also seen growth. (See Pages 18 through 20 of Attachment 3)

Economic Development Department Director Jaye O'Donnell displayed a PowerPoint presentation. **(See Attachment 3)**

Ms. O'Donnell presented the Economic Development Strategic Priority accomplishments from 2023. She noted the mission and the vision of the Economic Development Department remains the same with a focus on advancing businesses and creating and growing quality jobs. She provided details about the four lines of service that the department provides and reported that Mesa is well positioned to support many different types of businesses. (See Pages 22 through 24 of Attachment 3)

Ms. O'Donnell described a new program called Enhanced Focus intended to create quality amenities in Mesa in retail, restaurants, and hospitality that support and enhance the community. She emphasized the importance of being selective in attracting businesses to ensure they create quality jobs, quality projects, and provide benefits to their employees. She explained the business retention and expansion plan giving details of the work that is being done and announced the launch of the Mesa Business Builder program located at The Studios. She emphasized that collaboration with the Office of Education and Workforce is ongoing and said that the partnership supports employers and expands the quality of the labor pipeline. (See Pages 25 through 30 of Attachment 3)

Ms. O'Donnell stated that the marketing and messaging has been strong, adding the importance of promoting Mesa's strengths on all platforms. She shared the plan to create a "branding" for Mesa and begin a marketing campaign to be promoted in other cities and states to attract businesses and tourism. She mentioned the need to identify champions in the community who can assist in promoting the City and enforce the brand that Mesa is a cool place to live, learn, and work. (See Page 31 of Attachment 3)

Mayor Giles thanked staff for the presentation.

(Mayor Giles declared a brief recess at 11:00 a.m. The Council Strategic Planning Session resumed at 11:10 a.m.)

5. Hear presentations, discuss, and provide direction on each of the following topics impacting the City:

- 5-a. Economic Outlook and Forecasting: Projected revenue trends and other key metrics and indicators related to Mesa's economic conditions and outlook.

Office of Management and Budget (OMB) Director Brian Ritschel introduced OMB Budget Deputy Director Chris Olvey and displayed a PowerPoint presentation on Mesa's economic outlook and financial forecast. **(See Attachment 4)**

Mr. Ritschel gave an overview of the general governmental funds financial principles and the utility fund financial principles. He confirmed that the five-year forecast will be reviewing the residential rental tax and income flat tax, flat growth in the economy, and inflationary pressures. (See Pages 2 through 4 of Attachment 4)

Mayor Giles provided information related to the loss of income from the rental tax and the effects on City budgets.

Mr. Olvey explained the State flat tax implementation and provided details about how the flat tax will impact the City, noting that the revenue received is actually derived from the sales from two years prior. He said that the total income tax is shrinking so to soften the decrease in revenue, the amount received will increase from 15% to 18% and indicated that the years 2024 and 2025 will reflect a drop in revenues. He reviewed the sales tax forecast and explained the impact of the residential rental sales tax repeal, stating that the full effects will be seen in 2025-2026 with a decrease of approximately \$20 million. (See Pages 5 through 7 of Attachment 4)

Mr. Brady commented that while the reduction for 2025 will be around \$20 million, the total impact to Mesa will be \$60 million.

Mr. Olvey summarized the general governmental fund sources and explained the tax decreased revenues for the next few fiscal years, noting the amount received should stay flat until 2028-2029. He reported that the flat revenue growth was strong in 2021–2023 and is expected to drop moving forward. (See Pages 8 and 9 of Attachment 4)

Mr. Olvey reported that the inflation annual growth rate has lowered to around 3% to 3.5%. He said that looking cumulatively at the metro area, the inflation increase between December 2020 and December 2023 was 23.4%. He pointed out the impact of the increase on the City, identifying fleet maintenance and repair and solid waste costs as having the most affect. He reviewed the general governmental sources and uses which combines all the uses and expenses, noting that some of the costs included were one-time expenses. (See Pages 10 through 13 of Attachment 4)

Mr. Olvey outlined the details about the general governmental funds forecast, stating that the impact of the reduced revenue and inflation increase will begin to affect the budget in several years. He emphasized that to be sustainable it will be necessary to look farther out and make operational budget cuts now to reduce expenses. He explained that the projected utility fund forecast is below the policy requirement; therefore, it is necessary to plan now for the next five years. He clarified that the cut is not as deep as the General Fund. (See Pages 14 and 15 of Attachment 4)

Mr. Brady explained that in order to assist with the upcoming budget shortfall the City has asked the departments to make a cut in their budgets of 2%.

5-b. Future Ballot Measures: Potential future ballot measures in 2024, such as Home Rule and Permanent Base Adjustment, and Prop 479, General Obligation Bonds and Charter Amendments.

Mr. Brady mentioned that the presentation will not include the possible future Charter amendments as stated.

Mr. Ritschel displayed a PowerPoint presentation about the measures to be considered for the November 2024 ballot and provided an explanation and background of Home Rule and Permanent Base Adjustment. **(See Attachment 5)**

Mr. Ritschel explained that Home Rule was approved by voters in 2022 and reiterated that it is required to be approved every four years. He reported that the Arizona Constitution requires each City to adopt a balanced budget, impose an expenditure limitation based on the Fiscal Year (FY) 1979/1980 adjusted for population growth and inflation and it allows for local election of an expenditure limitation alternative. He identified the calculation of the expenditure limitation formula

and the types of expenditure limitation alternatives highlighting the Home Rule, Permanent Adjustment to Expenditure Base and the One-Time Override Alternative. (See Pages 2 through 6 of Attachment 5)

Mr. Ritschel clarified that Mesa currently follows the Home Rule limited alternative which allows local control over the annual budget and allows the City to spend collected revenues. He explained how the alternatives are approved and adopted. He summarized the history of the Home Rule for Mesa, stating the current authorization expires June 30, 2026. He clarified that the Permanent Adjustment to Expenditure Base is being proposed for the 2024 ballot and if the measure does not pass, the existing Home Rule will remain in effect until 2026. (See Pages 7 through 9 of Attachment 5)

Mr. Ritschel indicated that the reason for changing the exemption is that the Home Rule removes control of the annual budget from the City Council and residents, explaining that the City can still collect revenue at the current level but will not be able to spend the additional funds. He expanded saying that the State expenditure limitation formula is not effective because it does not consider the voter approved revenue streams that have been added from 1998 until now. He advised if Home Rule is not continued, then the FY 2023/2024 budget would need to be reduced by \$1.1 billion from the expenditures that are subject to the limitation. He provided examples of expenses that are not subject to the limitation, expenses that are subject to the limitation, and examples of the State Imposed Expenditure Limit with actual amounts from the past two years projecting out to FY 2027/2028. (See Pages 10 through 13 of Attachment 5)

Mr. Ritschel identified another expenditure limitation alternative as Permanent Base Adjustment and gave a definition and explained the calculation. He expressed that this is the recommended adjustment which is being suggested for consideration on the 2024 ballot and recalled that of 91 cities in Arizona, half of them have adopted a Permanent Base Adjustment. He discussed 20- and 30-year forecasted scenarios and provided estimated adjustment amounts. (See Pages 14 through 16 of Attachment 5)

Mr. Brady added that the scenario would allow a request for another adjustment after either 20 or 30 years or to adopt Home Rule again.

Responding to a question from Councilmember Goforth, Mr. Ritschel advised that the City has used Home Rule since 2000 and confirmed the advantage of a Permanent Base Adjustment is that the measure only has to go to the voters once unless it needs to get adjusted, whereas Home Rule has to be voted on every four years.

Additional discussion ensued regarding the amount of the Permanent Base Adjustment and the ballot language.

Mr. Butler shared where information regarding Proposition 479 can be located, noting that the slides include the impact on the local projects as well as an outline of the benefits for Mesa. (See Pages 17 through 21 of Attachment 5)

Mr. Brady highlighted the General Obligation Bonds that were successful since 2018. He reported two ideas to consider for future bond categories are to improve community safety and quality of life in Mesa, and he provided explanations of each. He confirmed that the next steps include staff presenting options to the Council, conducting community outreach to obtain feedback, and narrowing down a more formal list with dollar amounts and project details which will assist the Council with forming the bond questions for the ballot. (See Pages 22 through 25 of Attachment 5)

Additional discussion ensued regarding the General Obligation Bonds and how they were received by the citizens of Mesa in the past.

(Mayor Giles declared a break for lunch at 12:20 p.m. The Council Strategic Planning Session resumed at 12:53 p.m.)

6. Councilmembers to discuss and provide direction on their current and future priorities and policies for the City with the City Council Strategic Priorities as a guide for the discussion.

Mayor Giles provided comments, ideas and direction as follows:

- Retail – Recruit more retail business.
- Parks and Recreation facilities – Add indoor recreation centers and multi-use paths.
- Education Workforce Development and College Promise program - Aspire to have more employment in the city which offers higher wage jobs by strengthening education programs.
- Mesa Climate Action Plan –Prioritize updating the City Code and streamlining the permit process to include current electric vehicle charging.
- Financial transparency - Be proactive with financial transparency to help people understand the City is fiscally responsible.

Councilmember Freeman provided comments, ideas, and direction as follows:

- Rejuvenate aging neighborhoods – Increase Code Enforcement staffing, provide education, and dumpsters for clean-up.
- Infill Developments – Work with the Economic Development team to develop an incentive for aging neighborhoods.
- Service Resistant Homeless Community – Identify the impact of what is happening and support the businesses in the troubled areas.
- Adequate funding for Public Safety.

Councilmember Spilsbury provided comments, ideas, and direction as follows:

- Academic campaign.
- Opioid settlement money.
- Address sober living issue.
- Increase youth engagement opportunities.
- Expansion of Together Mesa with non-profits.
- Education Workforce Development and Literacy Initiatives

Vice Mayor Heredia provided comments, ideas and direction as follows:

- Diversify the housing stock in a quality minded way by mapping areas of the City that could have more density and utilize the light-rail corridor and other transit options to reduce parking issues.
- Transportation – Identify ways to create walkable areas in connection with placemaking to make it more desirable and easier for citizens to utilize and increase the flow of activity.
- Workforce – Create partnerships with larger companies and work together to develop certification programs to create jobs and encourage education at our local Community Colleges.

- Invest in the expansion of libraries, parks and other low cost, high value programs to attract people and bring community together.

Councilmember Duff provided comments, ideas, and direction as follows:

- Placemaking – Create cool places while providing access via shaded pathways, art, and creative amenities. Create a different image of what people think of Mesa.
- Invest in Complete Streets.
- Workforce Development – Integrate and connect employers in Mesa with East Valley Institute of Technology or other programs, enabling people that live in Mesa to also work in Mesa.
- Sustainability and Climate Action Plan – Create an advisory board that includes representation by citizens, schools, and non-profits.
- Infill Incentive – Invest in staffing and resources to transform and assist with revitalization of key areas of the City.

Councilmember Goforth provided comments, ideas, and direction as follows:

- Placemaking – Set standards for developers to create spaces that increase the sense of community pride.
- Activated public areas with walkability – Benefits the community and will create economic development. Healthy food accessibility from residential areas.
- Streets and Transportation – Identify areas to change the streetscapes and increase the safety for pedestrians and bike use. Continue working on the goals of the 2040 Transportation Plan.

Councilmember Somers provided comments, ideas, and direction as follows:

- Streetscape and Placemaking in Eastmark and Gateway Areas - Create livable and workable communities by eliminating oversaturation of certain elements of the economy. Hold developers accountable to plans.
- Destination Mesa – Recruit lodging and dining to stimulate tourism and keep visitors in Mesa.
- Update aging city-owned facilities – Referencing the Convention Center and Amphitheater.
- Behavioral Health – Needs immediate attention as it is a crisis that is getting worse.

7. Adjournment.

Without objection, the City Council Strategic Planning Session adjourned at 2:00 p.m.

JOHN GILES, MAYOR

ATTEST:

HOLLY MOSELEY, CITY CLERK

I hereby certify that the foregoing minutes are a true and correct copy of the minutes of the Strategic Planning Session of the City Council of Mesa, Arizona, held on the 15th day of February 2024. I further certify that the meeting was duly called and held and that a quorum was present.

HOLLY MOSELEY, CITY CLERK

sr
(Attachments – 6)

Legal Issues for Elected Officials

Jim Smith, City Attorney
Council Strategic Planning Session
February 15, 2024



mesa·az

Open Meeting Law Refresh



Agenda Language

- Can you talk about this (or ask this question): Is it reasonably related to the item on the agenda? Would the public have reasonable notice that you might ask about it based on the agenda language?
- Look at the Agenda
- Don't say
- What happens and the need to limit the associated discussion
- Telltale sign

Social Event Notice Does Not Allow a Meeting or Discussion

- Social events where a quorum of Council may be present may be noticed by the City Clerk—the notice does not allow a quorum of Council to have a discussion on something that may come before Council.



Open Meeting Law Refresh



Exception for Certain Events for the Speaker at the Microphone

- ARS 38-431.09(B) . . . it is not a violation of this article if a member of a public body expresses an opinion or discusses an issue with the public either at a venue other than at a meeting that is subject to this article, personally, through the media or other form of public broadcast communication or through technological means if:
 - 1. The opinion or discussion is not principally directed at or directly given to another member of the public body.
 - 2. There is no concerted plan to engage in collective deliberation to take legal action.
- State of the City, Groundbreaking/Ribbon-cutting Events, Award/Retirement Events – for the speaker(s) at the microphone
- Coffee with a Cop, Committee or Board Meetings – no exception
- District Forum – the A.G.'s Office did not apply and did not answer whether this exception would apply to district forum events.

Quick Updates



District Coordinator Training

- Charlotte and Bill – Training on Open Meeting Law, Gifts, & Conflict Issues
- Updates and Ongoing Issue assistance
 - Details are important to conflict assistance

Conflicting off Items

- Fill out City Clerk's form every time you conflict off an item
- Can only abstain if you declare a conflict

Hypotheticals/Examples



- “I am myself an empiric in natural philosophy, suffering my faith to go no further than my facts. I am pleased, however, to see the efforts of hypothetical speculation, because by the collisions of different hypotheses, truth may be elicited and science advanced in the end.” Thomas Jefferson
- “What if there were no hypothetical questions.” George Carlin

City Resources and Elections



State law prohibits spending or using City “resources. . . for the purpose of influencing . . . the outcomes of elections.” (A.R.S. § 9-500.14)

- Resources is broad and includes anything of value to the City (using a City computer, City postage, City staff time, City building, or any City equipment; communicating at a City meeting/event)
- Prohibition is broad and applies to elections at every level (local, state, federal) and to both candidate elections and ballot measures (including General Plan, Home Rule, bonds, and budgets)
- Applies to both conduct and communication
- As a Council Member do not make a statement that has the effect of supporting or opposing a candidate or ballot measure (ask staff for bond/election facts)
- Both the content of the information and the manner in which it is disseminated must be impartial and neutral (For example, sending newsletters only to residents in your district is not an impartial and neutral manner)

Must comply with A.R.S. § 9-500.14 at all times (rule is not tied to election years).

It is OK to use personal resources during personal time for election related activities

City Resources and Elections—Context

Kromko v. City of Tucson – court employed an “unambiguously urges” test on what constitutes influencing outcome of election (“unambiguously urges a person to vote in a particular manner”). A “vote for” type test.

Legislature rejected *Kromko* by revising the statute (specifically, the definition of “influencing the outcomes of elections”).

“Impartial or Neutral” – this is the definition and the test boiled down.

- “The standard prohibits supporting, opposing, or disseminating information in a manner that is not impartial or neutral.” A.G. Opinion 15-002
- Examples – Prop. 479 will fund projects like x, y, and z vs. Prop. 479 is necessary (or essential or critical) for the City.

City Resources and Elections – Election Years



New Guidelines and Amendment to Ethics Handbook

- Coming on the Council Agenda for February 26th
- Communication and conduct may be seen as influencing an election the closer in time it occurs to an election
- Take extra precaution during the six months prior to an election to avoid even the appearance of impropriety:
 - Do not spend or use City resources for conduct or communication that could be interpreted as marketing, campaigning, or electioneering
 - Avoid non-routine conduct and communication
 - For example, do not use City resources to send mailers or hold community events which highlight your accomplishments or otherwise appear to market or campaign for your election or bond issues
- Amendment to the Ethics Handbook will be presented to City Council in the coming months
 - Resolution to adopt proposed Guidelines to help ensure compliance with the statute and provide additional guidance for election years
 - Incorporate the Guidelines into the Ethics Handbook
 - Violation of the Guidelines would be a violation of the Ethics Handbook

2024 Council Strategic Planning Session

February 15, 2024

City Manager's Overview Chris Brady



Meeting Agenda

- City Manager’s Overview and Existing Conditions
- 2023 Strategic Priorities and Accomplishments
- Financial Forecast Impacts Update
- November 2024 Election
 - Home Rule/Permanent Base Adjustment
 - Proposition 479
 - General Obligation (GO) Bonds
 - Charter Amendments
- Lunch
- Council Discussion regarding Strategic Priorities



Strategic Priorities: Mayor/City Council

Innovation, Inclusion and Outstanding Services are
'The Mesa Way'

The City of Mesa delivers innovative services and inclusive solutions for all residents, businesses and visitors through six Strategic Priorities.



Community Health & Safety



Skilled & Talented Workforce



Strong Community Connections



Neighborhoods & Placemaking



Sustainable Environment



Thriving Economy

The Mesa Way: Employees

The Mesa Way!



mesa•az

KNOWLEDGE | RESPECT | INTEGRITY



Community Engagement: Mesa Residents

Tomorrow's Mesa 2050 General Plan

Parks, Recreation and Community Facilities Comprehensive Master Plan

Water Master Plan

Mesa Moves, Connecting People to Places

Transportation Master Plan

Transit Master Plan

Balanced Housing Master Plan

Climate Action Plan

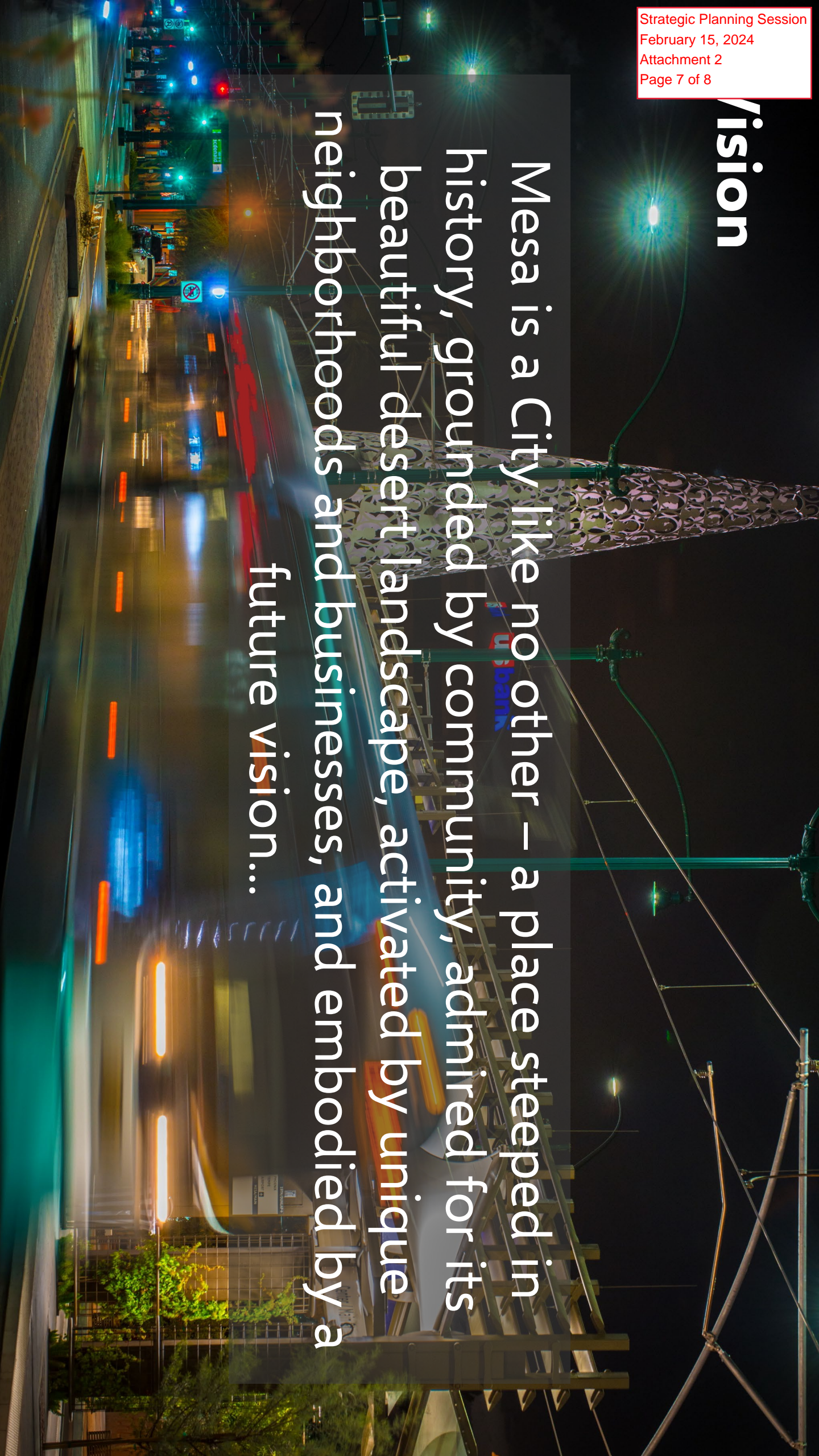


Profile of Mesa



vision

Mesa is a City like no other – a place steeped in history, grounded by community, admired for its beautiful desert landscape, activated by unique neighborhoods and businesses, and embodied by a future vision...



ision

Mesa is a safe, desirable, family-centered community that...

- Celebrates our heritage and innovative spirit;
- Seeks economic prosperity for all;
- Prioritizes quality places;
- and Offers choices where we live, work, play, and learn.

2024 Council Strategic Planning Session

February 15, 2024

2023 Strategic Priorities and Accomplishments¹

Scott Butler, Assistant City Manager
Andrea Alicoate, Assistant to the City Manager
Candace Cannistraro, Deputy City Manager
Mike Kennington, Deputy City Manager
Jessica Brodersen, Management Assistant II
Marc Heirshberg, Deputy City Manager
Jeff McVay, Downtown Transformation Manager
Jaye O'Donnell, Economic Development Director

| 1

¹ List of all staff provided 2023 Accomplishments associated with Council Strategic Priorities

Community Health and Safety



**Community
Health & Safety**

Mesa is committed to safe and secure neighborhoods, parks, and businesses. We deliver outstanding public safety and community health through responsive, compassionate and inclusive services.



2023 Accomplishments: Police Investment Community Health and Safety

FY 24

12

Sworn Officers

4

Downtown Ambassadors



5 Year Total

66

Sworn Officers

8.5%

Increase in Total Sworn




2023 Accomplishments: Police Facilities Community Health and Safety



NE Public Safety Facility



Evidence Building



Real Time Crime Center



Mesa Family Advocacy Center

2023 Accomplishments: Fire Investment Community Health and Safety

FY 24

23

Sworn Firefighters

Including:

- Station 223 Staffing
- Paramedic School Positions



5 Year Total

76

Sworn Firefighters

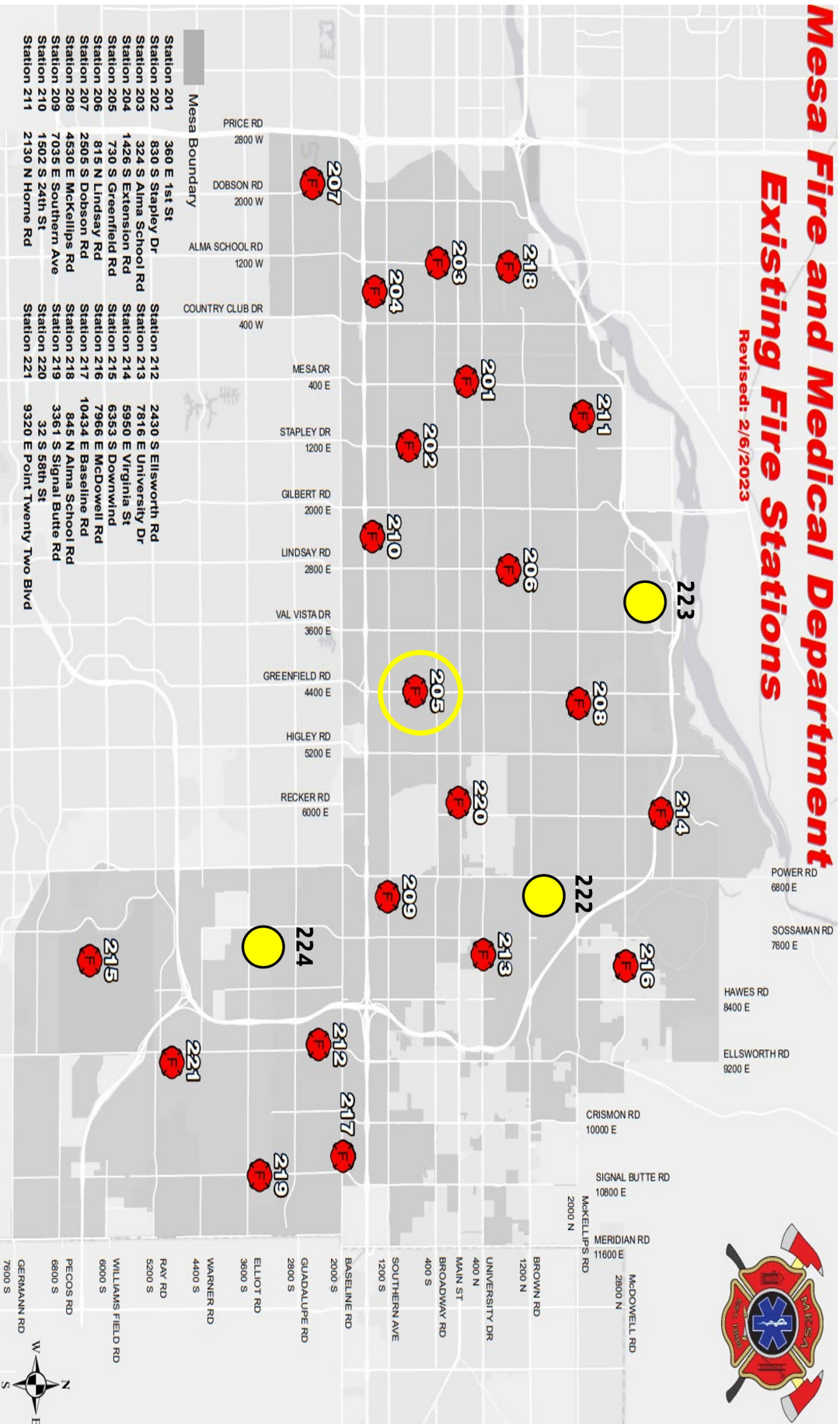
19%

Increase in Total Sworn

107

Non-Sworn Positions

2023 Accomplishments: Fire Facilities Community Health and Safety



2023 Accomplishments: Park Rangers Community Health and Safety

FY 24

4

Park Rangers



5 Year Total

9

Positions

130%

Increase in Positions



2023 Accomplishments: Real Time Crime Center Community Health and Safety

RTCC

- Access to ≈1700 city-owned cameras
- Access to Mesa and Gilbert Public Schools cameras and Valley Metro Light Rail platforms
- Future plans are to allow private business to opt into our program



Parks

Scheduled for hardwired cameras

- Beverly
- Escobedo
- Evergreen
- Jefferson
- Kleinman
- Pioneer
- Reed
- Riverview

2023 Accomplishments: Other Investments

Community Health and Safety

- Off the Streets (Hotel at 6733 E Main St)
- Safe Streets 4 ALL Grant
- Public Safety Communications Center



Skilled and Talented Workforce



**Skilled & Talented
Workforce**

Every Mesa resident has access to exceptional education and the opportunity for employment success. We are forging a future-ready workforce through business and education partnerships and robust workforce training and development.

2023 Accomplishments

Skilled and Talented Workforce

- Dobson Ranch THINKspot Addition
- Internship Programs
- Mesa College Promise
- Pipeline AZ Launch
- Read On Mesa Re-launch



Strong Community Connections



**Strong Community
Connections**

Mesa inspires community confidence by emphasizing the importance of transparency, providing services the Mesa Way, and pursuing communications and engagement with all Mesa residents, businesses and community partners.



2023 Accomplishments

Strong Community Connections

- Mesaaz.gov Update
- Mesalistsens.com
- Social Media Metrics ²
- Improving Bilingual Community Communications
- Financial Transparency
 - Popular Annual Financial Report



Neighborhoods & Placemaking



**Neighborhoods &
Placemaking**

Mesa's neighborhoods and community spaces are well-connected, clean, safe and welcoming. They are economically and socially dynamic places, are culturally vibrant and attractive, and are served by quality infrastructure.



2023 Accomplishments

Neighborhoods & Placemaking

- Art in the Park, Fun & Fitness Programming
- Team Up to Clean Up
- Community Clean Up Program
- Downtown Events, DMA Partnership
- Creation of Citywide Special Events Office
- The Post Opening
- Mesa Express Library/Monterey Park Expansion
- Sirrine Master Plan
- Asian District Signage

Sustainable Environment



**Sustainable
Environment**

Mesa proactively and responsibly reduces urban heat, carbon emissions, and waste by protecting and conserving our valuable water supplies, environment, and other natural resources.



2023 Accomplishments

Sustainable Environment

- Mesa Climate Action Plan
- Trees are Cool
- Central Mesa Reuse Pipeline ³
- Material Recovery Facility (MRF) 15% Design
- City Fleet - Electric Vehicles



Thriving Economy



Mesa's economy is strong, diverse and sustainable. We foster an environment for successful business retention and growth, and the intentional creation of entrepreneurial, high-quality jobs.



2023 Accomplishments

Thriving Economy: Downtown Transformation

- Downtown Façade Improvement Program
- Downtown Restaurant Incubator
- Residential Development ⁴
 - 254 Residential units added 2010-2020
 - 397 Residential units added since 2020
 - 867 Residential units under construction
 - 1,900 Residential units in planning/negotiation



2023 Accomplishments

Thriving Economy

- Key Economic Development Metrics
 - 2,530 New Jobs Announced
 - \$2.9B Capital Investment
 - 9.2M Sq Ft Developed
- Mesa Business Builder @ The Studios at Mesa City Center
- LaunchPoint
- Economic Development Strategy



**Mesa City Council
Strategic Priorities Planning Session**

**Economic Development –
Strategies**

**Jaye O'Donnell, Economic Development Director
Feb. 15, 2024**

Our Vision

CITY OF MESA OFFICE OF ECONOMIC DEVELOPMENT

Mesa, Arizona will be regarded as a premier location for companies and investors seeking an innovative, dynamic city to enhance their competitiveness, including:

- A diverse and sustainable economy
- A leadership team who supports a regional, national, and global approach to economic development
- **A partnership between industry and government**

Our Mission

CITY OF MESA OFFICE OF ECONOMIC DEVELOPMENT

Works to enhance Mesa's economy by:

- promoting a culture of quality
- supporting the creation of higher wage jobs
- promoting direct investment
- increasing prosperity of our residents


Advancing business.

Growing quality jobs.



mesa·az
ECONOMIC DEVELOPMENT

Our Lines of Service



**Business Attraction,
Retention and
Expansion**



**Entrepreneurship
& Small Business
Development**



**Redevelopment
& Revitalization**



**Workforce
Development &
Talent Attraction**

Targeted Opportunities

ESTABLISHED AND EMERGING COMPANIES & SECTORS

- Healthcare / Biotechnology / Medical Devices
- Education
- Aerospace / Aviation / Defense
- Technology / Semiconductors / Electric Vehicles / Batteries
- Tourism

**Quality amenity development to support
and enhance our quality of life.**

Business Attraction

CONSIDERATIONS: SHORT TERM / LONG TERM

- Act with intention: Select projects that provide a strong fit with higher wages.
- Identify opportunities to attract companies in emerging industries and supply chain verticals for semiconductor, med device, etc.
- Aim for and win high impact projects.
- Quality companies, quality projects, quality capacity building.

Business Retention & Expansion

ESTABLISHED AND EMERGING

- Greatest opportunity is retaining and growing our own.
- Protect our areas designated for employment and our existing employment corridors.
- Engaging our companies to work with academia to align curriculum and build a talent pipeline that is skilled and adaptable for future.
- Enhance employment areas by creating “places” and amenities - Housing is part of this discussion.

Small Business & Entrepreneurship

ENHANCED FOCUS

- Support existing small businesses and encourage the growth of the entrepreneurship ecosystem in Mesa.
- Continue to assist small businesses grow and thrive with Mesa Business Builder Small Business Assistance Program.
- Expand use of the Specialty Spaces including LaunchPoint and Mesa Center for Higher Education.
- Launch Mesa Business Builder @ The Studios.

Redevelopment / Revitalization

OPPORTUNITIES THROUGHOUT MESA

- Identify opportunities for transforming sites and buildings for adaptive reuse, repurposing the uses and refreshing key areas.
- Enhance the focus on the Redevelopment Areas (RDA) and leverage transit-oriented development (TOD) strategies, create new policies to attract development.
- Encourage density and infill.

Workforce & Talent Attraction

COLLABORATION & COOPERATION

- Continue to collaborate with Office of Education and Workforce
- Work with higher education partners to share demand data, support employers, and expand the quality of the labor pipeline
- Foster connections between employers and job seekers
- Consider a campaign to promote the importance of post-secondary education and training

Marketing & Messaging

COLLABORATION & COOPERATION

- Continue to establish a strong Mesa brand, regionally and nationally.
- Promote Mesa’s strengths through ALL our audiences, ALL platforms.
- Momentum creates a stronger marketing foundation - every event, announcement, presentation, news story, solidifies the “Brand”.
- Control the message: progressive, open for business, leaders in development, creative solutions for business.
- Identify Mesa champions who can help tell our story.

Discussion

- Thank you for the opportunity!

Financial Forecast Impacts Update

City of Mesa

City Council Strategic Priorities Meeting

February 15, 2024



Presented by:

Brian A. Ritschel, Management and Budget Director

Chris Olvey, Management and Budget Deputy Director

mesa·az

General Governmental Funds Financial Principles



Balance net sources and uses



10% – 15% reserve fund balance over the
5-year forecasted period



Sustainability of programs and services



Keep wages and benefits competitive
compared to other valley cities in order to
retain and recruit quality staff



Investment in capital and lifecycle replacement
projects

Utility Fund Financial Principles




BALANCE NET
SOURCES AND USES



20% OR HIGHER
RESERVE FUND
BALANCE



RATE ADJUSTMENTS
THAT ARE
PREDICTABLE AND
SMOOTHED
THROUGHOUT THE
FORECAST



EQUITY BETWEEN
RESIDENTIAL AND
NON-RESIDENTIAL
RATES



AFFORDABLE
UTILITY SERVICES

5-Year Financial Forecast Overview

- Residential rental tax and income flat tax
- Flat growth in the economy
- Inflationary pressures

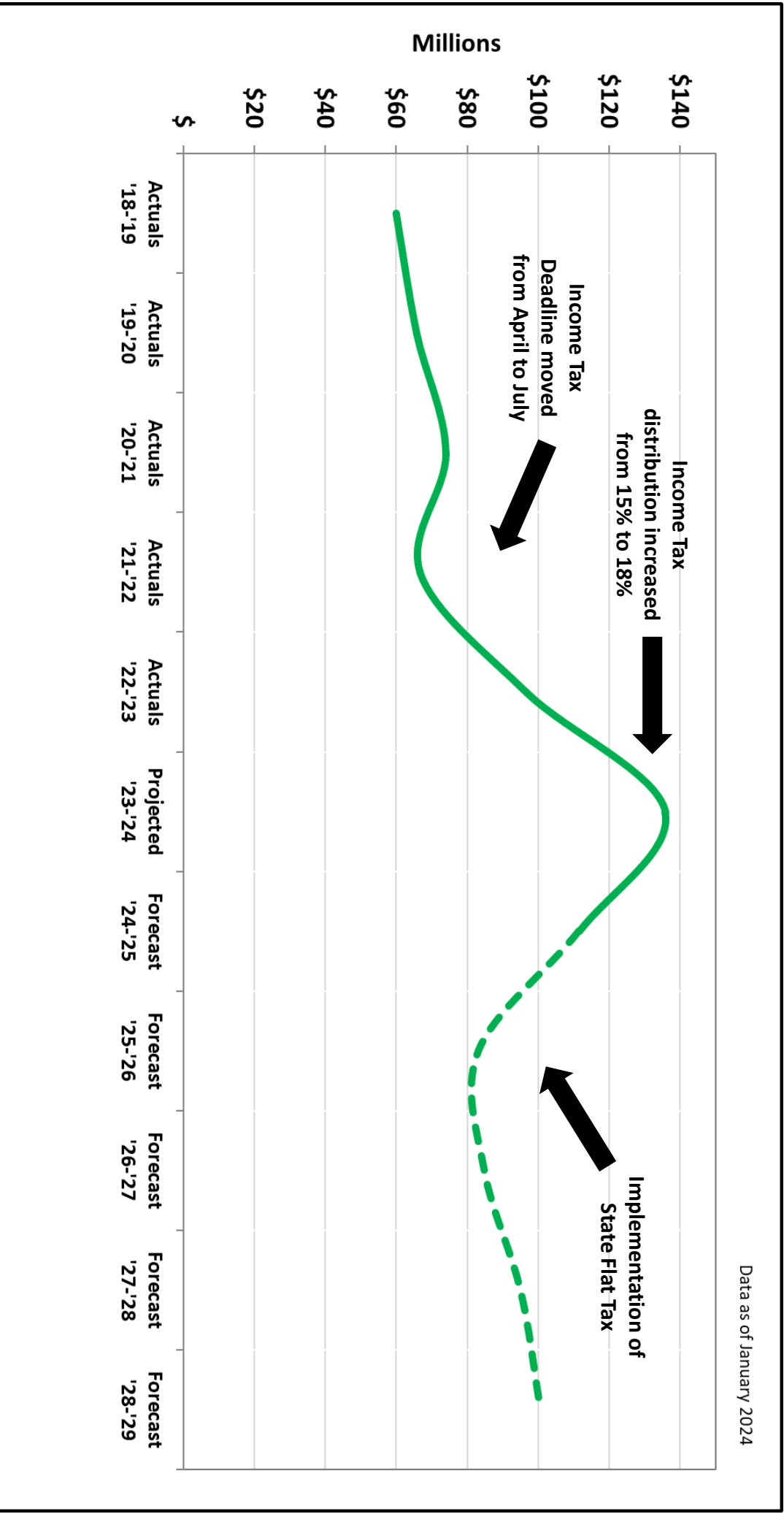
Revenues

- Income Flat Tax
- Residential Rental

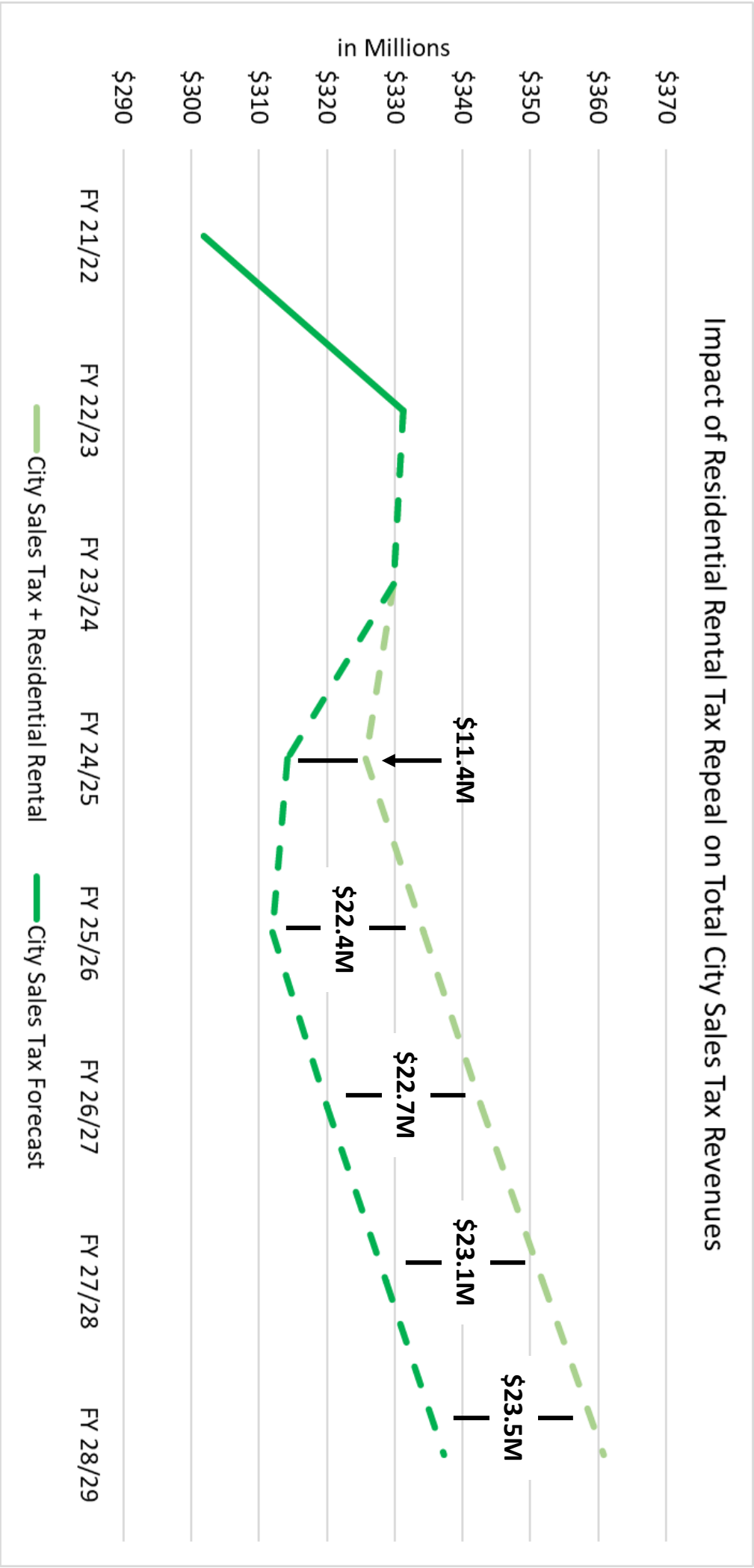


mesa·az

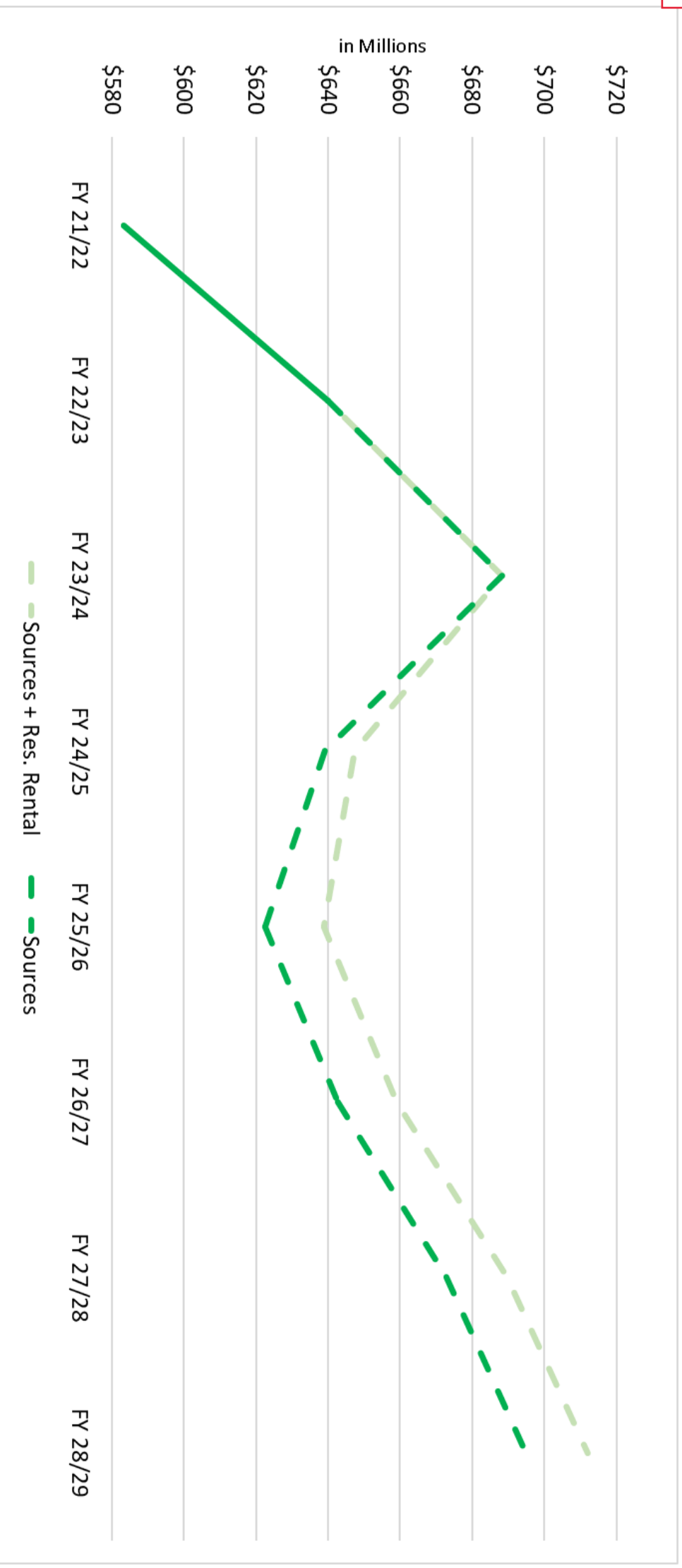
State Flat Tax Implementation



City Sales Tax Forecast



General Governmental Sources



Flat Revenue Growth

General Governmental Sources

Year over year growth	FY 20/21 Actuals	FY 21/22 Actuals	FY 22/23 Actuals	FY 23/24 Projected	FY 24/25 Forecast	FY 25/26 Forecast	FY 26/27 Forecast	FY 27/28 Forecast	FY 28/29 Forecast
City Sales Tax	+15.3%	+18.9%	+9.7%	+0.1%	-5.2%	-0.7%	+2.6%	+2.7%	+2.6%
State Shared Revenues	+14.3%	+1.4%	+21.5%	+20.3%	-11.9%	-11.3%	+2.7%	+7.4%	+4.3%
Other Revenues	+11.4%	+7.5%	+0.1%	+4.1%	-4.1%	+4.3%	+4.4%	+4.5%	+3.1%
Total Sources	+13.6%	+9.6%	+9.7%	+7.6%	-7.2%	-2.6%	+3.2%	+4.7%	+3.3%

Expenses

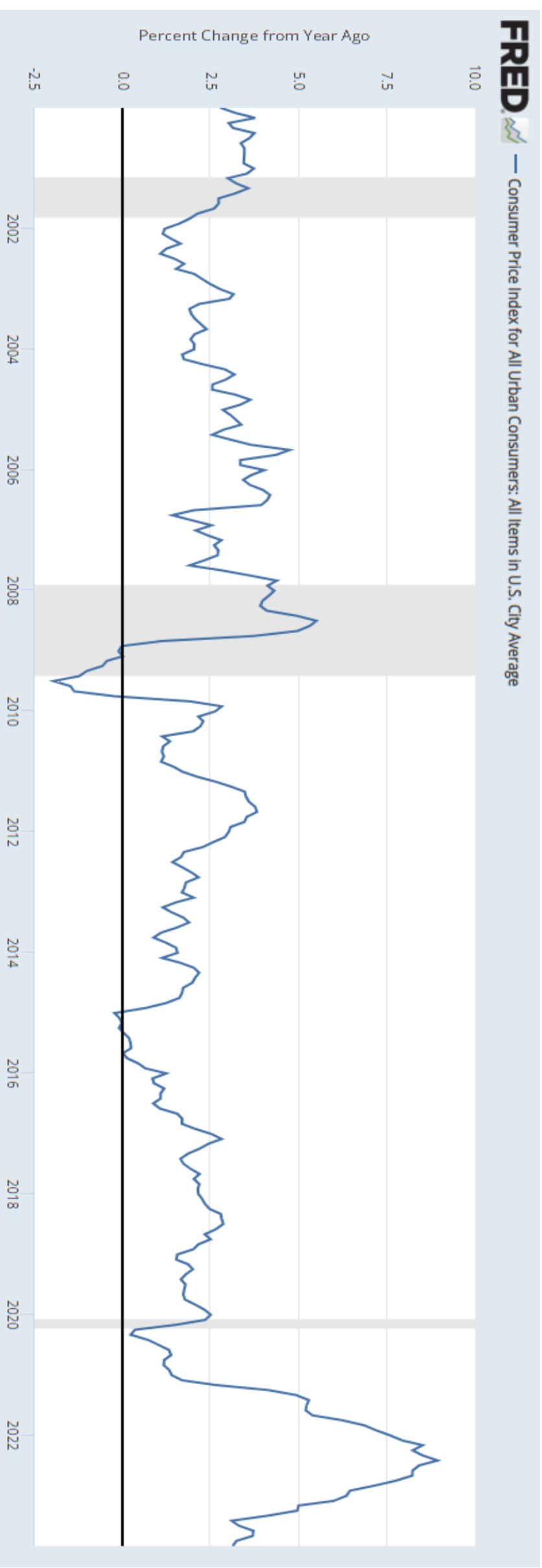
- Inflationary Pressures



mesa·az

U.S. Inflation Growth Rate

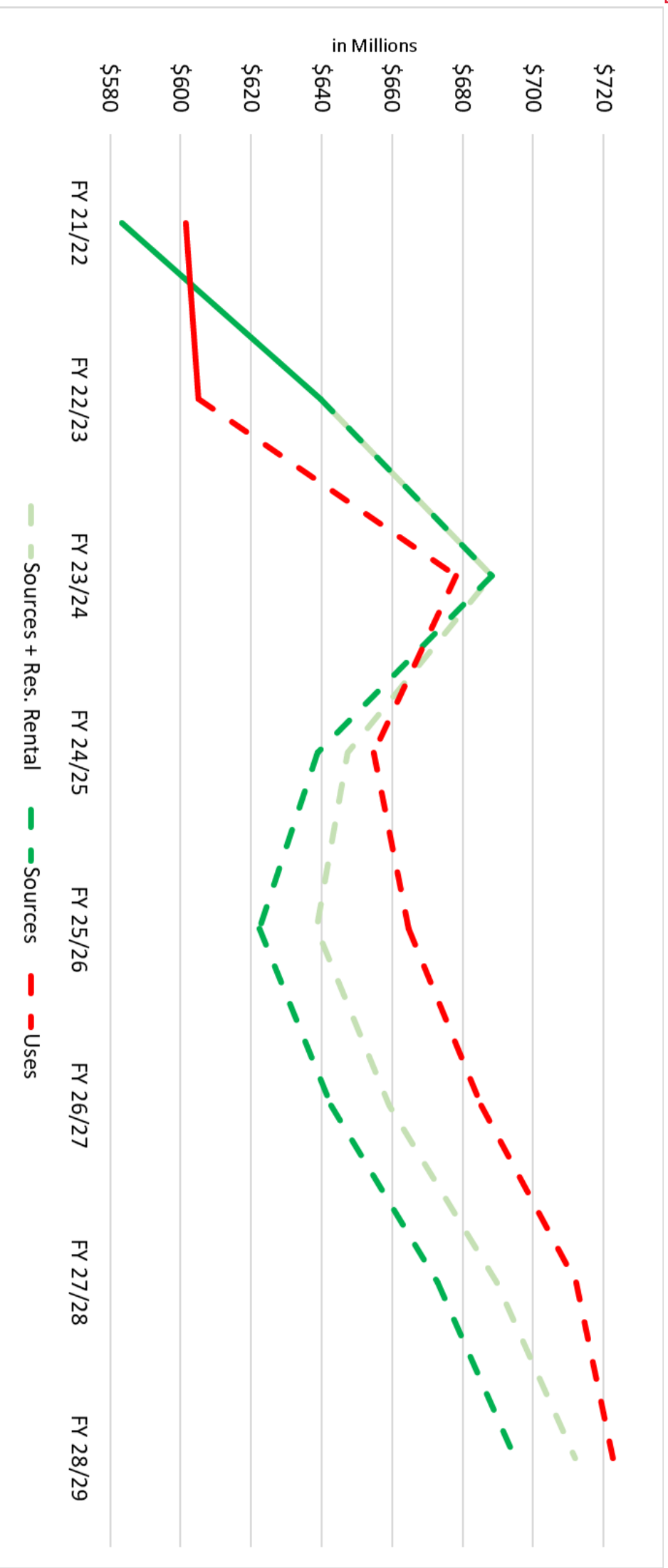
- December 2023 prices are 17.9% above December 2020 levels



Inflationary Pressures

	FY 20/21 Actuals	FY 22/23 Actuals	2-Year Increase
City Expenses			
Fleet Maintenance & Repair	\$20.6M	\$29.4M	+43%
Software & Licensing	\$8.1M	\$11.0M	+35%
Landscaping	\$9.6M	\$11.3M	+18%
Utility-Specific Expenses	FY 20/21 Actuals	FY 22/23 Actuals	2-Year Increase
Water Commodity	\$10.2M	\$13.2M	+29%
Chemicals	\$4.3M	\$6.5M	+50%

General Governmental Sources & Uses



General Governmental Funds Forecast

	Actuals FY 22/23	Projected FY 23/24	Forecast FY 24/25	Forecast FY 25/26	Forecast FY 26/27	Forecast FY 27/28	Forecast FY 28/29
Beginning Reserve Balance	\$184.9	\$219.7	\$229.8	\$213.9	\$171.8	\$129.1	\$89.9
Total Sources	\$639.9	\$688.3	\$639.0	\$622.5	\$642.7	\$672.9	\$695.0
Total Uses	\$605.1	\$678.1	\$654.9	\$664.7	\$685.4	\$712.2	\$722.6
Net Sources and Uses	\$34.7	\$10.2	(\$15.9)	(\$42.2)	(\$42.6)	(\$39.3)	(\$27.6)
Ending Reserve Balance	\$219.7	\$229.8	\$213.9	\$171.8	\$129.1	\$89.9	\$62.2
Ending Reserve Balance Percent*	32.4%	35.1%	32.2%	25.1%	18.1%	12.4%	8.5%

*As a % of all Next Year's uses of funding

data as of January 2024

Note: Includes economic recession beginning 2024

dollars in millions

Utility Fund Forecast

	FY 22/23 Actuals	FY 23/24 Projected	FY 24/25 Forecast	FY 25/26 Forecast	FY 26/27 Forecast	FY 27/28 Forecast	FY 28/29 Forecast
WATER	\$0.7	(\$5.5)	\$1.1	(\$4.3)	(\$5.4)	(\$4.8)	(\$4.1)
WASTEWATER	(\$4.8)	(\$15.5)	(\$10.9)	(\$8.5)	(\$5.0)	\$0.2	(\$0.9)
SOLID WASTE	(\$0.6)	(\$6.5)	(\$2.5)	(\$0.5)	\$0.3	(\$0.9)	\$2.6
ELECTRIC	\$1.3	\$1.5	\$0.0	(\$0.4)	(\$0.1)	(\$0.3)	(\$1.1)
NATURAL GAS	\$3.4	(\$8.5)	(\$5.4)	(\$4.4)	(\$3.7)	(\$3.6)	(\$0.2)
DISTRICT COOLING	\$0.0	(\$0.3)	(\$0.1)	(\$0.1)	(\$0.1)	(\$0.1)	(\$0.1)
TOTAL NET SOURCES AND USES	(\$0.2)	(\$34.7)	(\$17.7)	(\$18.2)	(\$14.0)	(\$9.5)	(\$3.7)
Beginning Reserve Balance	\$1444.6	\$1444.4	\$109.7	\$92.0	\$73.8	\$59.8	\$50.3
Ending Reserve Balance	\$1444.4	\$109.7	\$92.0	\$73.8	\$59.8	\$50.3	\$46.6
Ending Reserve Balance Percent*	28.9%	21.6%	17.3%	13.3%	10.4%	8.5%	7.6%

*As a % of Next Fiscal Year's Expenditures

data as of January 2024
 dollars in millions

2024 Council Strategic Planning Session

February 15, 2024

November 2024 Ballot

Brian Ritschel, Management and Budget Director

Scott Butler, Assistant City Manager

Chris Brady, City Manager



November 2024 Ballot

Home Rule/Permanent Base Adjustment



Income Rule/Permanent Base Adjustment

City of Mesa
City Council Strategic Priorities Meeting
February 15, 2024

Presented by:

Brian A. Ritschel, Management & Budget Director



The Arizona Constitution

- Requires the adoption of a balanced budget. Estimated revenues and resources equal to appropriated expenditures.
- Imposes an expenditure limitation for all cities and towns based on FY1979/80, adjusted for population growth and inflation.
- Allows for local election approval of an Expenditure Limitation Alternative.

Expenditure Limitation Formula

FY_{1979/80} revenue collections

X

Population growth

X

Inflation (CPI)

Expenditure Limitation

Types of Expenditure Limitation Alternatives

- **Home Rule:** Allows the city to maintain local control of the annual budget amount and determine the necessary expenditure limitation while remaining within available revenues and resources. Effective for four years.
- **Permanent Adjustment to Expenditure Base:** Allows the City to permanently adjust the expenditure base to a level other than the FY1979/80 amount. The new base is then adjusted for population and inflation in future years.
- **One-Time Override Alternative:** Allows for exceeding the State imposed expenditure limitation for one fiscal year.

Current Alternative: Home Rule

What is Home Rule?

- Allows a City or Town to retain local control over the annual budget
- Allows a City or Town to spend the revenues it collects
- Must be approved by 2/3rd of City or Town Council to refer to ballot
- Majority of voters must approve

City of Mesa Current Home Rule

A home rule alternative was approved by voters in March 2000



It was renewed in March 2004, March 2008, November 2010, November 2014, November 2018, and November 2022



The current authorization will expire June 30, 2027

Why the exemption?

- Does not take into consideration services provided by the City or services added since 1980
- Does not account for increases in revenue collected
- Removes control over annual budget from City Council/Residents
- The City would still collect revenue at current levels, just could not spend that additional revenue
- The City is still required to adopt a balanced budget, whether the City is exempted from expenditure limitation or not

Why the State expenditure limitation formula is not effective

- Does not take into account voter approved revenue streams

FY 22/23

- Public Safety Sales Tax \$4.1M
- Quality of Life Sales Tax \$4.1M
- Local Streets Sales Tax \$50M
- General Fund Sales Tax \$25M

Impact if Home Rule Is not continued

- The FY 23/24 budget would need to be reduced by about **\$1.1B** from the expenditures that are subject to the limitation
- Expenses **NOT** subject to the limitation are:
 - Voter approved Bond proceeds, some Debt Service, Highway User Funds, Community Facilities Districts, Joint Ventures, Grants, most of the Trust Funds, etc.
- The bulk of the expenses subject to the limitation are:
 - General Governmental Funds, Public Safety Sales Tax, Local Streets Sales Tax, and Utility Fund

FISCAL YEAR	BASE	POPULATION		INFLATION		STATE	ACTUAL
		FACTOR				EXPENDITURE LIMIT	
22/23	\$54,090,640	X	3.88	X	3.17	\$666,186,664	\$980,517,660
23/24	\$54,090,640	X	3.93	X	3.31	\$703,470,338	\$1,222,420,971
24/25	\$54,090,640	X	3.97	X	3.56	\$764,156,316	\$1,904,751,643
25/26	\$54,090,640	X	4.08	X	3.78	\$834,427,175	\$1,907,458,275
26/27	\$54,090,640	X	4.10	X	3.88	\$860,881,721	\$1,919,646,366
27/28	\$54,090,640	X	4.13	X	3.97	\$885,831,156	\$2,031,479,933
	\$54,090,640	X	4.14	X	4.06	\$910,187,941	\$2,003,972,785

Example: State Imposed Expenditure Limit

Option 2: Permanent Base Adjustment

What is Permanent Base Adjustment?

FY1979/80 revenue collections +
Revenue adjustments

X

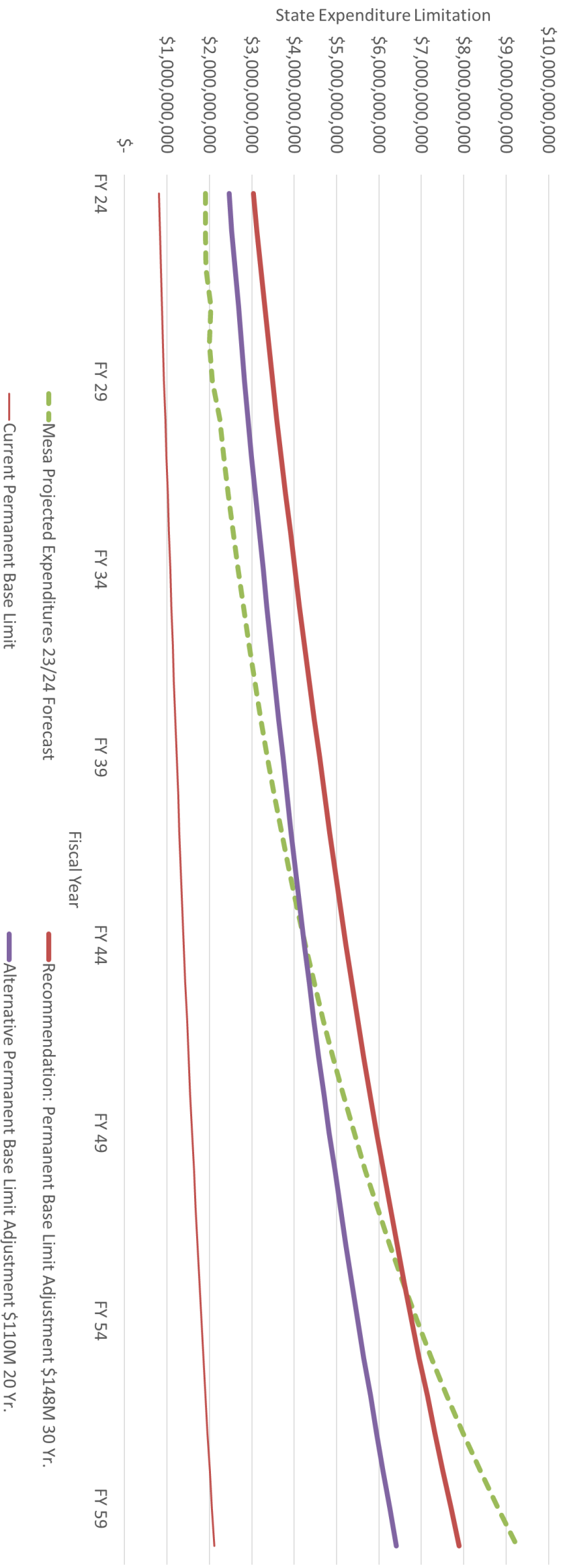
Population growth

X

Inflation (CPI)

Expenditure Limitation

20-Year \$110M and 30-Year \$148M Permanent Base Adjustment



November 2024 Ballot

Proposition (Prop) 479



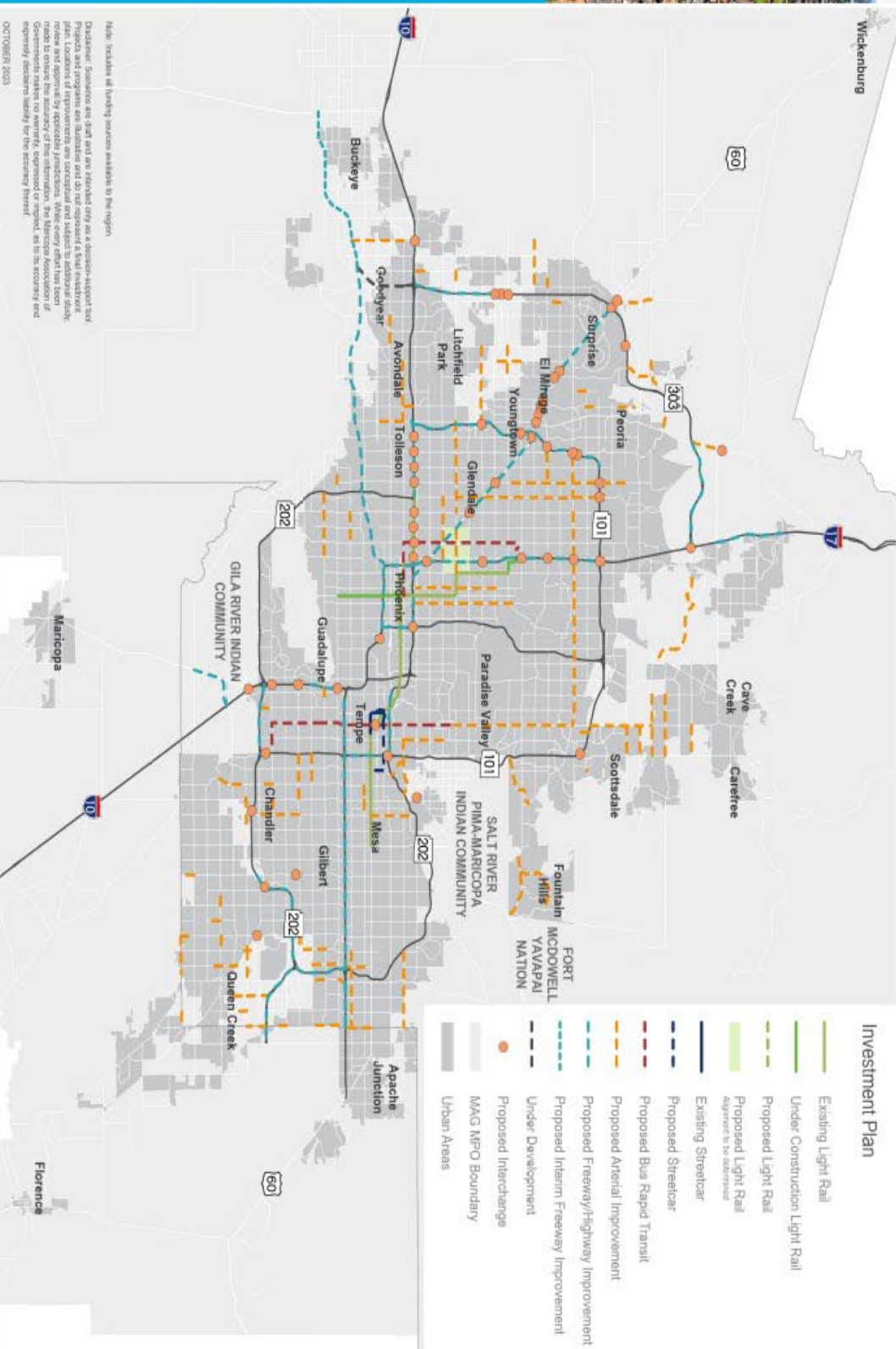


Project Map



In June 2021, the MAG Regional Council unanimously approved a range of capital projects for our **MOMENTUM** plan. The projects include a suite of investments such as freeway improvements and high-capacity transit expansion.

The proposed future investment strategy is much more than the regional projects mapped here. The MAG Regional Council has also directed significant investment into various programs that align with **MOMENTUM**'s goals. The investment into programs, such as bicycle, pedestrian, and safety improvements, will allow the region to respond to the transportation needs of our future.



Flexible and Future-Focused Plan

The Numbers

331 new freeway/
highway lane miles

134 new HOV lane miles

1,000 new or improved
arterial lane miles

43 new or improved traffic
interchanges

9 new DHOV or system
interchange DHOV ramps

3 new or improved
system interchanges

Helps Support

11.9 miles of new light rail

28.25 miles of BRT (bus
rapid transit)

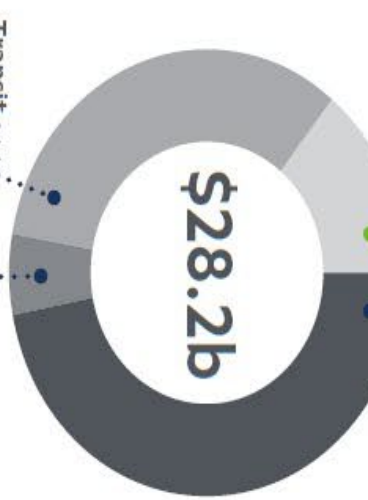
4.4 miles of new
streetcar

Program Investments

Nonmotorized Infrastructure:	\$800,000,000
Air Quality:	\$160,000,000
Arterial Intersection:	\$400,000,000
Arterial Rehabilitation:	\$500,000,000
Arterial Widening:	\$300,000,000
Emerging Technology:	\$250,000,000
ITS:	\$600,000,000
Safety:	\$200,000,000
TDM Expansion:	\$250,000,000

Programs

- Freeways/Highways
- Arterials
- Transit



Featured Investments

The MAG Regional Council has also directed significant investment into various programs that align with MOMENTUM's goals. The investment into programs will allow the region to identify projects on a periodic basis which provides more flexibility to ensure the region can respond to critical needs now and into the future.

Nonmotorized Infrastructure
 Investments in bicycle lanes, protected paths and other projects to create better connectivity and improve safety for non-motorized transportation users.

Air Quality
 Investments to mitigate impacts of the transportation system and improve the region's air quality.

Arterial Improvements
 Investments to enhance the region's "grid" street network to improve safety and mobility.

Bus Transit
 Investments to continue to operate and further grow the region's bus transit system.

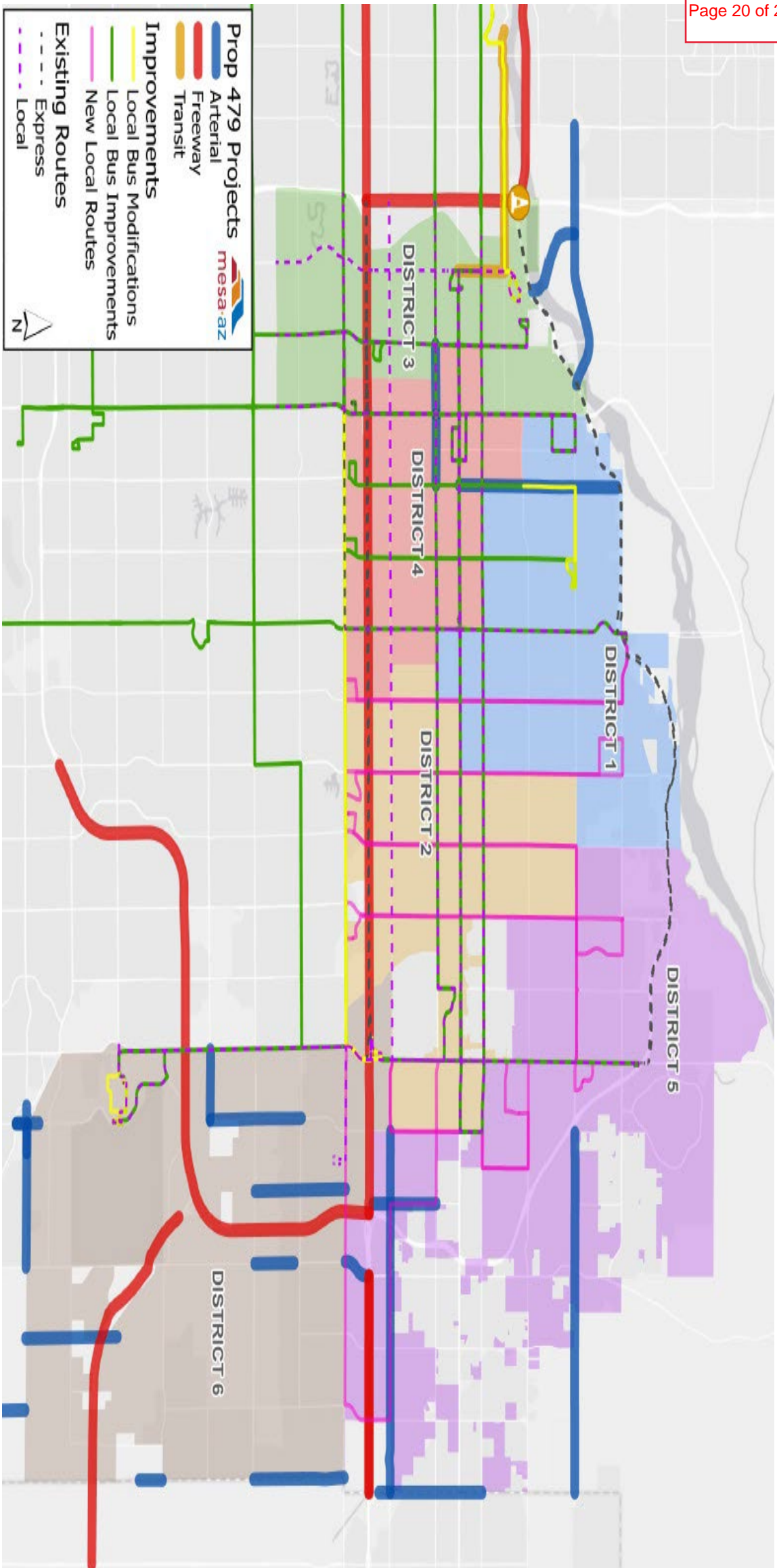
Emerging Technology
 Investments to enable the region to respond and adapt to future transportation innovations.

Intelligent Transportation Systems
 Investments in technology that manage the movement of people and goods through the region.

Safety
 Investments in projects and initiatives that improve safety across the system and for its users.

Transportation Demand Management
 Investments in strategies that optimize the region's existing transportation infrastructure and manages its use, especially at "rush hour."

Prop 479 Mesa Projects



Prop 479 Mesa Projects

Freeway Program: Over \$1.7 Billion in highway expansion/improvement projects along SR 24, US 60, Loop 101 and 202

Arterial Street Program: Over \$220 million on arterial improvements throughout Mesa ⁵

Light Rail System: \$1.25 billion in systemwide upgrades and lifecycle replacements

Streetcar Expansion: \$190 million to expand the streetcar from Tempe to connect to the Light Rail at Dobson/Main; eventually expanding into the Fiesta District

Bus Routes: Continues to fund all Prop 400 supported routes in Mesa at an annual cost of \$24 million/year; Mesa will then compete for new funding under the Prop 479 competitive program

Regional Service: Mesa's paratransit and express bus service will be paid for by the region; this represents \$6 million in annual service



⁵ List of potential Prop 479 Transportation projects

November 2024 Ballot

General Obligation (GO) Bonds



General Obligation (GO) Bonds

Previous General Bond Categories

November 2022 Ballot: Question #2 Public Safety - \$157M

November 2020 Ballot: Question #1 Mesa Moves - \$100M

November 2018 Ballot: Question #3 Public Safety - \$85M

November 2018 Ballot: Question #4 Cultural and Recreational Facility - \$111M



General Obligation (GO) Bonds

Ideas to Consider for Future Categories

Improve Community Safety

- Emergency Medical
- Public Safety Communications
- Pedestrian Infrastructure

Improve Quality of Life in Mesa

- Parks
- Recreational Centers
- Museums
- Cultural Centers



General Obligation (GO) Bonds

Next Steps

- Complete departmental CIP review
- List of projects to City Council
- Community feedback
- General Bond financial capacity
- Mayor/City Council discussion and direction

November 2024 Ballot

Charter Amendments

