

WARE MALCOMB
 CIVIL ENGINEERING
 ARCHITECTURE
 PLANNING
 INTERIORS
 BUILDING MEASUREMENT
 2777 E. Camelback Rd. Suite #325
 Phoenix, AZ 85016
 P 480.767.1001



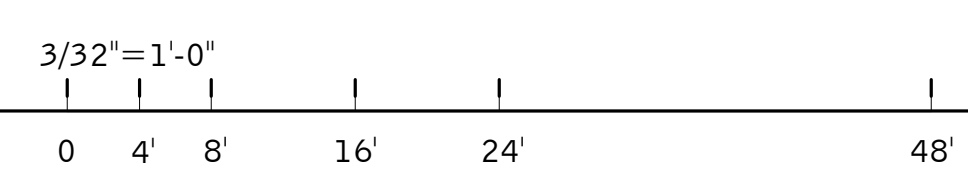
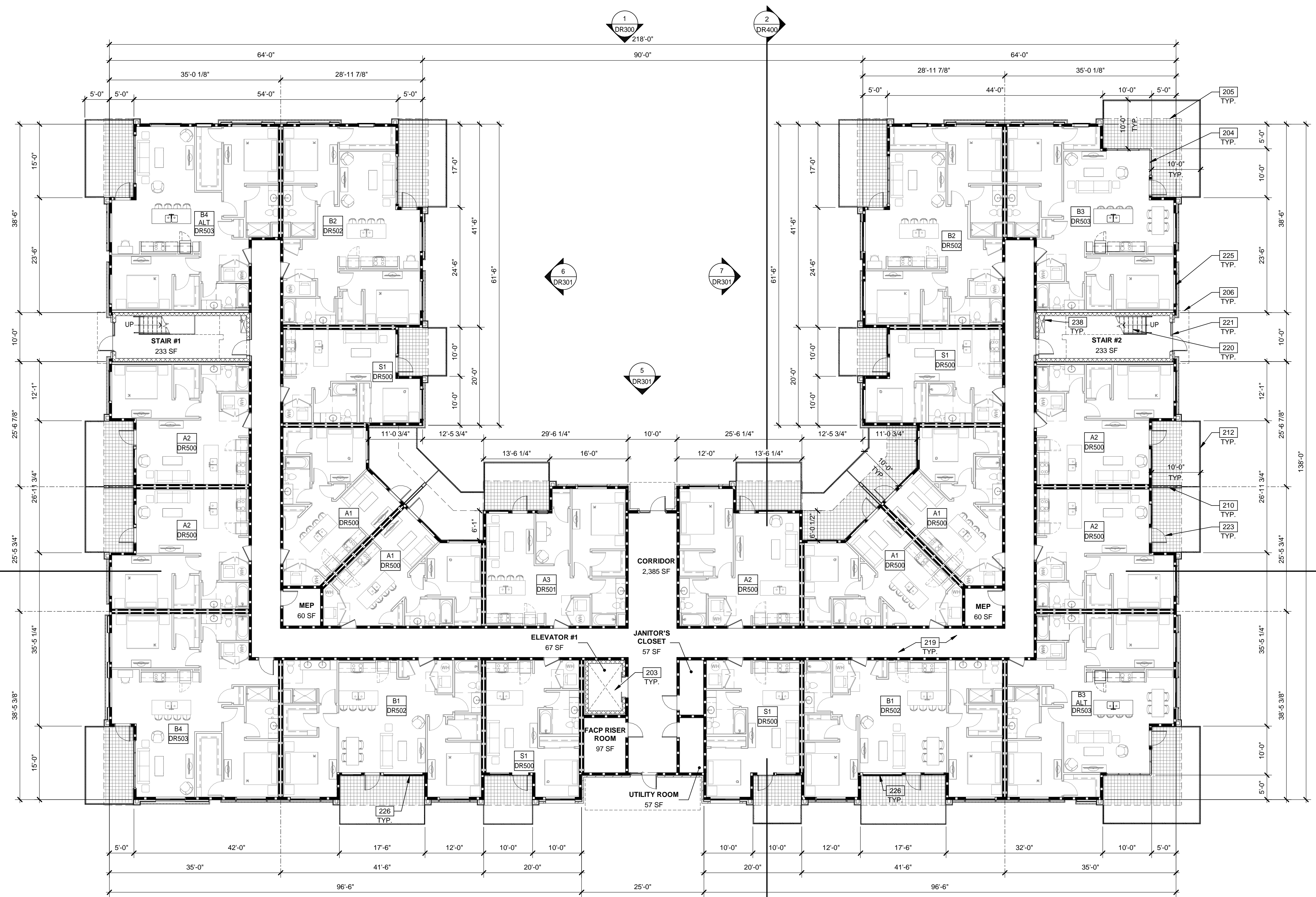
THE CRAFTSMAN ON ELLIOT
 8264 EAST ELLIOT ROAD,
 MESA, ARIZONA 85212

MULTIFAMILY - LEVEL 1 - FLOOR PLAN

DATE	REMARKS
02/27/2023	PRE-APPLICATION SUBMITTAL
02/07/2023	SP / DRB SUBMITTAL #1
06/06/2023	SP / DRB SUBMITTAL #2
10/09/2023	SP / DRB SUBMITTAL #3
01/29/2024	SP / DRB SUBMITTAL #4
03/13/2024	SP / DRB SUBMITTAL #4 REV 1

PA/PM:	C. BRUCE
DRAWN BY:	H.A./E.M.
JOB NO.:	PHX22-0196-00

SHEET
DR100
 10/6/2023 8:15:49 PM

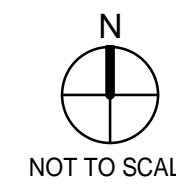
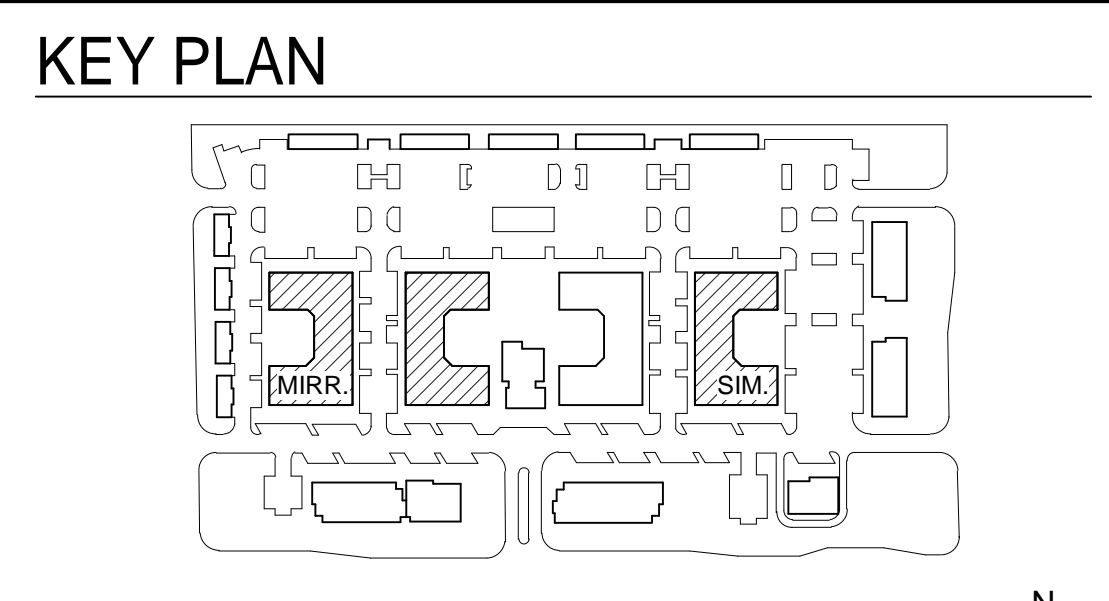


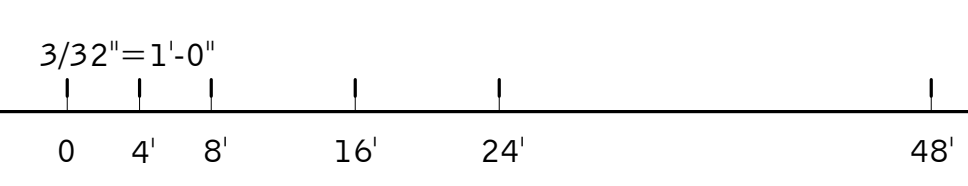
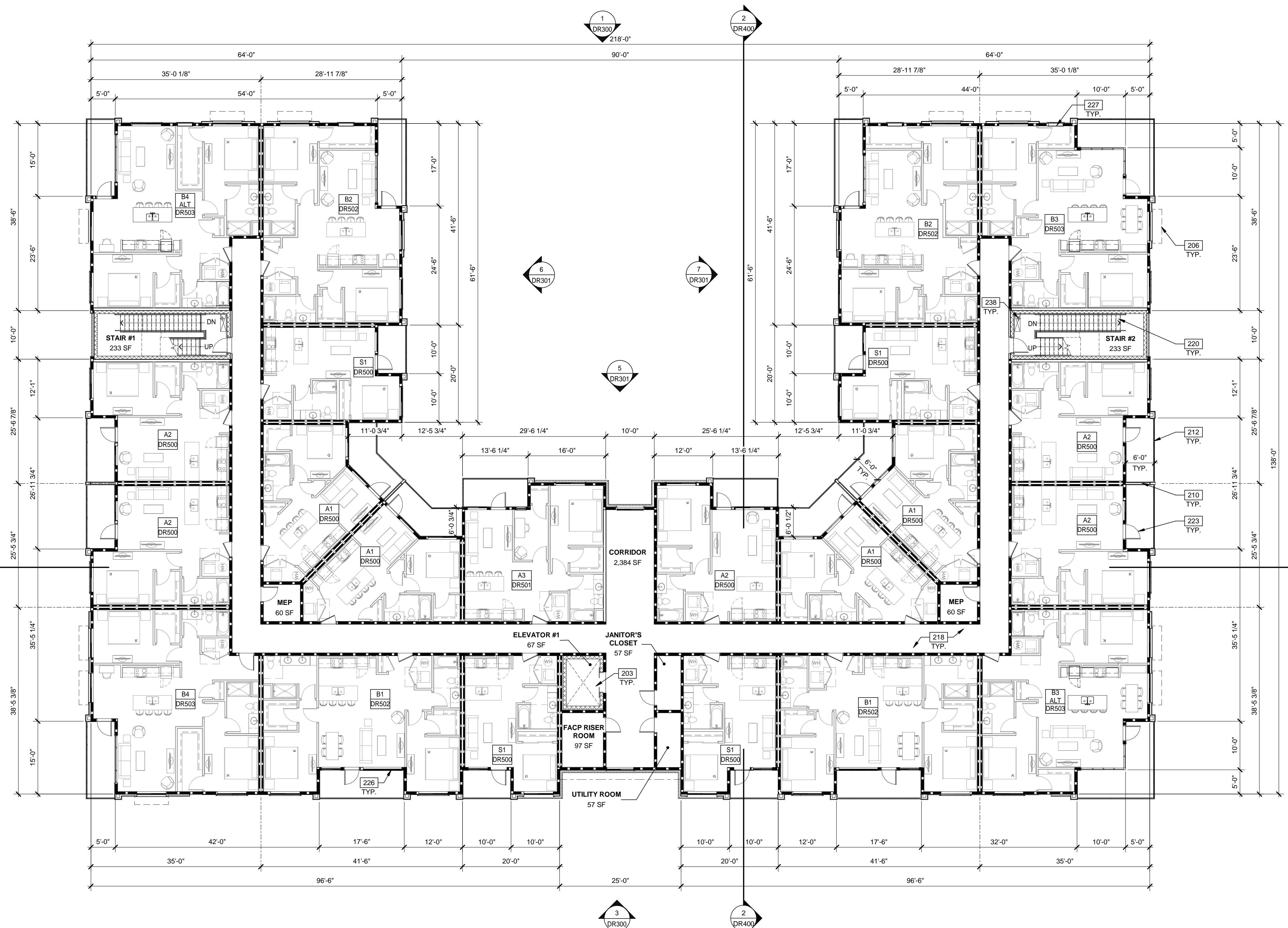
MULTIFAMILY - LEVEL 1 - FLOOR PLAN
 SCALE: 3/32" = 1'-0"
 1

LEGENDS

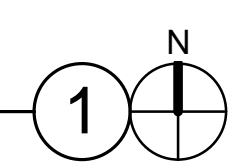
WALL	BASIC DESCRIPTION
[Symbol]	2 HR FIRE-RESISTANCE RATED CONCRETE MASONRY WALL
[Symbol]	1 HR EXTERIOR PANEL OVER WOOD STUD WALL
[Symbol]	1 HR EXTERIOR WALL WITH BRICK WALL FURRING
[Symbol]	NON-RATED INTERIOR PARTITION
[Symbol]	1HR FIRE-RESISTANCE RATED WOOD DOUBLE STUD DEMISING WALL
[Symbol]	AREA OF PATIO OVERHEAD COVERAGE

- KEYNOTES:**
- 203 ELEVATOR SHAFT AND PIT.
 - 204 ALUMINUM STOREFRONT SYSTEM.
 - 205 LINE OF BALCONY ABOVE.
 - 206 OUTLINE OF CANOPY ABOVE.
 - 210 EXTERIOR UNIT SEPARATION PRIVACY WALL.
 - 212 42" HIGH PREFABRICATED GUARDRAIL.
 - 219 CONCRETE SLAB, PROVIDE VAPOR BARRIER PER SOILS REPORT.
 - 220 CONCRETE-FILLED STEEL PAN TREADS AND LANDINGS WITH FABRICATED STEEL SUPPORT STRINGERS.
 - 221 EXTERIOR STOREFRONT DOOR WITH SIDELIGHT.
 - 223 EXTERIOR ALUMINUM FULL LITE DOOR.
 - 225 VINYL SLIDING OPERABLE WINDOW.
 - 226 3 PANEL VINYL SLIDING OPERABLE WINDOW.
 - 238 STAND PIPE.





MULTIFAMILY -
LEVEL 2, 3 AND 4 - TYPICAL FLOOR PLAN
SCALE: 3/32" = 1'-0"



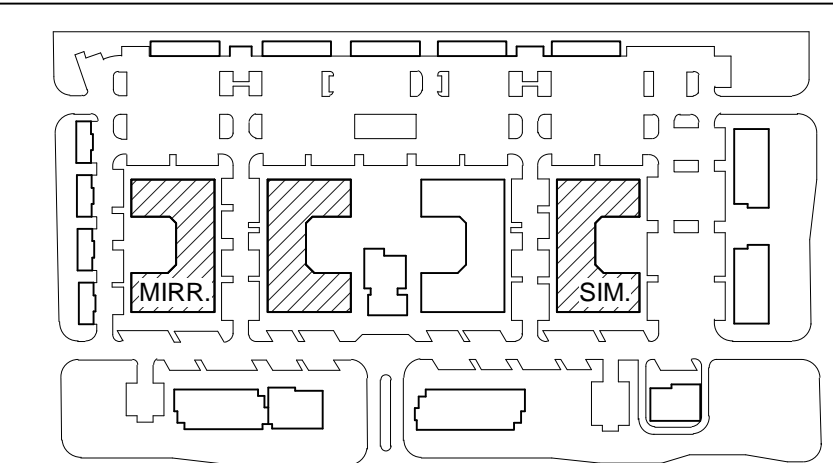
LEGENDS

WALL	BASIC DESCRIPTION
	2 HR FIRE-RESISTANCE RATED CONCRETE MASONRY WALL
	1 HR EXTERIOR PANEL OVER WOOD STUD WALL
	1 HR EXTERIOR WALL WITH BRICK WALL FURRING
	NON-RATED INTERIOR PARTITION
	1HR FIRE-RESISTANCE RATED WOOD DOUBLE STUD DEMISING WALL


KEYNOTES:

- 203 ELEVATOR SHAFT AND PIT.
- 206 OUTLINE OF CANOPY ABOVE.
- 210 EXTERIOR UNIT SEPARATION PRIVACY WALL.
- 212 42" HIGH PREFABRICATED GUARDRAIL.
- 218 WOOD FLOOR ASSEMBLY.
- 220 CONCRETE-FILLED STEEL PAN TREADS AND LANDINGS WITH FABRICATED STEEL SUPPORT STRINGERS.
- 223 EXTERIOR ALUMINUM FULL LITE DOOR.
- 226 3 PANEL VINYL SLIDING OPERABLE WINDOW.
- 227 18" X 36" FIXED WINDOW.
- 238 STAND PIPE.

KEY PLAN



WARE MALCOMB
 CIVIL ENGINEERING
 ARCHITECTURE
 PLANNING
 INTERIORS
 BRANDING
 BUILDING MEASUREMENT
 2777 E. Camelback Rd. Suite #325
 Phoenix, AZ 85016
 P 480.767.1001



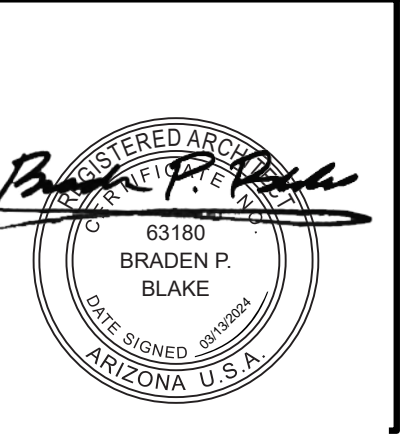
**THE CRAFTSMAN ON
ELLIOT**
 8264 EAST ELLIOT ROAD,
 MESA, ARIZONA 85212

MULTIFAMILY - LEVEL 2, 3 AND 4 - TYPICAL FLOOR PLAN

DATE	REMARKS
02/27/2023	PRE-APPLICATION SUBMITTAL
02/07/2023	SP / DRB SUBMITTAL #1
06/05/2023	SP / DRB SUBMITTAL #2
10/09/2023	SP / DRB SUBMITTAL #3
01/29/2024	SP / DRB SUBMITTAL #4
03/13/2024	SP / DRB SUBMITTAL #4 REV 1

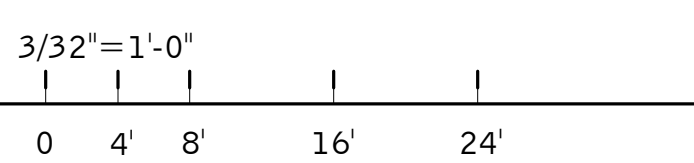
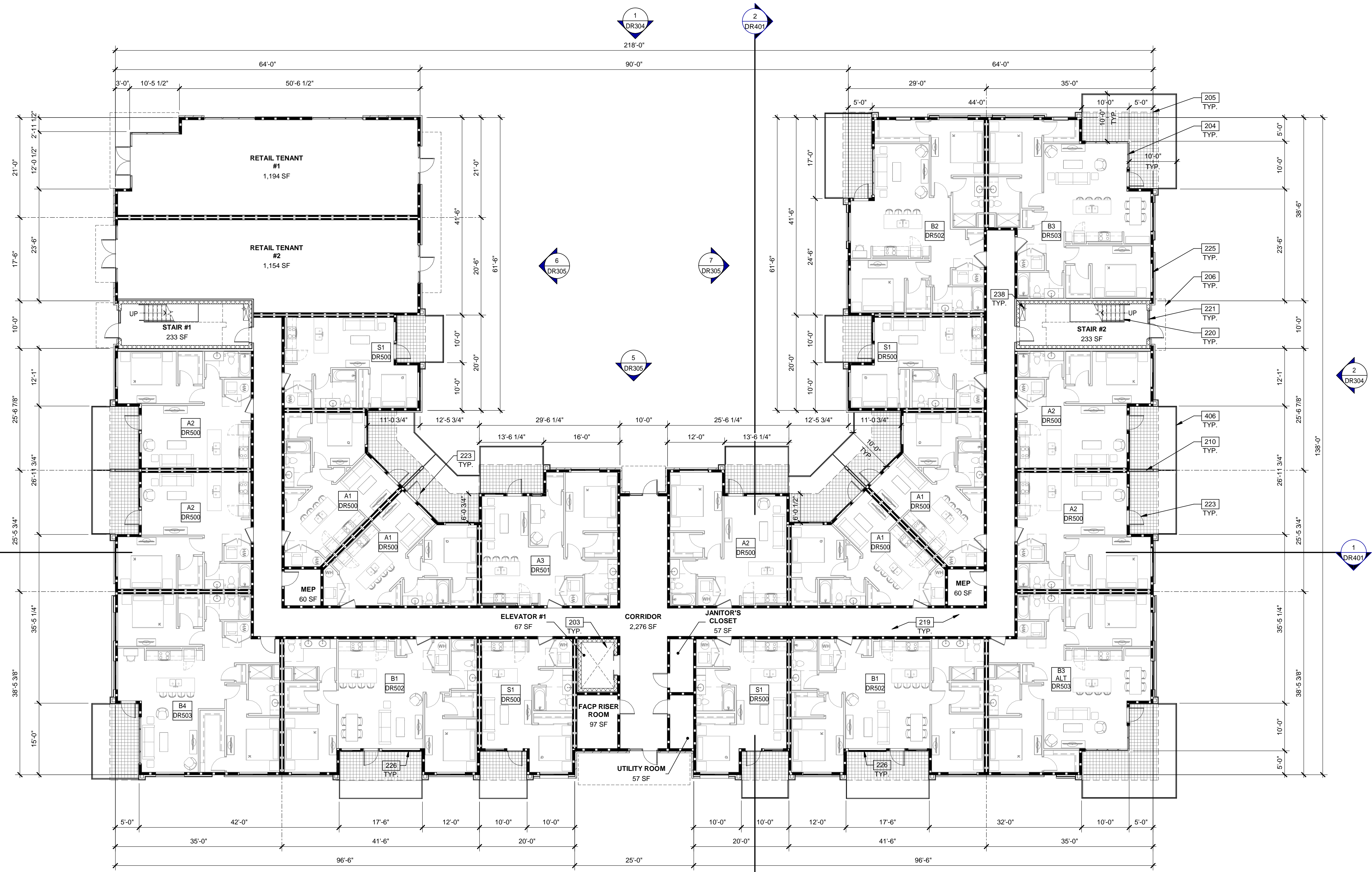
PA/PM:	C. BRUCE
DRAWN BY.:	H.A./E.M.
JOB NO.:	PHX22-0196-00

SHEET
DR101



DATE	REMARKS
02/27/2023	PRE-APPLICATION SUBMITTAL
02/07/2023	SP / DRB SUBMITTAL #1
06/05/2023	SP / DRB SUBMITTAL #2
10/09/2023	SP / DRB SUBMITTAL #3
01/29/2024	SP / DRB SUBMITTAL #4
03/13/2024	SP / DRB SUBMITTAL #4 REV1

PA/PM:	C. BRUCE
DRAWN BY:	H.A. / E.M.
JOB NO.:	PHX22-0196-00



MIXED USE APARTMENTS - LEVEL 1 - FLOOR PLAN
 SCALE: 3/32" = 1'-0"

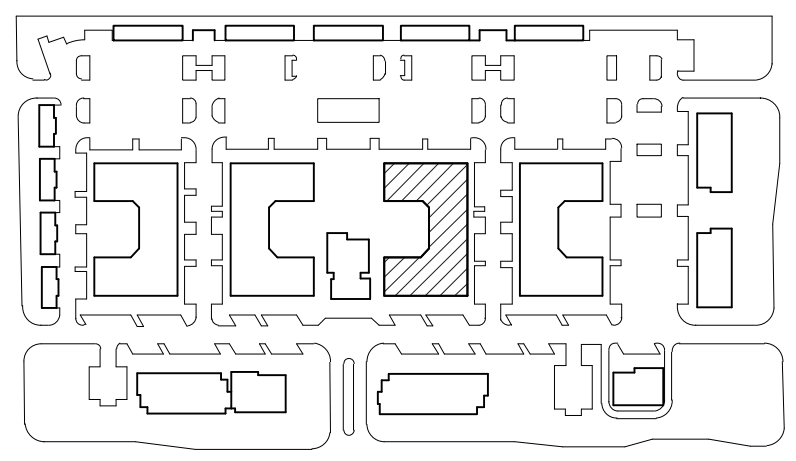
LEGENDS


WALL	BASIC DESCRIPTION
	2 HR FIRE-RESISTANCE RATED CONCRETE MASONRY WALL
	1 HR EXTERIOR PANEL OVER WOOD STUD WALL
	1 HR EXTERIOR WALL WITH BRICK WALL FURRING
	NON-RATED INTERIOR PARTITION
	1HR FIRE-RESISTANCE RATED WOOD DOUBLE STUD DEMISING WALL
	AREA OF PATIO OVERHEAD COVERAGE

KEYNOTES:

- 203 ELEVATOR SHAFT AND PIT.
- 204 ALUMINUM STOREFRONT SYSTEM.
- 205 LINE OF BALCONY ABOVE.
- 206 OUTLINE OF CANOPY ABOVE.
- 210 EXTERIOR UNIT SEPARATION PRIVACY WALL.
- 212 42" HIGH PREFABRICATED GUARDRAIL.
- 219 CONCRETE SLAB, PROVIDE VAPOR BARRIER PER SOILS REPORT.
- 220 CONCRETE-FILLED STEEL PAN TREADS AND LANDINGS WITH FABRICATED STEEL SUPPORT STRINGERS.
- 221 EXTERIOR STOREFRONT DOOR WITH SIDELIGHT.
- 223 EXTERIOR ALUMINUM FULL LITE DOOR.
- 225 VINYL SLIDING OPERABLE WINDOW.
- 226 3 PANEL VINYL SLIDING OPERABLE WINDOW.
- 238 STAND PIPE.

KEY PLAN





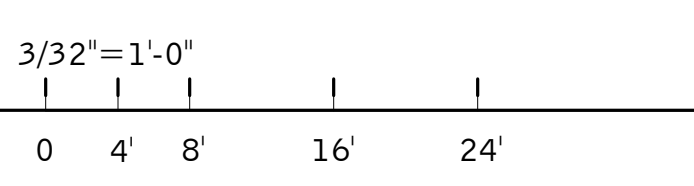
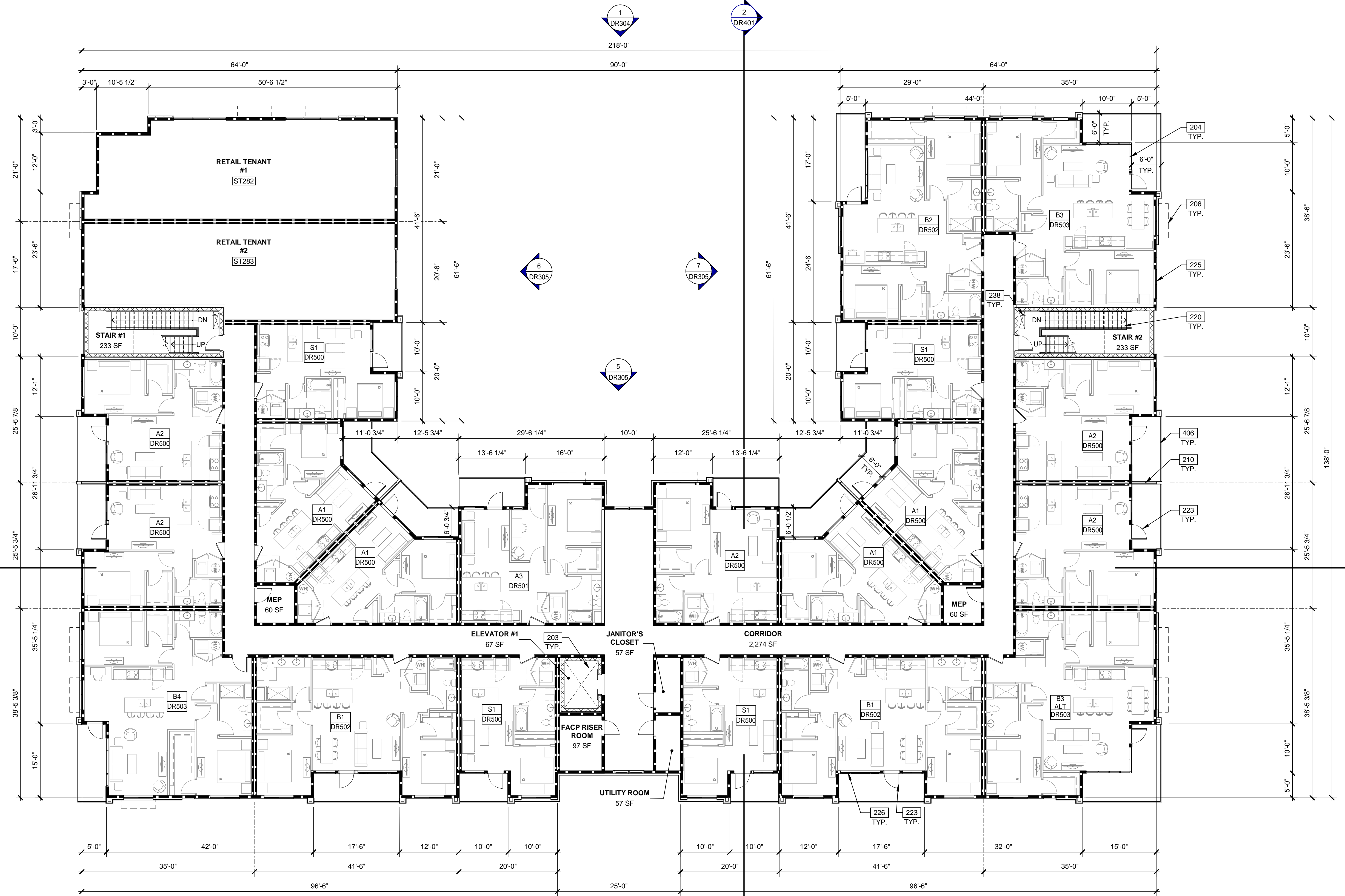
THE CRAFTSMAN ON ELLIOT
 8264 EAST ELLIOT ROAD,
 MESA, ARIZONA 85212

MIXED USE APARTMENTS - LEVEL 2 - FLOOR PLAN

DATE	REMARKS
02/27/2023	PRE-APPLICATION SUBMITTAL
02/07/2023	SP / DRB SUBMITTAL #1
06/05/2023	SP / DRB SUBMITTAL #2
10/09/2023	SP / DRB SUBMITTAL #3
01/29/2024	SP / DRB SUBMITTAL #4
03/13/2024	SP / DRB SUBMITTAL #4 REV 1

PA/PM: C. BRUCE
 DRAWN BY: H.A. / E.M.
 JOB NO.: PHX22-0196-00

SHEET
DR103



MIXED USE APARTMENTS - LEVEL 2 - FLOOR PLAN
 SCALE: 3/32" = 1'-0"

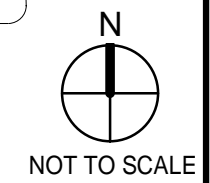
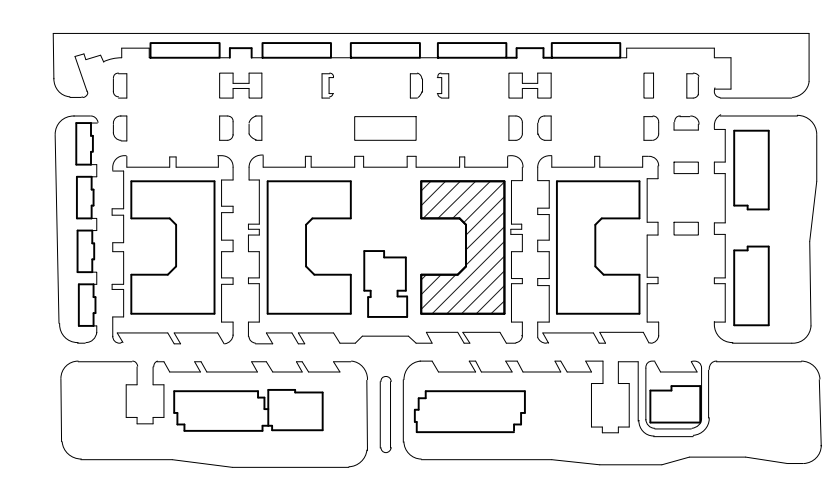
LEGENDS

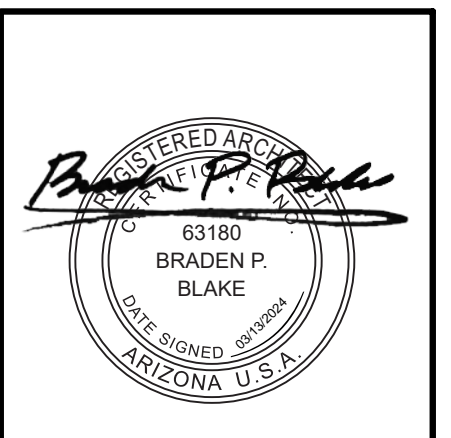
WALL	BASIC DESCRIPTION
	2 HR FIRE-RESISTANCE RATED CONCRETE MASONRY WALL
	1 HR EXTERIOR PANEL OVER WOOD STUD WALL
	1 HR EXTERIOR WALL WITH BRICK WALL FURRING
	NON-RATED INTERIOR PARTITION
	1HR FIRE-RESISTANCE RATED WOOD DOUBLE STUD DEMISING WALL

KEYNOTES:

- 203 ELEVATOR SHAFT AND PIT.
- 204 ALUMINUM STOREFRONT SYSTEM.
- 210 EXTERIOR UNIT SEPARATION PRIVACY WALL.
- 220 CONCRETE-FILLED STEEL PAN TREADS AND LANDINGS WITH FABRICATED STEEL SUPPORT STRINGERS.
- 223 EXTERIOR ALUMINUM FULL LITE DOOR.
- 225 VINYL SLIDING OPERABLE WINDOW.
- 226 3 PANEL VINYL SLIDING OPERABLE WINDOW.
- 238 STAND PIPE.
- 406 BALCONY WITH 42" METAL GUARDRAIL.

KEY PLAN

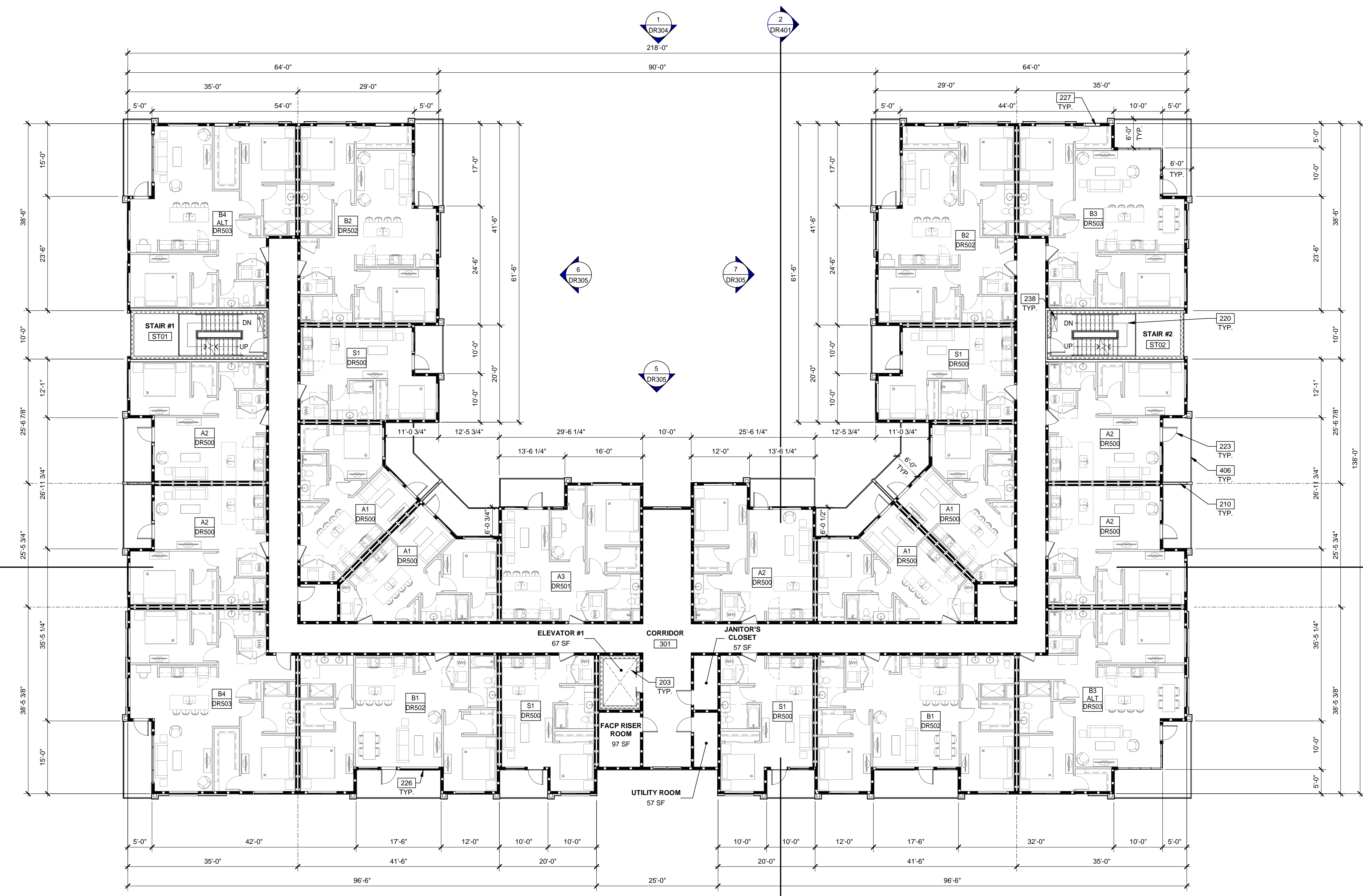




MIXED USE APARTMENTS - LEVEL 3 & LEVEL 4 - TYPICAL

DATE	REMARKS
02/27/2023	PRE-APPLICATION SUBMITTAL
02/07/2023	SP / DRB SUBMITTAL #1
06/05/2023	SP / DRB SUBMITTAL #2
10/09/2023	SP / DRB SUBMITTAL #3
01/29/2024	SP / DRB SUBMITTAL #4
03/13/2024	SP / DRB SUBMITTAL #4 REV 1

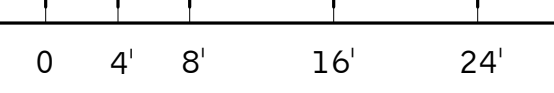
PA/PM:	C. BRUCE
DRAWN BY:	H.A. / E.M.
JOB NO.:	PHX22-0196-00



MIXED USE APARTMENTS - LEVEL 3 AND 4 - TYPICAL FLOOR PLAN

SCALE: 3/32" = 1'-0"

3/32" = 1'-0"



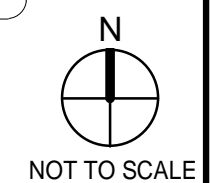
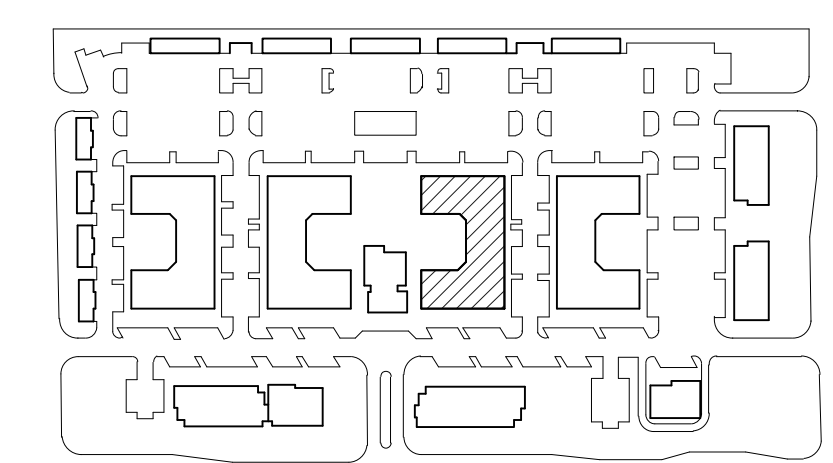
LEGENDS

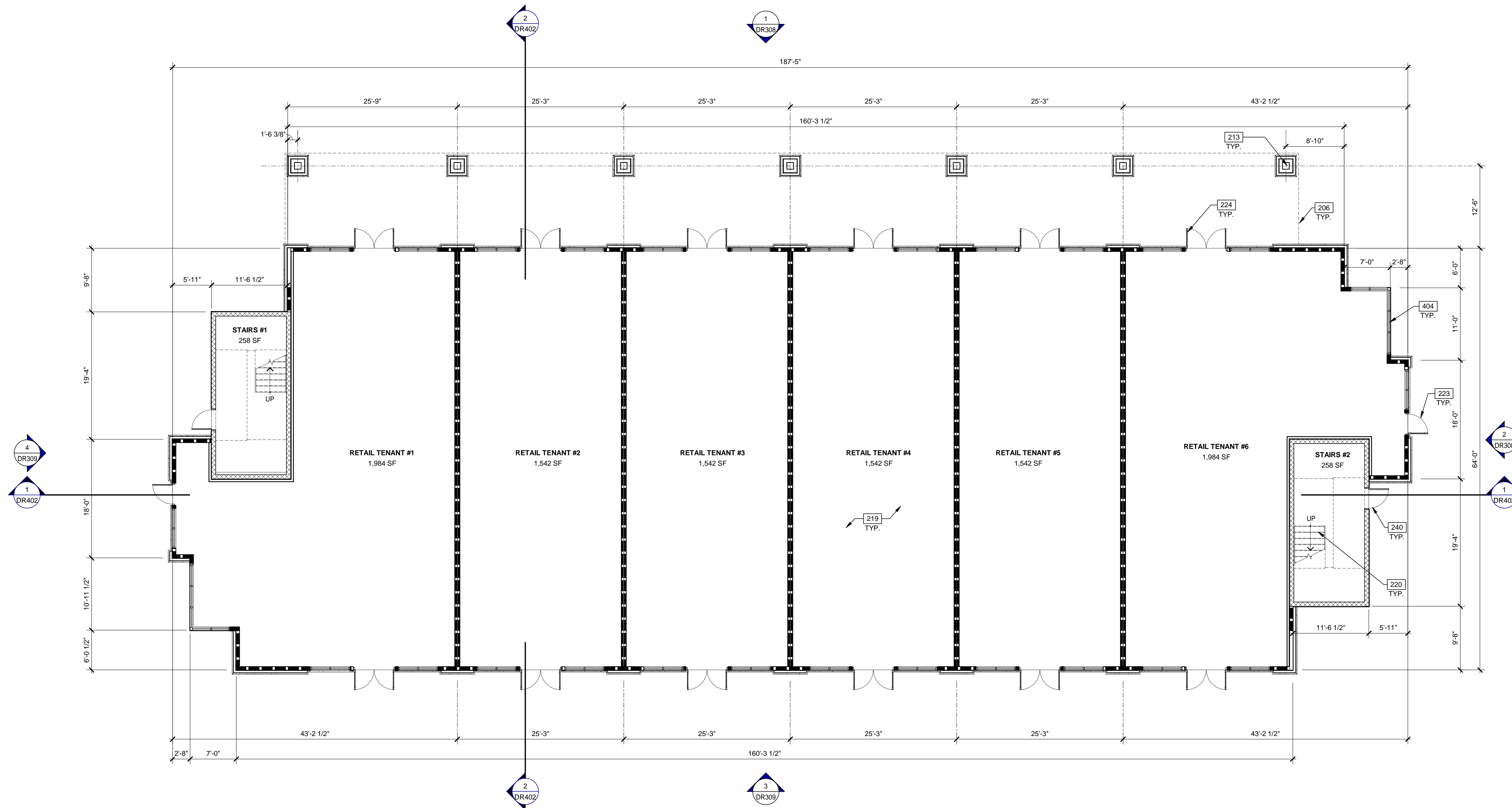
WALL	BASIC DESCRIPTION
	2 HR FIRE-RESISTANCE RATED CONCRETE MASONRY WALL
	1 HR EXTERIOR PANEL OVER WOOD STUD WALL
	1 HR EXTERIOR WALL WITH BRICK WALL FURRING
	NON-RATED INTERIOR PARTITION
	1HR FIRE-RESISTANCE RATED WOOD DOUBLE STUD DEMISING WALL

KEYNOTES:

- 203 ELEVATOR SHAFT AND PIT.
- 210 EXTERIOR UNIT SEPARATION PRIVACY WALL.
- 220 CONCRETE-FILLED STEEL PAN TREADS AND LANDINGS WITH FABRICATED STEEL SUPPORT STRINGERS.
- 223 EXTERIOR ALUMINUM FULL LITE DOOR.
- 226 3 PANEL VINYL SLIDING OPERABLE WINDOW.
- 227 18" X 36" FIXED WINDOW.
- 238 STAND PIPE.
- 406 BALCONY WITH 42" METAL GUARDRAIL.

KEY PLAN





4
DR309

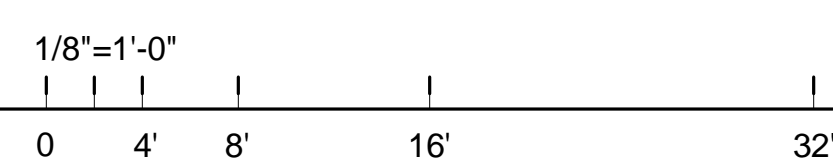
1
DR402

2
DR308

1
DR402

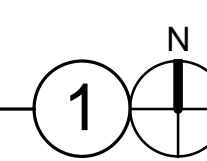
2
DR402

3
DR309



MIXED USE BUILDING - LEVEL 1 - FLOOR PLAN

SCALE: 1/8" = 1'-0"



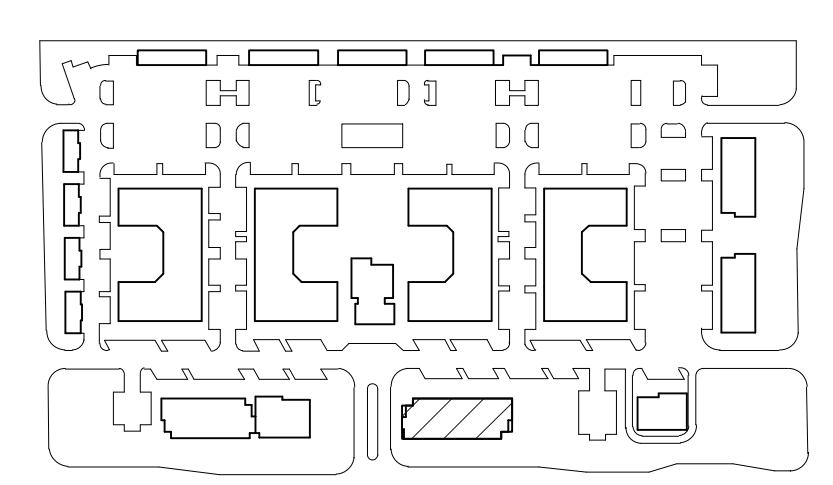
LEGEND

- WALL BASIC DESCRIPTION
- 1HR RATED FULL HEIGHT PARTITION
 - CMU WALL, FULLY GROUTED
 - EXTERIOR WALL, 1 HR RATED

KEYNOTES:

- 206 OUTLINE OF CANOPY ABOVE.
- 213 WRAPPED WOOD COLUMN.
- 219 CONCRETE SLAB, PROVIDE VAPOR BARRIER PER SOILS REPORT.
- 220 CONCRETE-FILLED STEEL PAN TREADS AND LANDINGS WITH FABRICATED STEEL SUPPORT STRINGERS.
- 223 EXTERIOR ALUMINUM FULL LITE DOOR.
- 224 EXTERIOR (PAIR) ALUMINUM DOUBLE DOOR.
- 240 EXTERIOR HOLLOW METAL DOOR.
- 404 ALUMINUM STOREFRONT SYSTEM.

KEY PLAN



WARE MALCOMB

ARCHITECTURE
PLANNING
INTERIORS

CIVIL ENGINEERING
BRANDING
BUILDING MEASUREMENT

2777 E. Camelback Rd. Suite #325
Phoenix, AZ 85016
P: 480.767.1601



THE CRAFTSMAN ON ELLIOT

8264 EAST ELLIOT ROAD,
MESA, ARIZONA 85212

MIXED USE BUILDING - LEVEL 1 - FLOOR PLAN

DATE	REMARKS
02/27/2023	PRE-APPLICATION SUBMITTAL
02/07/2023	SP / DRB SUBMITTAL #1
06/05/2023	SP / DRB SUBMITTAL #2
10/09/2023	SP / DRB SUBMITTAL #3
01/29/2024	SP / DRB SUBMITTAL #4
03/13/2024	SP / DRB SUBMITTAL #4 REV. 1

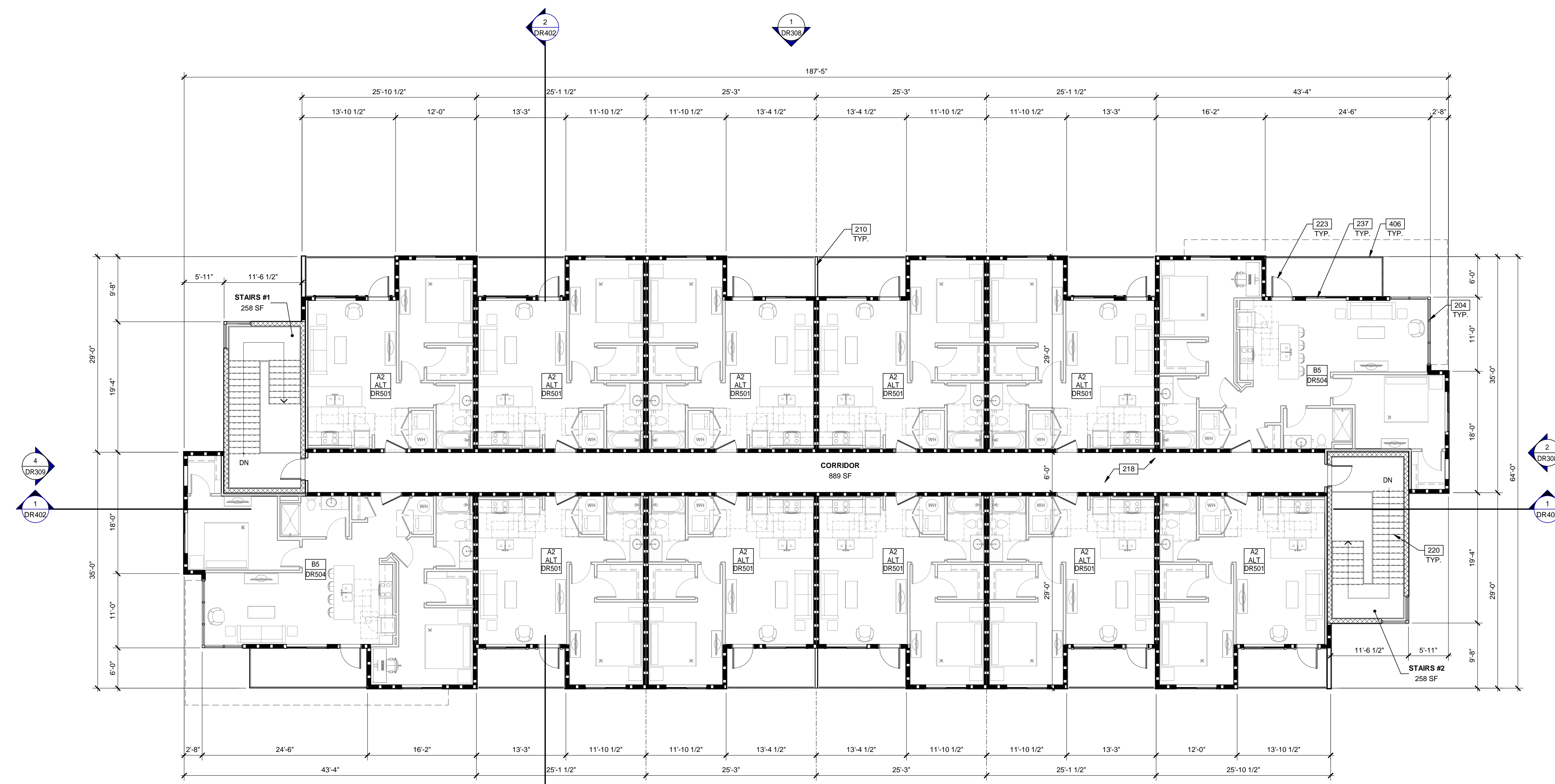
PA/PM:	C. BRUCE
DRAWN BY:	E.M. / H.A.
JOB NO.:	PHX22-0196-00

SHEET

DR105

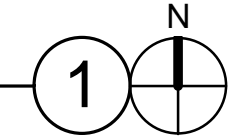
10/6/2023 8:50:48 PM





MIXED USE BUILDING - LEVEL 2 - FLOOR PLAN

SCALE: 1/8" = 1'-0"



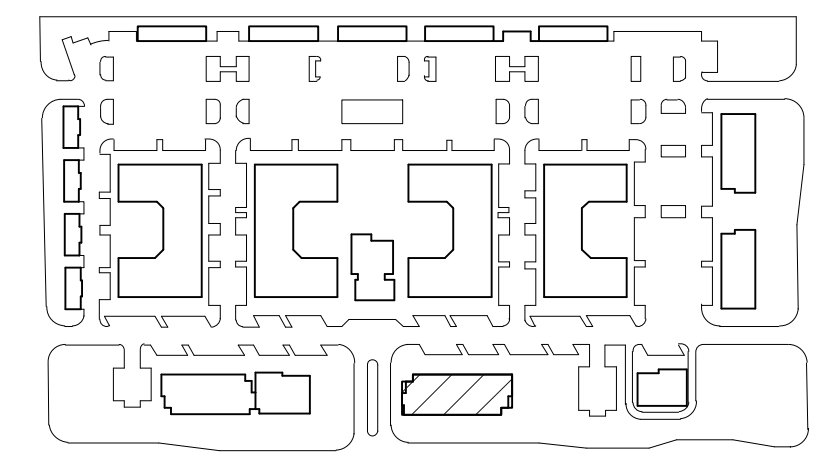
LEGEND

- WALL BASIC DESCRIPTION
- FULL HEIGHT NON-RATED PARTITION TO STRUCTURE
 - 1HR RATED FULL HEIGHT PARTITION
 - CMU WALL, FULLY GROUTED
 - EXTERIOR WALL, 1 HR RATED

KEYNOTES:


- 204 ALUMINUM STOREFRONT SYSTEM.
- 210 EXTERIOR UNIT SEPARATION PRIVACY WALL.
- 218 WOOD FLOOR ASSEMBLY.
- 220 CONCRETE-FILLED STEEL PAN TREADS AND LANDINGS WITH FABRICATED STEEL SUPPORT STRINGERS.
- 223 EXTERIOR ALUMINUM FULL LITE DOOR.
- 237 72" X 60" VINYL SLIDING OPERABLE WINDOW.
- 406 BALCONY WITH 42" METAL GUARDRAIL.

KEY PLAN



WARE MALCOMB
 CIVIL ENGINEERING
 ARCHITECTURE
 PLANNING
 INTERIORS
 BRANDING
 BUILDING MEASUREMENT

2777 E. Camelback Rd. Suite #325
 Phoenix, AZ 85016
 P 480.767.1001



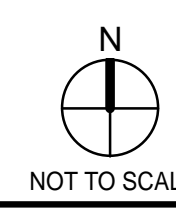
THE CRAFTSMAN ON ELLIOT
 8264 EAST ELLIOT ROAD,
 MESA, ARIZONA 85212

MIXED USE BUILDING - LEVEL 2 - FLOOR PLAN

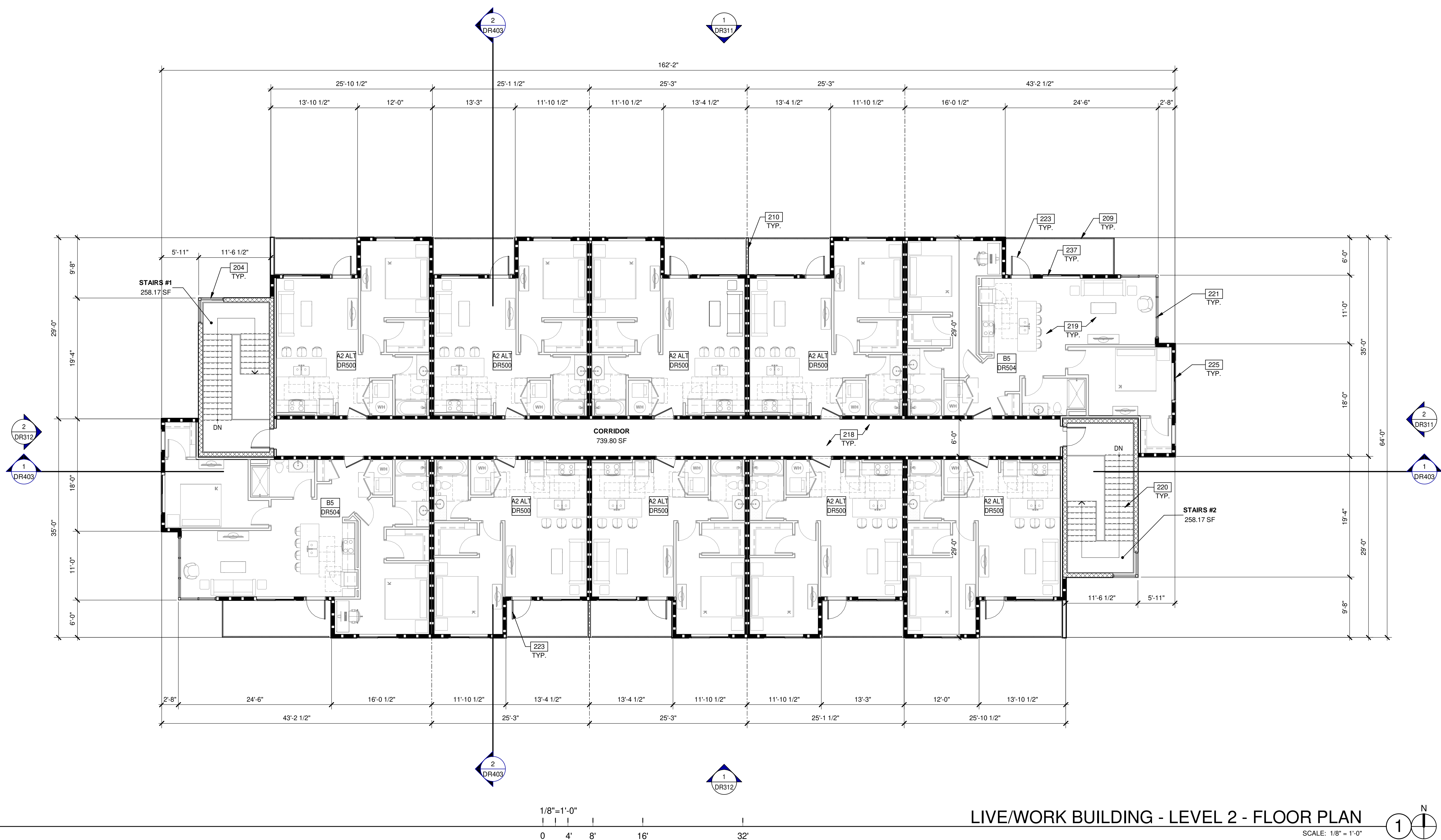
DATE	REMARKS
02/27/2023	PRE-APPLICATION SUBMITTAL
02/07/2023	SP / DRB SUBMITTAL #1
06/05/2023	SP / DRB SUBMITTAL #2
10/09/2023	SP / DRB SUBMITTAL #3
01/29/2024	SP / DRB SUBMITTAL #4
03/13/2024	SP / DRB SUBMITTAL #4 REV 1

PA/PM:	C. BRUCE
DRAWN BY.:	E.M. / H.A.
JOB NO.:	PHX22-0196-00

SHEET
DR106



NOT TO SCALE



LIVE/WORK BUILDING - LEVEL 2 - FLOOR PLAN
 SCALE: 1/8" = 1'-0"

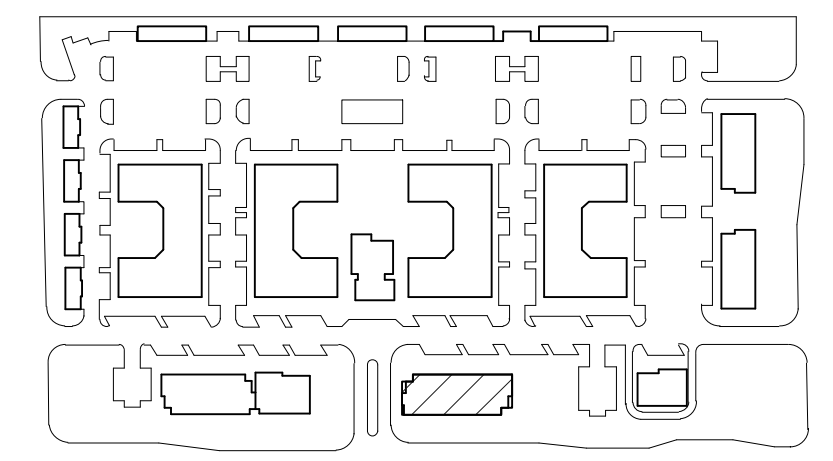
LEGEND

WALL	BASIC DESCRIPTION
	FULL HEIGHT NON-RATED PARTITION TO STRUCTURE
	1HR RATED FULL HEIGHT DEMISING WALL TO STRUCTURE
	2HR FIRE-RESISTANCE RATED CMU WALL, FULLY GROUTED.
	1HR RATED EXTERIOR WALL

KEYNOTES:

- 204 ALUMINUM STOREFRONT SYSTEM.
- 209 DECORATIVE STAINLESS STEEL GUARD, UP TO 42" ABOVE FINISH FLOOR.
- 210 EXTERIOR UNIT SEPARATION PRIVACY WALL.
- 218 WOOD FLOOR ASSEMBLY.
- 219 CONCRETE SLAB, PROVIDE VAPOR BARRIER PER SOILS REPORT.
- 220 CONCRETE-FILLED STEEL PAN TREADS AND LANDINGS WITH FABRICATED STEEL SUPPORT STRINGERS.
- 221 EXTERIOR STOREFRONT DOOR WITH SIDELIGHT.
- 223 EXTERIOR ALUMINUM FULL LITE DOOR.
- 225 VINYL SLIDING OPERABLE WINDOW.
- 237 72" X 60" VINYL SLIDING OPERABLE WINDOW.

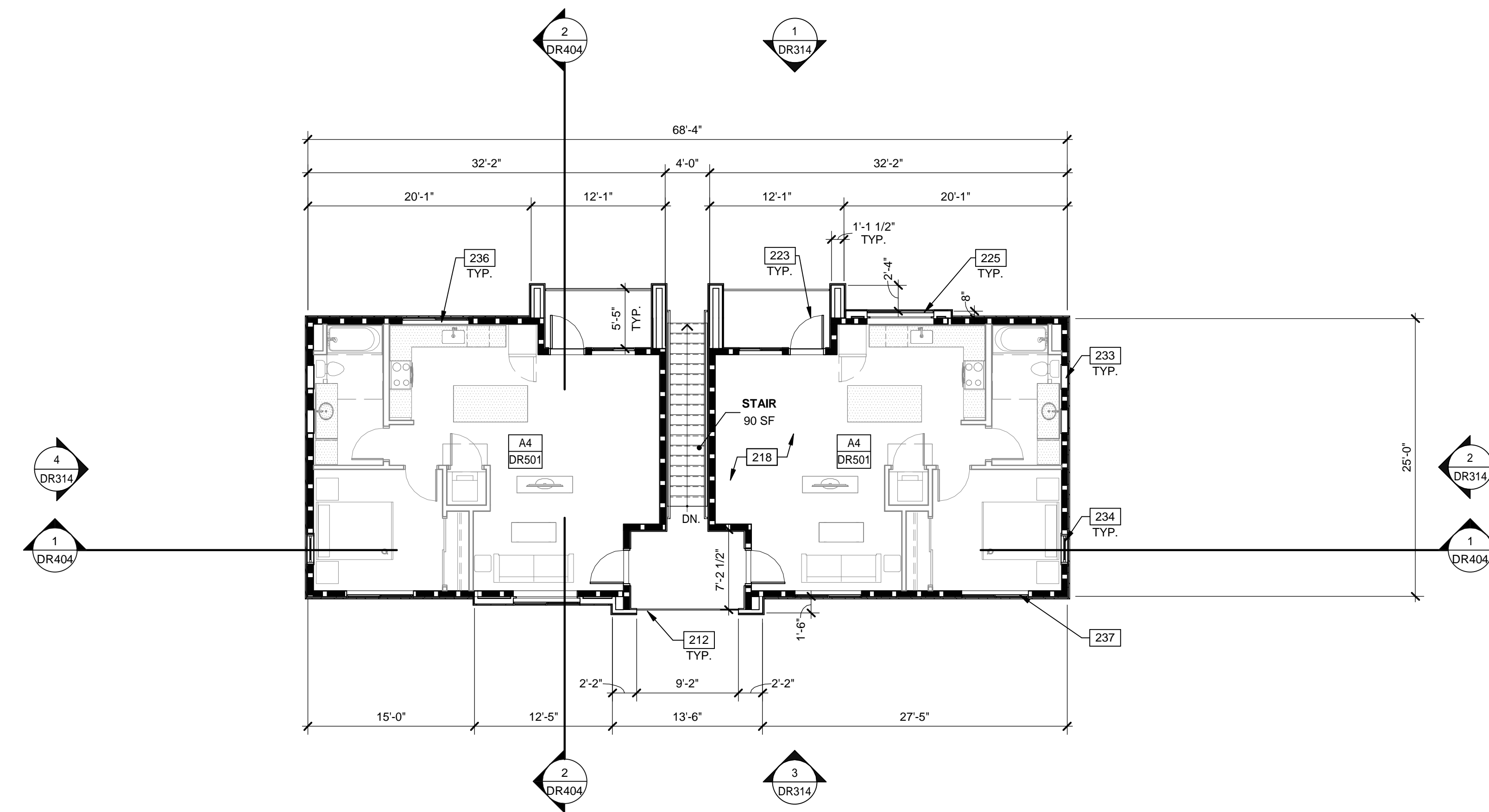
KEY PLAN



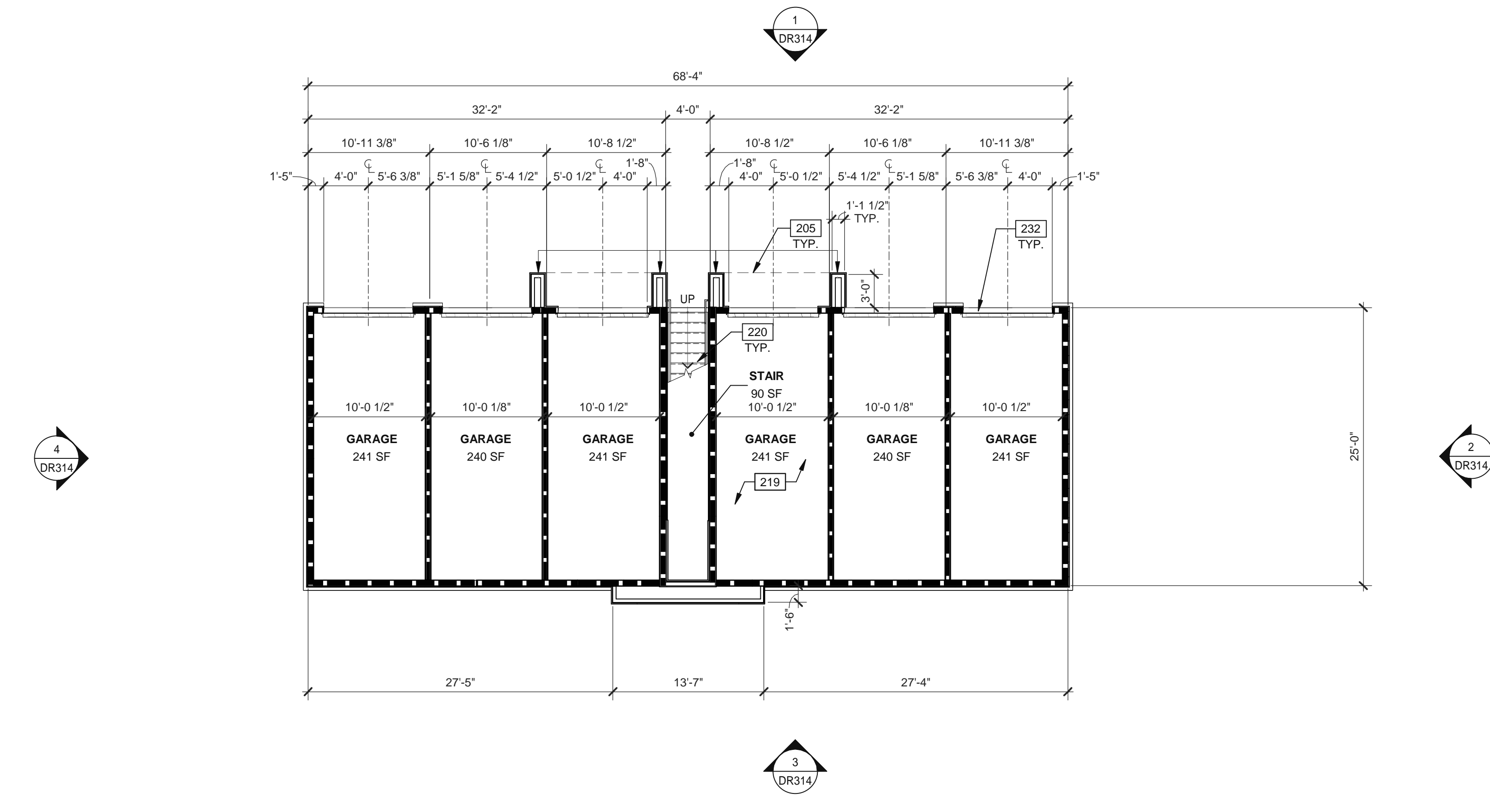
LIVE/WORK BUILDING - LEVEL 2 - FLOOR PLAN

DATE	REMARKS
02/27/2023	PRE-APPLICATION SUBMITTAL
02/07/2023	SP / DRB SUBMITTAL #1
06/05/2023	SP / DRB SUBMITTAL #2
10/09/2023	SP / DRB SUBMITTAL #3
01/29/2024	SP / DRB SUBMITTAL #4
03/13/2024	SP / DRB SUBMITTAL #4 REV.1

PA/PM:	C. BRUCE
DRAWN BY.:	E.M. / H.A.
JOB NO.:	PHX22-0196-00



CARRIAGE HOUSE - SECOND FLOOR PLAN
SCALE: 1/8" = 1'-0" (2)



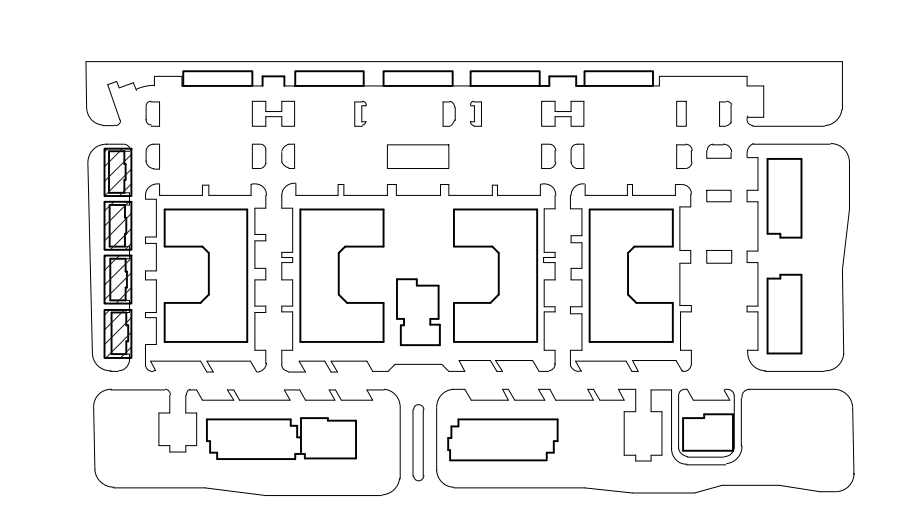
CARRIAGE HOUSE - FIRST FLOOR PLAN
SCALE: 1/8" = 1'-0" (1)

- KEYNOTES:**
- 205 OUTLINE OF FLOOR ABOVE.
 - 212 42" HIGH PREFABRICATED GUARDRAIL.
 - 218 WOOD FLOOR ASSEMBLY.
 - 219 CONCRETE SLAB, PROVIDE VAPOR BARRIER PER SOILS REPORT.
 - 220 CONCRETE-FILLED STEEL PAN TREADS AND LANDINGS WITH FABRICATED STEEL SUPPORT STRINGERS.
 - 223 EXTERIOR ALUMINUM FULL LITE DOOR.
 - 225 VINYL SLIDING OPERABLE WINDOW.
 - 232 96" X 96" SECTIONAL ALUMINUM GARAGE DOOR, SINGLE CAR.
 - 233 24" X 24" FIXED WINDOW.
 - 234 32" X 66" FIXED WINDOW.
 - 236 66" X 48" VINYL SLIDING OPERABLE WINDOW.
 - 237 72" X 60" VINYL SLIDING OPERABLE WINDOW.


LEGEND

WALL	BASIC DESCRIPTION
(Symbol)	EXTERIOR WALL
(Symbol)	1HR FIRE-RESISTANCE RATED

KEY PLAN



WARE MALCOMB
 CIVIL ENGINEERING
 ARCHITECTURE
 PLANNING
 INTERIORS
 2777 E. Camelback Rd. Suite #325
 Phoenix, AZ 85016
 P: 480.767.1601



THE CRAFTSMAN ON ELLIOT
 8264 EAST ELLIOT ROAD,
 MESA, ARIZONA 85212

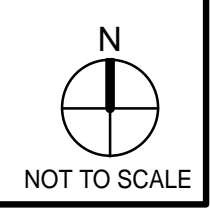
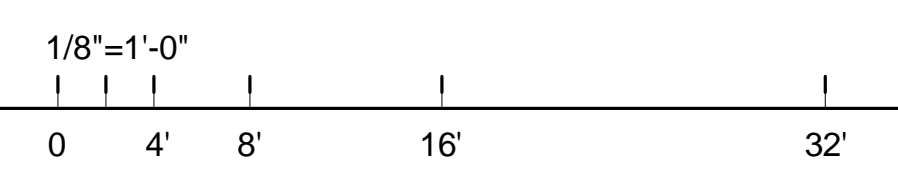
CARRIAGE HOUSE - FLOOR PLANS

DATE	REMARKS
02/27/2023	PRE-APPLICATION SUBMITTAL
02/07/2023	SP / DRB SUBMITTAL #1
06/05/2023	SP / DRB SUBMITTAL #2
10/09/2023	SP / DRB SUBMITTAL #3
01/29/2024	SP / DRB SUBMITTAL #4
03/13/2024	SP / DRB SUBMITTAL #4 REV 1

PA/PM:	C. BRUCE
DRAWN BY.:	H.A. / E.M.
JOB NO.:	PHX22-0196-00

SHEET
DR109
 10/6/2023 8:36:30 PM

Autocad: Docs/PHX22-0196-00_The Craftsman on Elliot - Mixed Use/DRB_CK_ARCH.rvt



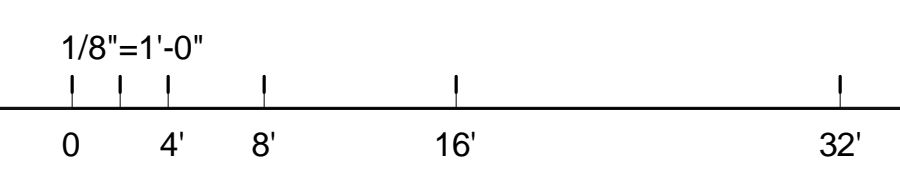
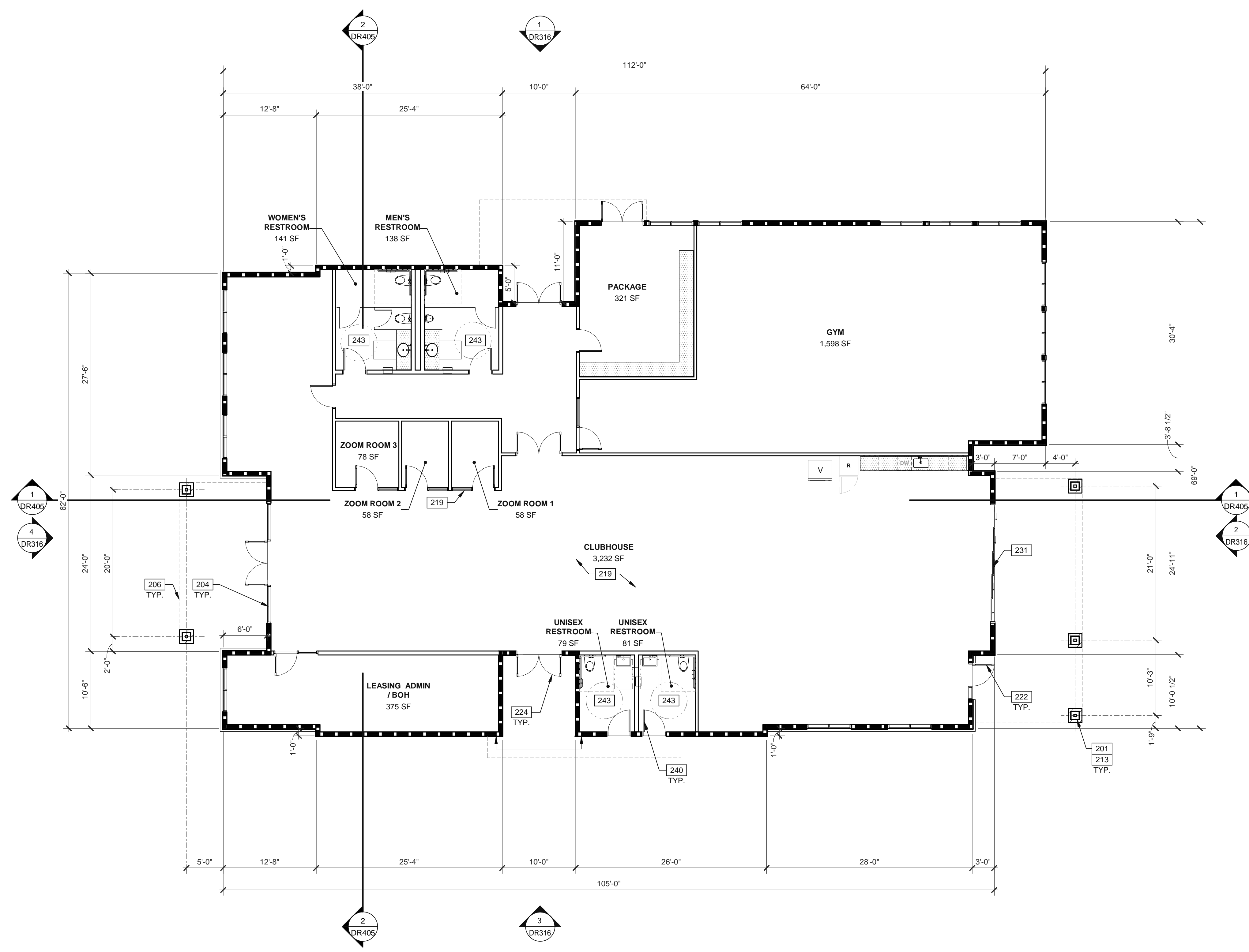
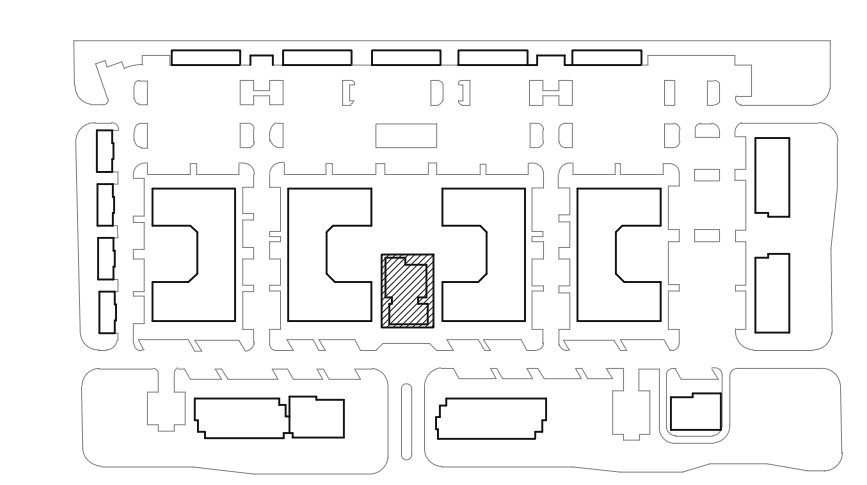
KEYNOTES:

- 201 STRUCTURAL COLUMN.
- 204 ALUMINUM STOREFRONT SYSTEM.
- 206 OUTLINE OF CANOPY ABOVE.
- 213 WRAPPED WOOD COLUMN.
- 219 CONCRETE SLAB, PROVIDE VAPOR BARRIER PER SOILS REPORT.
- 222 EXTERIOR ALUMINUM DOOR WITH SIDELIGHT.
- 224 EXTERIOR (PAIR) ALUMINUM DOUBLE DOOR.
- 231 ALUMINUM AND GLASS FOLDING WALL.
- 240 EXTERIOR HOLLOW METAL DOOR.
- 243 FULLY ACCESSIBLE RESTROOM FACILITY.

LEGEND

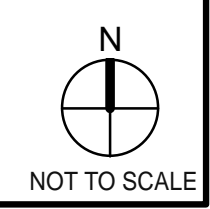
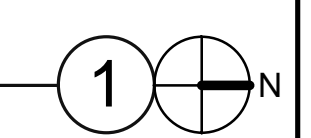
- WALL BASIC DESCRIPTION
- EXTERIOR 1HR RATED WOOD STUD WALL
- INTERIOR NON RATED PARTITION

KEY PLAN



CLUBHOUSE & FITNESS - FLOOR PLAN

SCALE: 1/8" = 1'-0"



WARE MALCOMB
 CIVIL ENGINEERING
 ARCHITECTURE
 PLANNING
 INTERIORS
 BRANDING
 BUILDING MEASUREMENT
 2777 E. Camelback Rd. Suite #325
 Phoenix, AZ 85016
 P: 480.767.1001



THE CRAFTSMAN ON ELLIOT
 8264 EAST ELLIOT ROAD,
 MESA, ARIZONA 85212

CLUBHOUSE & FITNESS - FLOOR PLAN

DATE	REMARKS
02/27/2023	PRE-APPLICATION SUBMITTAL
02/07/2023	SP / DRB SUBMITTAL #1
06/05/2023	SP / DRB SUBMITTAL #2
10/09/2023	SP / DRB SUBMITTAL #3
01/29/2024	SP / DRB SUBMITTAL #4
03/13/2024	SP / DRB SUBMITTAL #4 REV 1

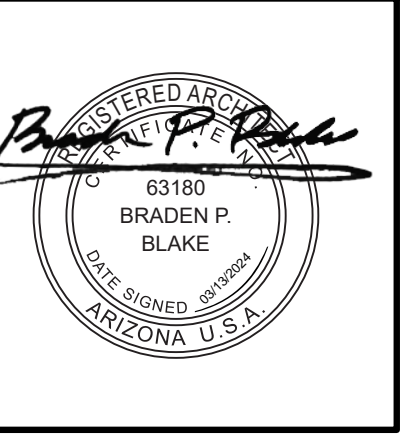
PA/PM:	C. BRUCE
DRAWN BY:	H.A./E.M.
JOB NO.:	PHX22-0196-00

SHEET
DR110

KEYNOTES:

- 219 CONCRETE SLAB, PROVIDE VAPOR BARRIER PER SOILS REPORT.
- 228 ACCESSIBLE GARAGE.
- 232 96" X 96" SECTIONAL ALUMINUM GARAGE DOOR, SINGLE CAR.

WARE MALCOMB
 CIVIL ENGINEERING
 ARCHITECTURE
 PLANNING
 INTERIORS
 2777 E. Camelback Rd. Suite #325
 Phoenix, AZ 85016
 P: 480.767.1601

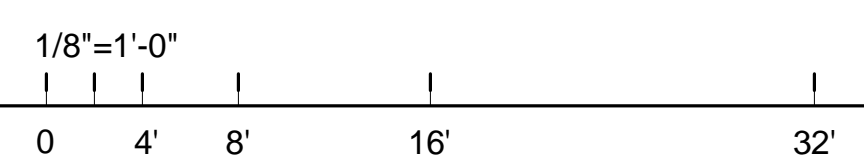
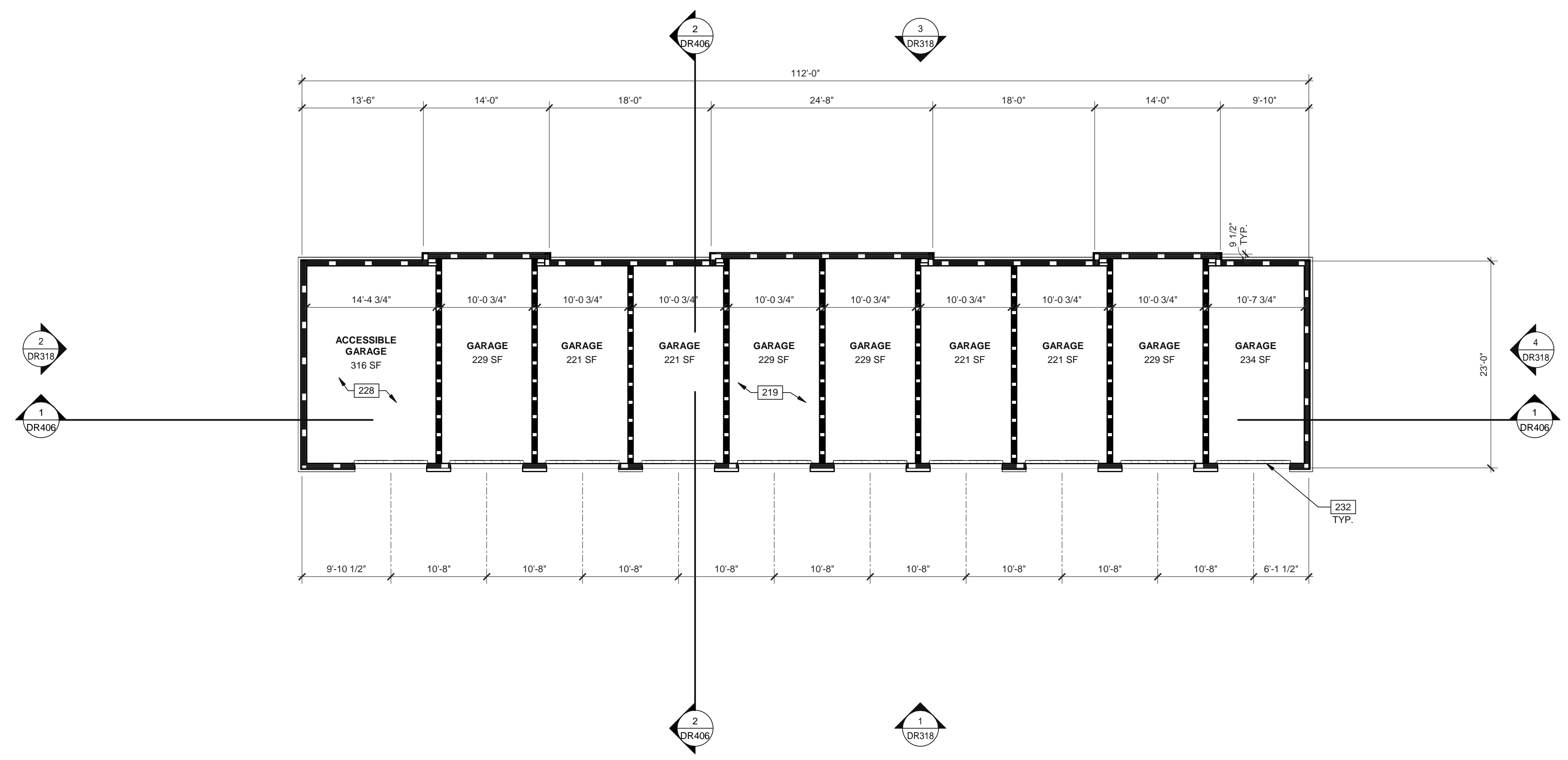
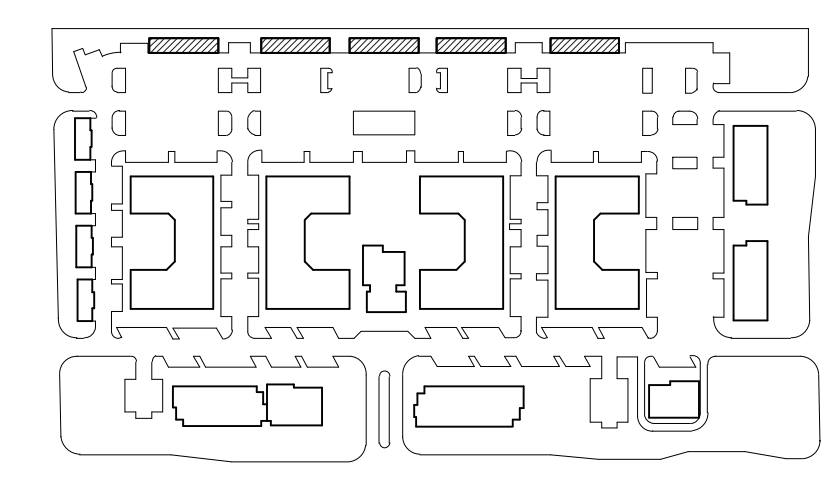


THE CRAFTSMAN ON ELLIOT
 8264 EAST ELLIOT ROAD,
 MESA, ARIZONA 85212

LEGEND

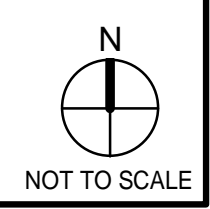
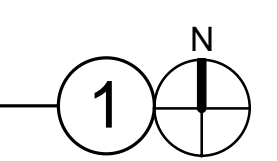
- WALL** BASIC DESCRIPTION
- EXTERIOR 1 HR RATED WOOD STUD WALL
 - INTERIOR 1 HR RATED PARTITION

KEY PLAN



DETACHED GARAGE - FLOOR PLAN

SCALE: 1/8" = 1'-0"



DATE	REMARKS
02/27/2023	PRE-APPLICATION SUBMITTAL
02/07/2023	SP / DRB SUBMITTAL #1
06/05/2023	SP / DRB SUBMITTAL #2
10/09/2023	SP / DRB SUBMITTAL #3
01/29/2024	SP / DRB SUBMITTAL #4
03/13/2024	SP / DRB SUBMITTAL #4 REV 1

PA/PM:	C. BRUCE
DRAWN BY.:	E.M. / H.A.
JOB NO.:	PHX22-0196-00

SHEET
DR111

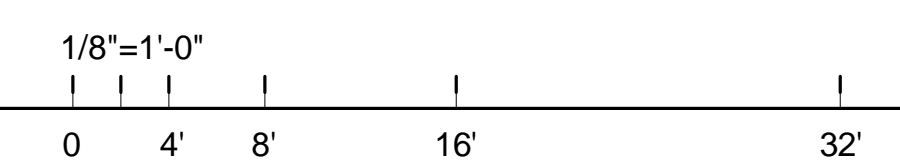
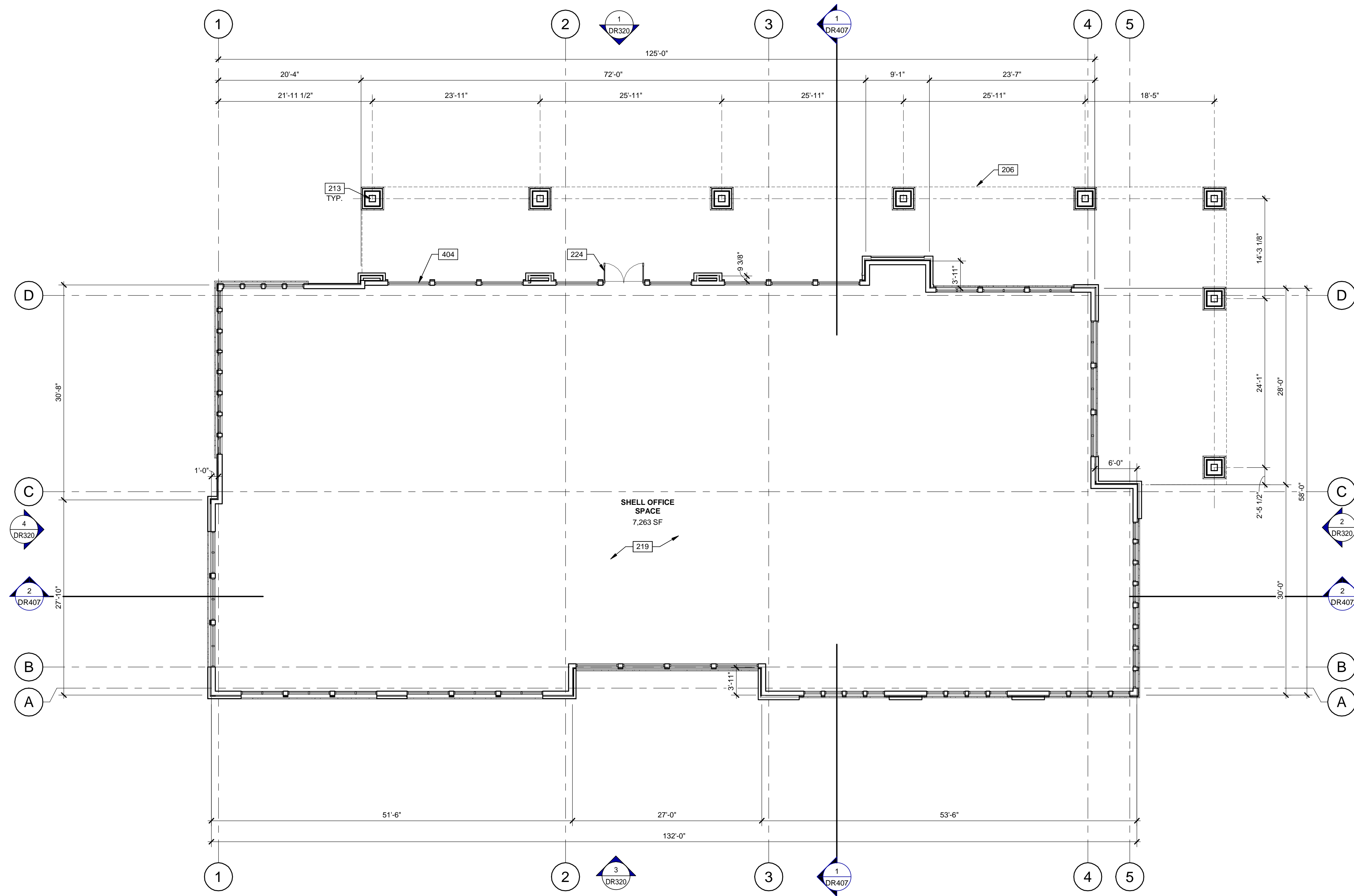
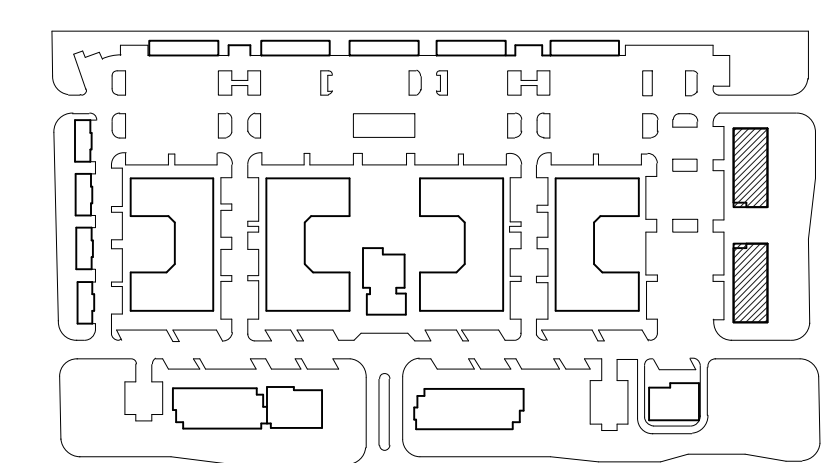
KEYNOTES:

- 206 OUTLINE OF CANOPY ABOVE.
- 213 WRAPPED WOOD COLUMN.
- 219 CONCRETE SLAB, PROVIDE VAPOR BARRIER PER SOILS REPORT.
- 224 EXTERIOR (PAIR) ALUMINUM DOUBLE DOOR.
- 404 ALUMINUM STOREFRONT SYSTEM.

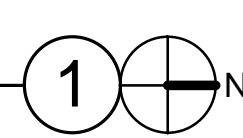
LEGEND

WALL	BASIC DESCRIPTION
	EXTERIOR METAL STUD WALL

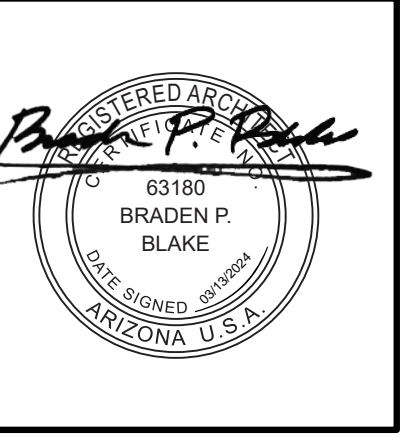
KEY PLAN



OFFICE BUILDING "A" - FLOOR PLAN
OFFICE BUILDING "B" SIM. MIRRORED HORIZONTALLY SCALE: 1/8" = 1'-0"



WARE MALCOMB
ARCHITECTURE
PLANNING
INTERIORS
CIVIL ENGINEERING
BRANDING
BUILDING MEASUREMENT
2777 E. Camelback Rd. Suite #325
Phoenix, AZ 85016
P: 480.767.1601



THE CRAFTSMAN ON ELLIOT
8264 EAST ELLIOT ROAD,
MESA, ARIZONA 85212

OFFICE BUILDING "A" - FLOOR PLAN

DATE	REMARKS
02/27/2023	PRE-APPLICATION SUBMITTAL
02/07/2023	SP / DRB SUBMITTAL #1
06/05/2023	SP / DRB SUBMITTAL #2
10/09/2023	SP / DRB SUBMITTAL #3
01/29/2024	SP / DRB SUBMITTAL #4
03/13/2024	SP / DRB SUBMITTAL #4 REV 1

PA/PM:	C. BRUCE
DRAWN BY.:	H.A./E.M.
JOB NO.:	PHX22-0196-00

SHEET
DR112
10/6/2023 8:45:30 PM

Autodesk Docs/PHX22-0196-00_The Craftsman on Elliot - Mixed Use/03/19/24_ARCH.rvt

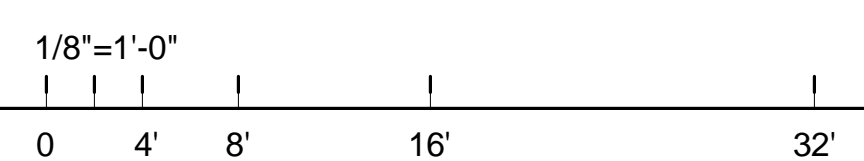
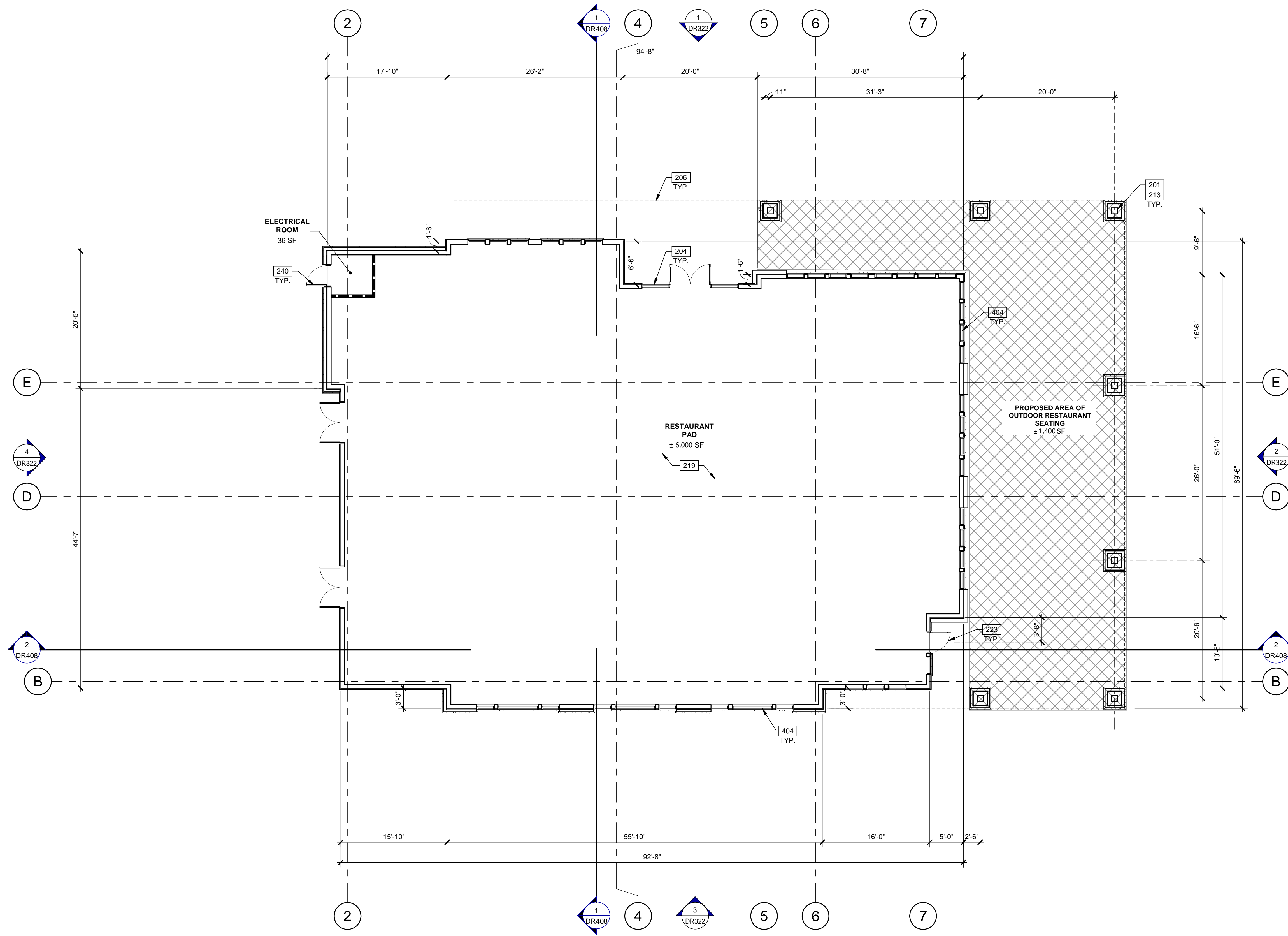
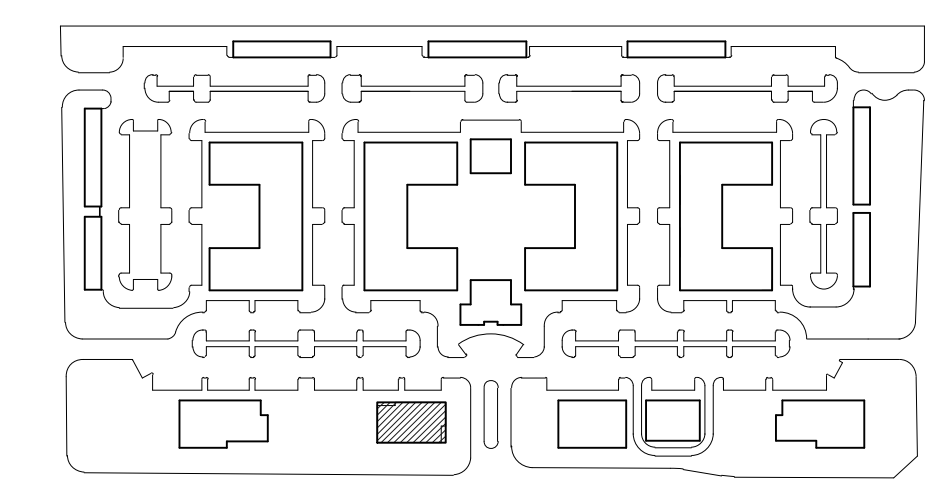
KEYNOTES:

- 201 STRUCTURAL COLUMN.
- 204 ALUMINUM STOREFRONT SYSTEM.
- 206 OUTLINE OF CANOPY ABOVE.
- 213 WRAPPED WOOD COLUMN.
- 219 CONCRETE SLAB, PROVIDE VAPOR BARRIER PER SOILS REPORT.
- 223 EXTERIOR ALUMINUM FULL LITE DOOR.
- 240 EXTERIOR HOLLOW METAL DOOR.
- 404 ALUMINUM STOREFRONT SYSTEM.

LEGEND

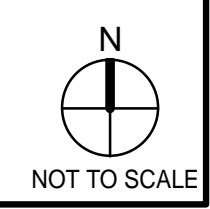
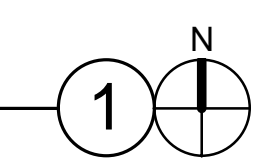
- | | |
|-------------|------------------------------|
| WALL | BASIC DESCRIPTION |
| | EXTERIOR METAL STUD WALL |
| | INTERIOR 1HR RATED PARTITION |

KEY PLAN




RESTAURANT BUILDING - FLOOR PLAN

SCALE: 1/8" = 1'-0"



WARE MALCOMB
 CIVIL ENGINEERING
 ARCHITECTURE
 PLANNING
 INTERIORS
 BRANDING
 BUILDING MEASUREMENT
 2777 E. Camelback Rd. Suite #325
 Phoenix, AZ 85016
 P: 480.767.1001



THE CRAFTSMAN ON ELLIOT
 8264 EAST ELLIOT ROAD,
 MESA, ARIZONA 85212

DATE	REMARKS
02/27/2023	PRE-APPLICATION SUBMITTAL
02/07/2023	SP / DRB SUBMITTAL #1
06/05/2023	SP / DRB SUBMITTAL #2
10/09/2023	SP / DRB SUBMITTAL #3
01/29/2024	SP / DRB SUBMITTAL #4
03/13/2024	SP / DRB SUBMITTAL #4 REV. 1



PA/PM:	C. BRUCE
DRAWN BY.:	H.A./E.M.
JOB NO.:	PHX22-0196-00

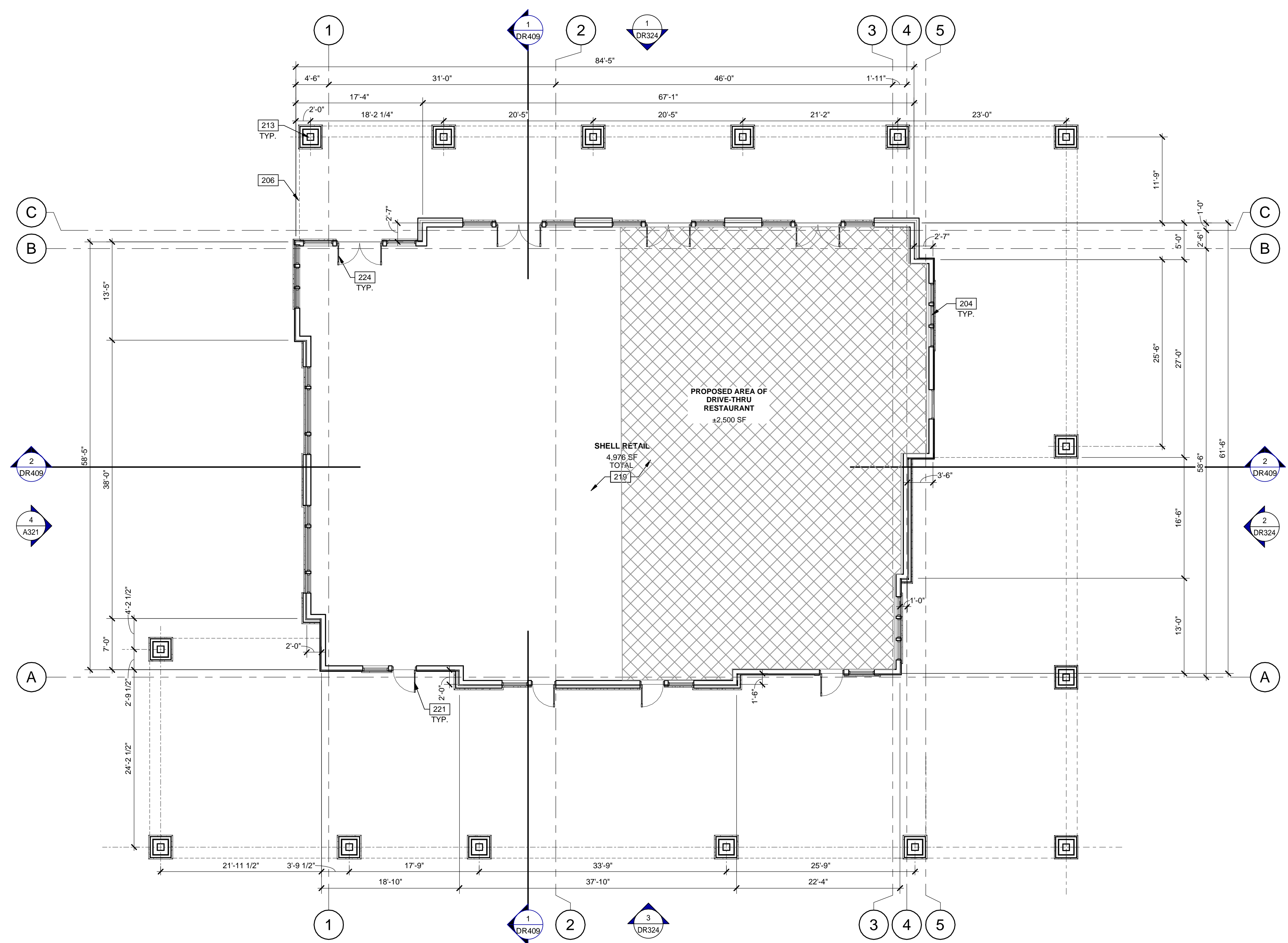
SHEET
DR113

KEYNOTES:

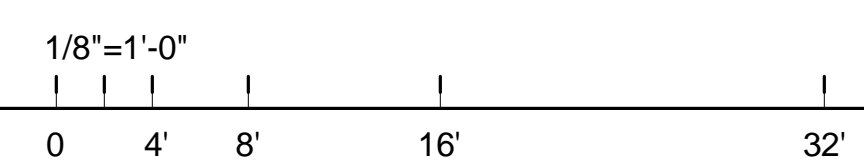
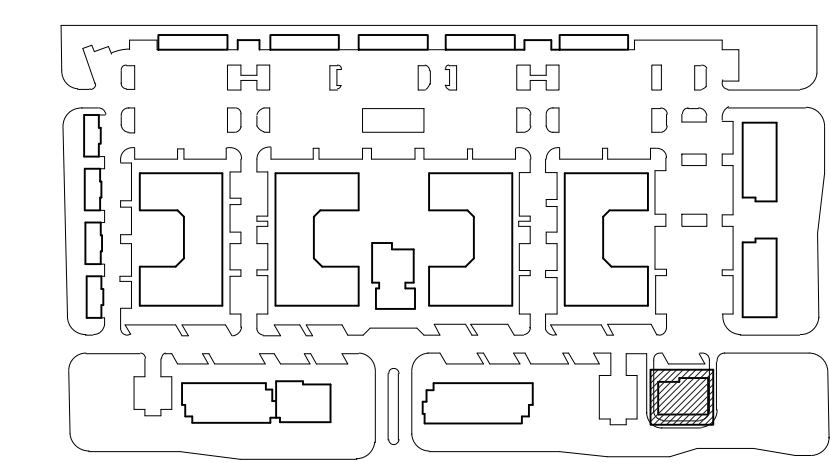
- 204 ALUMINUM STOREFRONT SYSTEM.
- 206 OUTLINE OF CANOPY ABOVE.
- 213 WRAPPED WOOD COLUMN.
- 219 CONCRETE SLAB, PROVIDE VAPOR BARRIER PER SOILS REPORT.
- 221 EXTERIOR STOREFRONT DOOR WITH SIDELIGHT.
- 224 EXTERIOR (PAIR) ALUMINUM DOUBLE DOOR.

LEGEND

- WALL** **BASIC DESCRIPTION**
-  EXTERIOR METAL STUD WALL
 -  NON RATED INTERIOR PARTITION

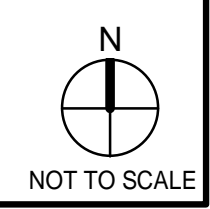
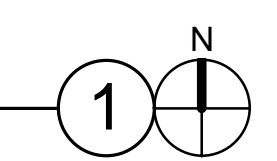


KEY PLAN



RETAIL BUILDING - FLOOR PLAN

SCALE: 1/8" = 1'-0"



WARE MALCOMB
 ARCHITECTURE
 PLANNING
 INTERIORS
 CIVIL ENGINEERING
 BRANDING
 BUILDING MEASUREMENT
 2777 E. Camelback Rd. Suite #325
 Phoenix, AZ 85016
 P: 480.767.1001



THE CRAFTSMAN ON ELLIOT
 8264 EAST ELLIOT ROAD,
 MESA, ARIZONA 85212

RETAIL BUILDING - FLOOR PLAN

DATE	REMARKS
02/27/2023	PRE-APPLICATION SUBMITTAL
02/07/2023	SP / DRB SUBMITTAL #1
06/05/2023	SP / DRB SUBMITTAL #2
10/09/2023	SP / DRB SUBMITTAL #3
01/29/2024	SP / DRB SUBMITTAL #4
03/13/2024	SP / DRB SUBMITTAL #4 REV 1

PA/PM:	C. BRUCE
DRAWN BY.:	H.A./E.M.
JOB NO.:	PHX22-0196-00

SHEET
DR114

A:\architect\Drawings\PHX22-0196-00_The Craftsman on Elliot_Mesa\Drawings\DT_ARCH.dwg



MULTIFAMILY - EAST EXTERIOR ELEVATION ①

SCALE: 3/32" = 1'-0"



MULTIFAMILY - SOUTH EXTERIOR ELEVATION ②

SCALE: 3/32" = 1'-0"



MULTIFAMILY - WEST EXTERIOR ELEVATION ③

SCALE: 3/32" = 1'-0"

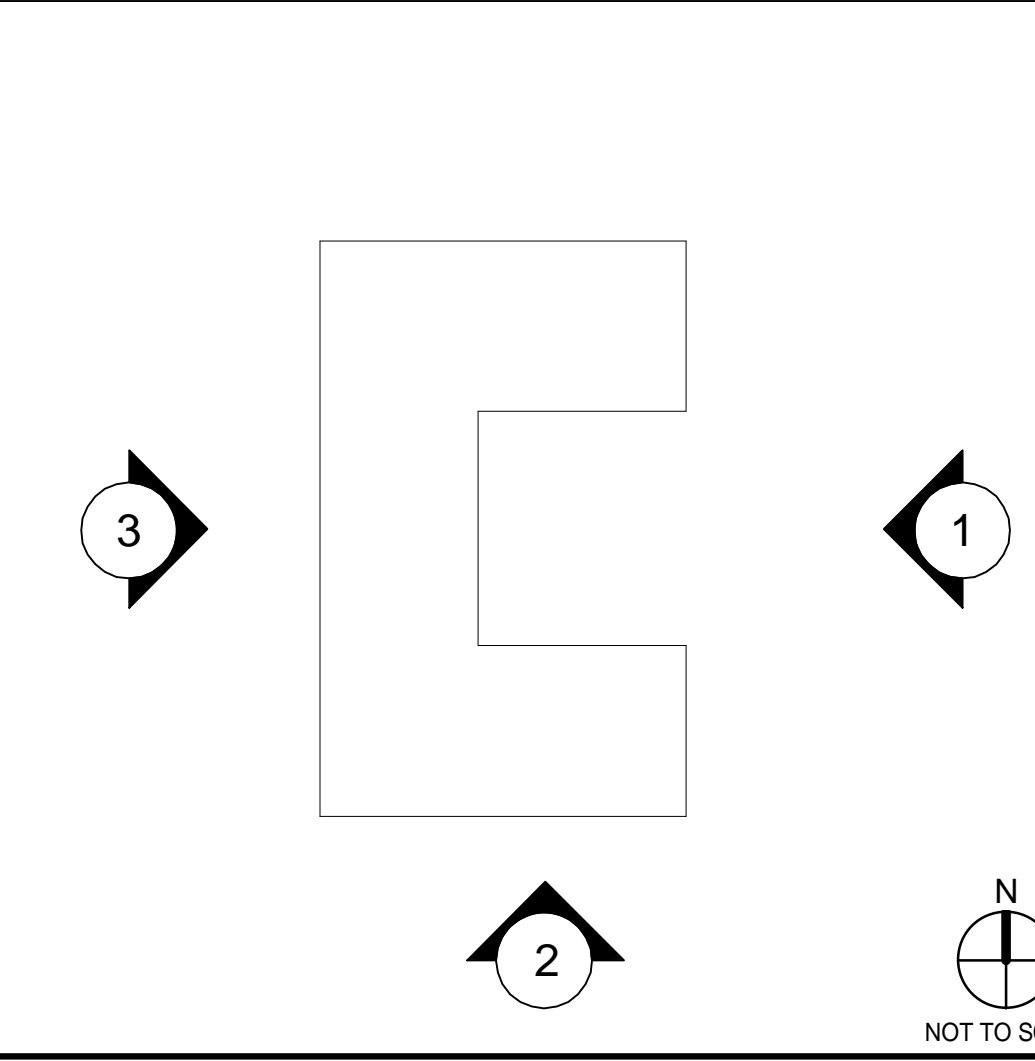
KEYNOTES:

- 210 EXTERIOR UNIT SEPARATION PRIVACY WALL.
- 221 EXTERIOR STOREFRONT DOOR WITH SIDELIGHT.
- 222 EXTERIOR ALUMINUM FULL LITE DOOR.
- 225 VINYL SLIDING OPERABLE WINDOW.
- 226 3 PANEL VINYL SLIDING OPERABLE WINDOW.
- 227 18" X 36" FIXED WINDOW.
- 310 16" STUCCO CORNICE.
- 401 FINISH GRADE VARIES.
- 404 ALUMINUM STOREFRONT SYSTEM.
- 405 LINE OF ROOF BEYOND.
- 406 BALCONY WITH 42" METAL GUARDRAIL.
- 408 PAINTED METAL CANOPY.
- 409 LOUVERED PAINTED METAL CANOPY.

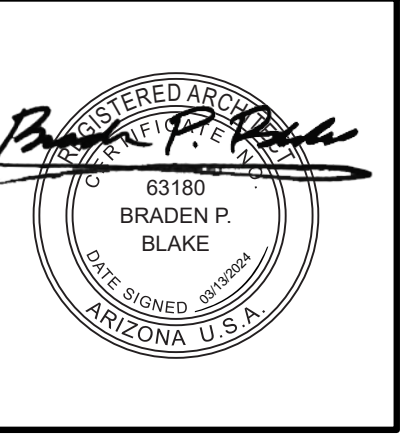
LEGEND

- GLASS:
- VISION GLASS
 - TEMPERED GLASS
- MATERIALS:
- METAL CANOPY

KEY PLAN



WARE MALCOMB
 ARCHITECTURE
 PLANNING
 INTERIORS
 CIVIL ENGINEERING
 BRANDING
 BUILDING MEASUREMENT
 2777 E. Camelback Rd. Suite #825
 Phoenix, AZ 85016
 P: 602.767.1001

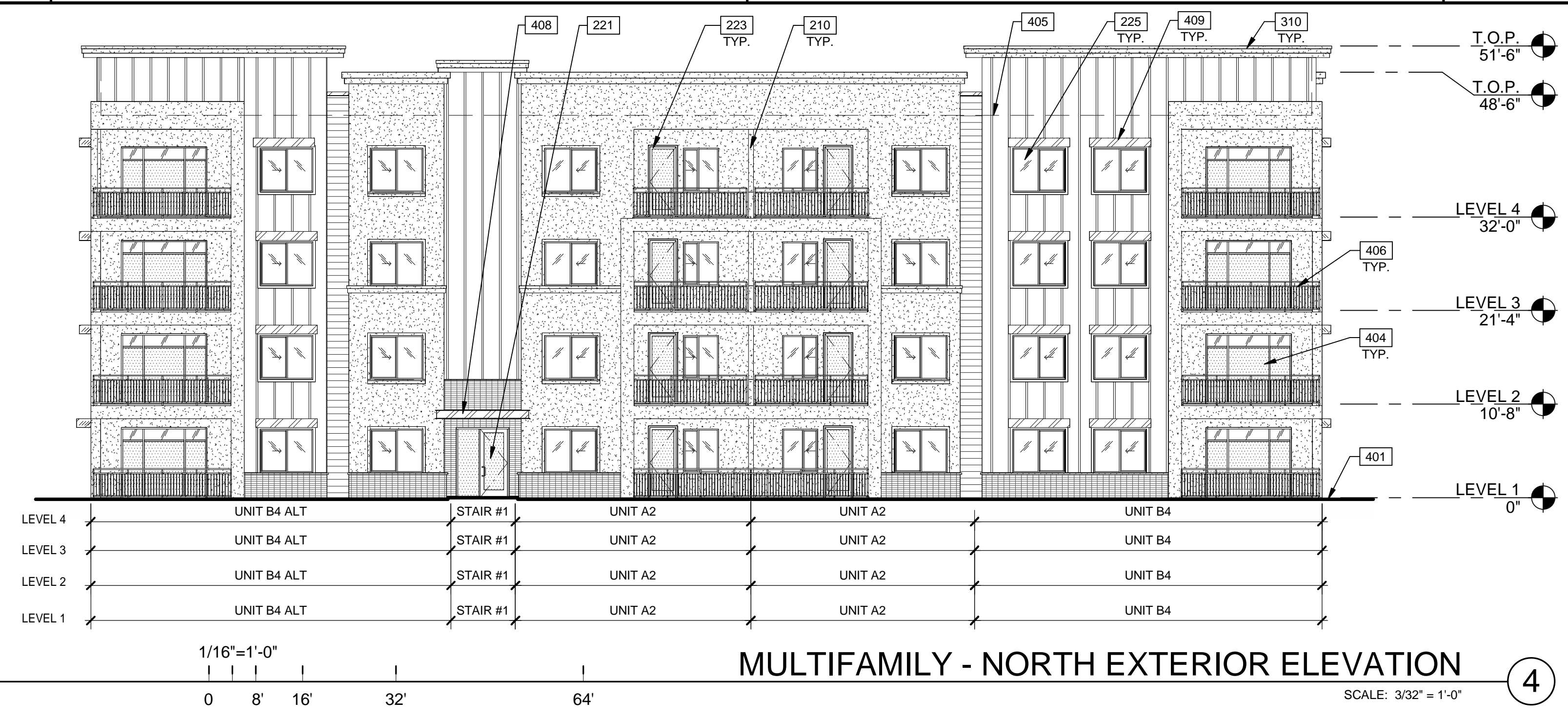


THE CRAFTSMAN ON ELLIOT
 8264 EAST ELLIOT ROAD,
 MESA, ARIZONA 85212

MULTIFAMILY - EXTERIOR ELEVATIONS	
DATE	REMARKS
02/27/2023	PRE-APPLICATION SUBMITTAL
02/07/2023	SP / DRB SUBMITTAL #1
06/05/2023	SP / DRB SUBMITTAL #2
10/09/2023	SP / DRB SUBMITTAL #3
01/29/2024	SP / DRB SUBMITTAL #4
03/13/2024	SP / DRB SUBMITTAL #4 REV 1

PA/PM:	C. BRUCE
DRAWN BY.:	H.A./E.M.
JOB NO.:	PHX22-0196-00

SHEET
DR300



MULTIFAMILY - NORTH EXTERIOR ELEVATION ④

KEYNOTES:

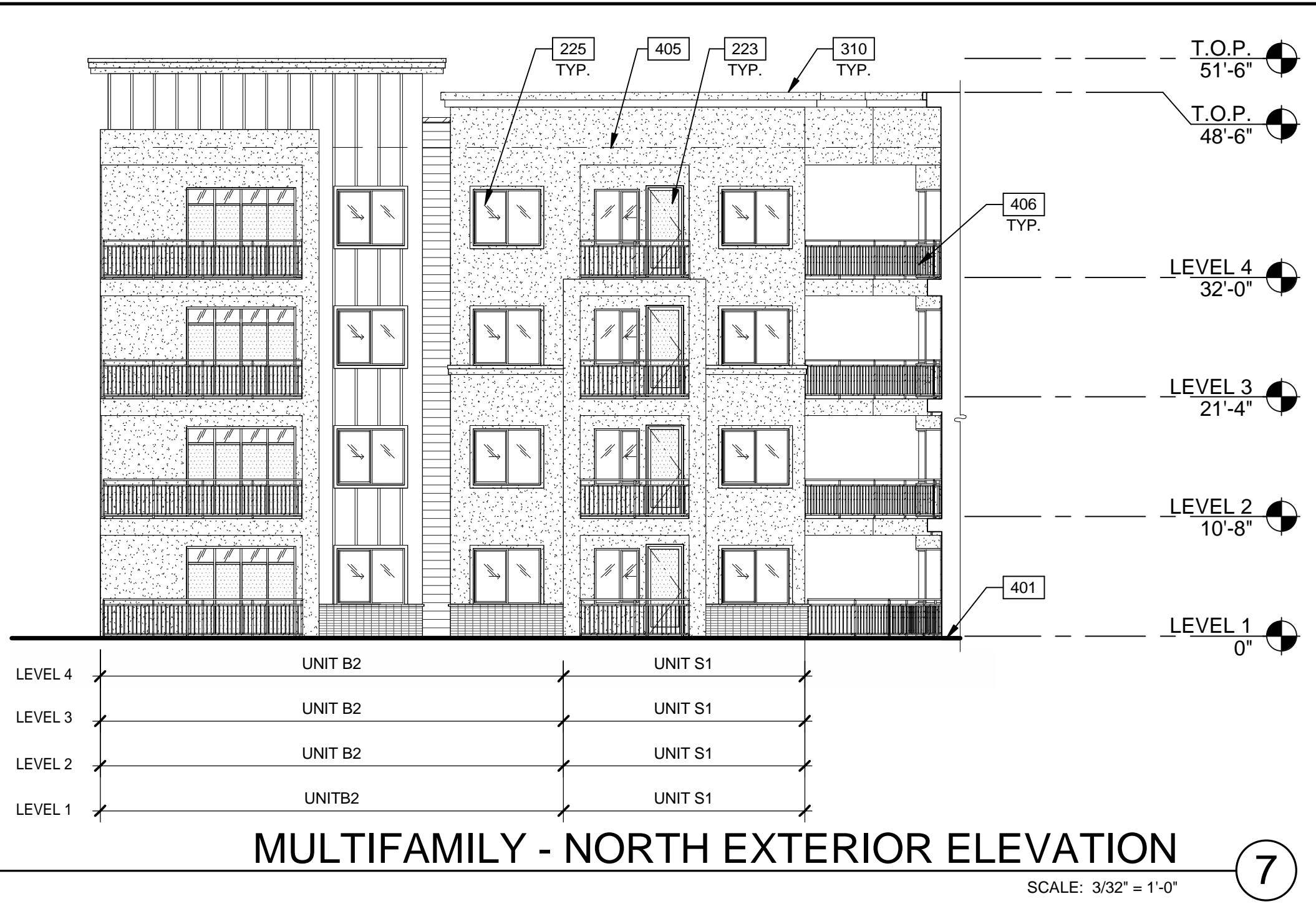
- 210 EXTERIOR UNIT SEPARATION PRIVACY WALL.
- 221 EXTERIOR STOREFRONT DOOR WITH SIDELIGHT.
- 223 EXTERIOR ALUMINUM FULL LITE DOOR.
- 225 VINYL SLIDING OPERABLE WINDOW.
- 16" STUCCO CORNICE.
- 401 FINISH GRADE VARIES.
- 404 ALUMINUM STOREFRONT SYSTEM.
- 405 LINE OF ROOF BEYOND.
- 406 BALCONY WITH 42" METAL GUARDRAIL.
- 408 PAINTED METAL CANOPY.
- 409 LOUVERED PAINTED METAL CANOPY.

LEGEND

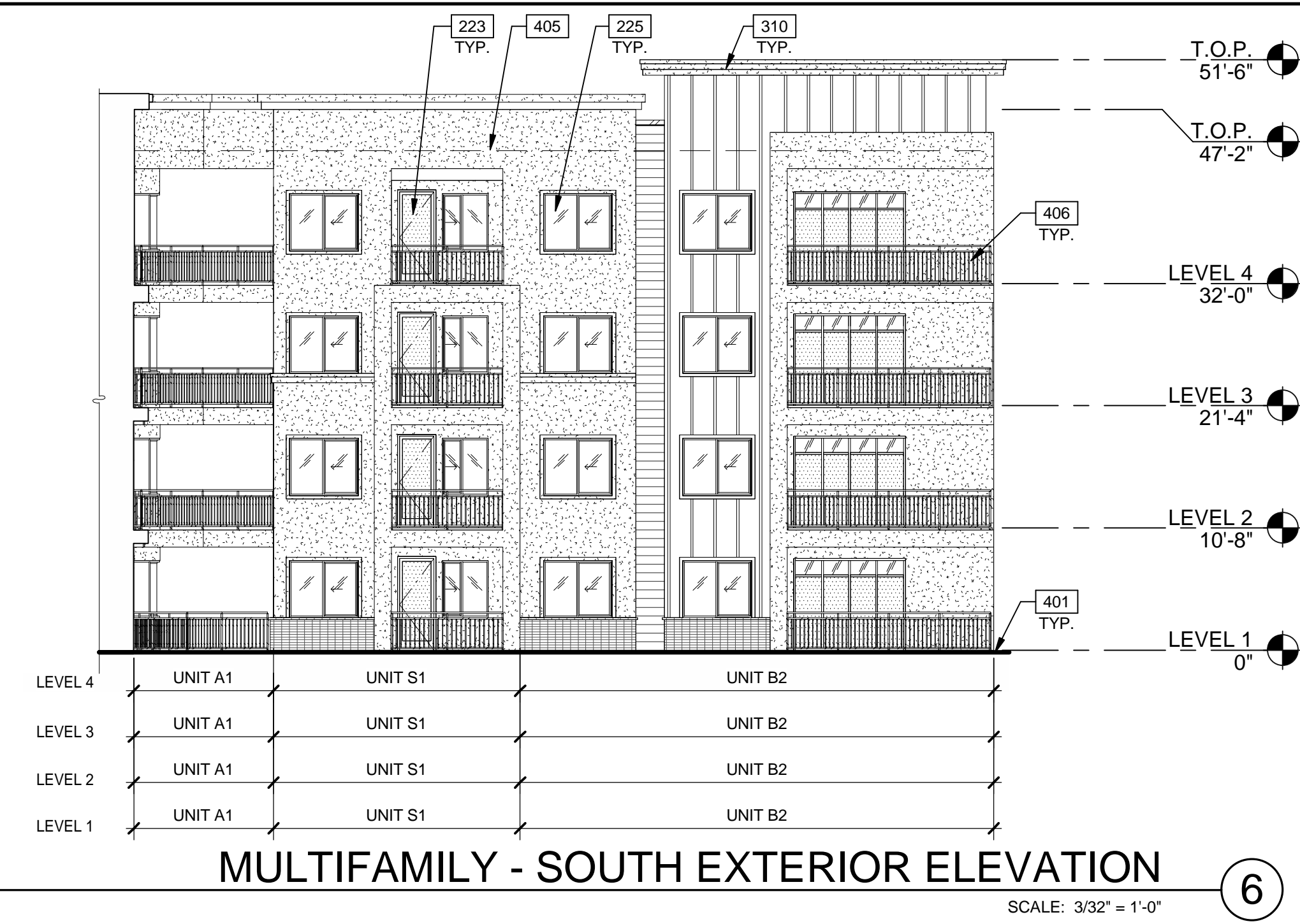
- GLASS:**
- VISION GLASS
 - TEMPERED GLASS
- MATERIALS:**
- METAL CANOPY



MULTIFAMILY - EAST EXTERIOR ELEVATION ⑤

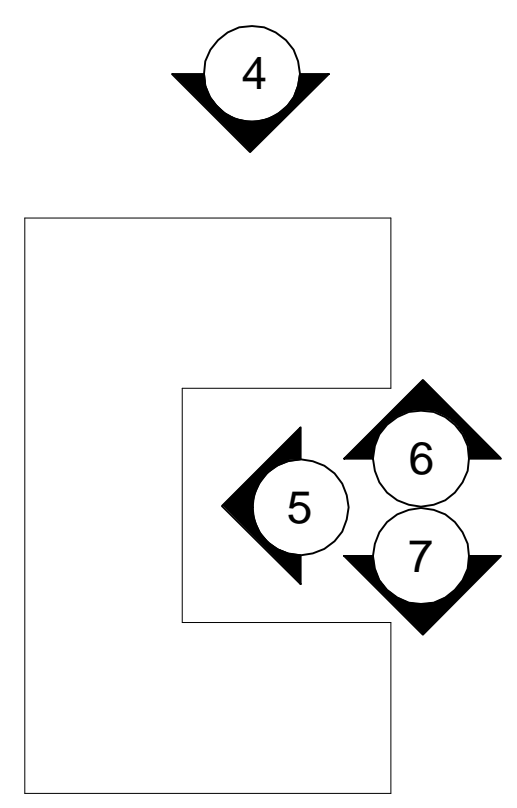


MULTIFAMILY - NORTH EXTERIOR ELEVATION ⑦

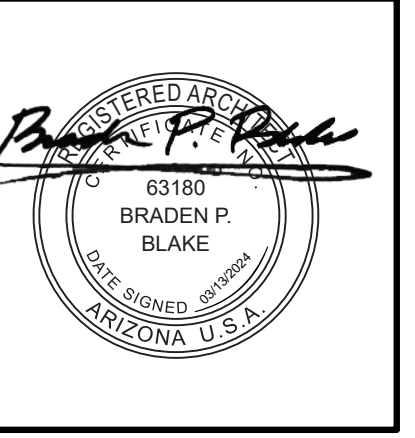


MULTIFAMILY - SOUTH EXTERIOR ELEVATION ⑥

KEY PLAN



WARE MALCOMB
 CIVIL ENGINEERING
 ARCHITECTURE
 PLANNING
 INTERIORS
 2777 E. Camelback Rd. Suite #825
 Phoenix, AZ 85016
 P: 480.767.1001



THE CRAFTSMAN ON ELLIOT
 8264 EAST ELLIOT ROAD,
 MESA, ARIZONA 85212

MULTIFAMILY - EXTERIOR ELEVATIONS	
DATE	REMARKS
02/27/2023	PRE-APPLICATION SUBMITTAL
02/07/2023	SP / DRB SUBMITTAL #1
06/05/2023	SP / DRB SUBMITTAL #2
10/09/2023	SP / DRB SUBMITTAL #3
01/29/2024	SP / DRB SUBMITTAL #4
03/13/2024	SP / DRB SUBMITTAL #4 REV 1

PA/PM:	C. BRUCE
DRAWN BY:	H.A./E.M.
JOB NO.:	PHX22-0196-00

SHEET
DR301
 10/6/2023 8:16:36 PM



5
DR303

3/32" = 1'-0"
0 4' 8' 16' 24' 48'

MULTIFAMILY - EAST EXTERIOR ELEVATION ①

SCALE: 3/32" = 1'-0"



MULTIFAMILY - SOUTH EXTERIOR ELEVATION ②

SCALE: 3/32" = 1'-0"



MULTIFAMILY - WEST EXTERIOR ELEVATION ③

SCALE: 3/32" = 1'-0"

LEGEND

- GLASS:**
- VISION GLASS
 - TEMPERED GLASS
- MATERIALS:**
- BRICK VENEER - MEDIUM GRAY (STACKED BOND)
 - FIBER CEMENT - BOARD & BATTEN (PAINTED - SW 7004 SNOWBOUND) (PAINTED - SW 7069 IRON ORE)
 - FIBER CEMENT - PLANK (WOOD LOOK)
 - FIBER CEMENT - SHIPLAP (PAINTED - SW 9163 TIN LIZZIE)
 - STUCCO (PAINTED - SW 7004 SNOWBOUND) (PAINTED - SW 9163 TIN LIZZIE) (PAINTED - SW 7069 IRON ORE)
 - STEEL (PAINTED - SW 6258 TRICORN BLACK)

EXTERIOR MATERIAL ANALYSIS

EAST ELEVATION

BRICK VENEER - MEDIUM GRAY (STACKED BOND)	5%
FIBER CEMENT - BOARD & BATTEN (PAINTED - SW 7004 SNOWBOUND)	26%
FIBER CEMENT - PLANK (WOOD LOOK)	4%
FIBER CEMENT - SHIPLAP (PAINTED - SW 9163 TIN LIZZIE)	2%
STUCCO (PAINTED - SW 7004 SNOWBOUND)	36%
STUCCO (PAINTED - SW 7069 IRON ORE)	27%

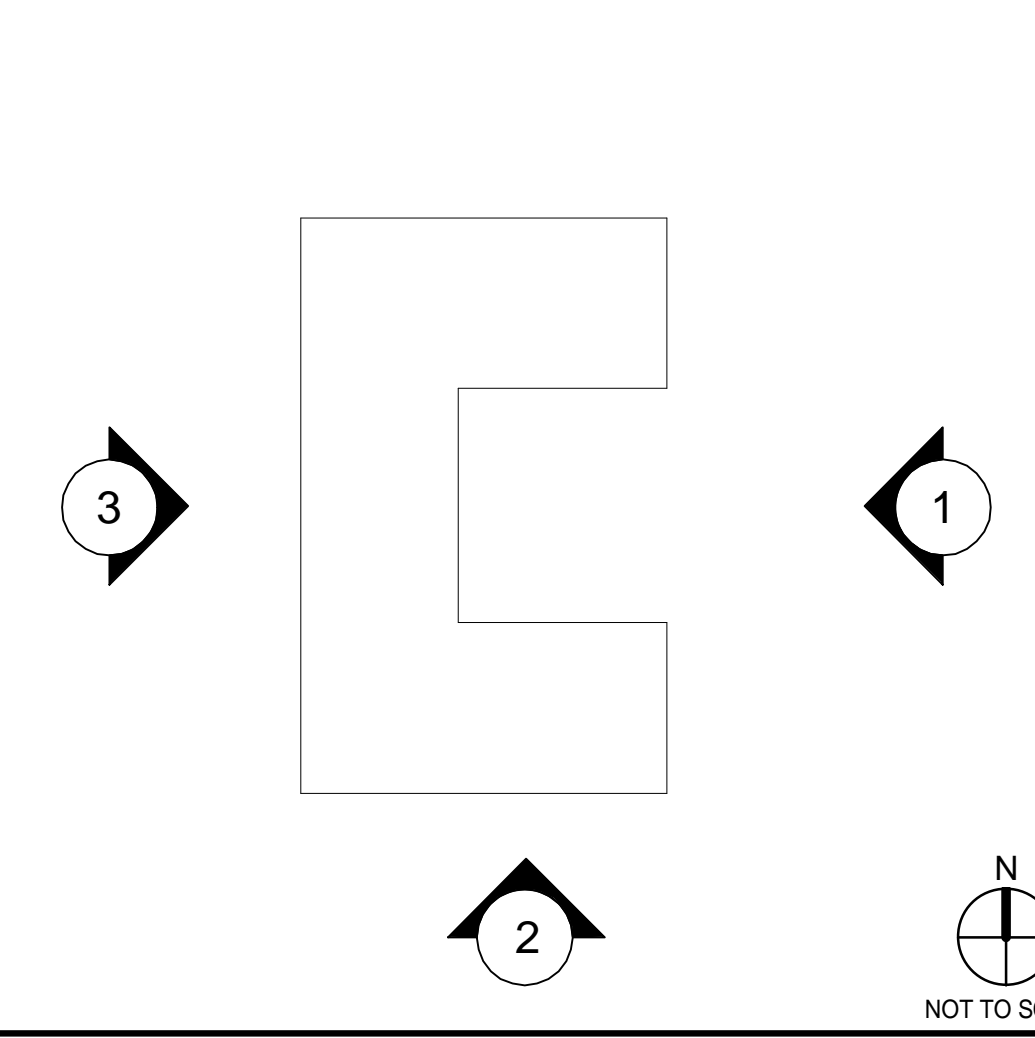
SOUTH ELEVATION

BRICK VENEER - MEDIUM GRAY (STACKED BOND)	4%
FIBER CEMENT - BOARD & BATTEN (PAINTED - SW 7004 SNOWBOUND)	23%
FIBER CEMENT - BOARD & BATTEN (PAINTED - SW 7069 IRON ORE)	5%
FIBER CEMENT - PLANK (WOOD LOOK)	10%
FIBER CEMENT - SHIPLAP (PAINTED - SW 9163 TIN LIZZIE)	4%
STUCCO (PAINTED - SW 7004 SNOWBOUND)	26%
STUCCO (PAINTED - SW 7069 IRON ORE)	28%


WEST ELEVATION

BRICK VENEER - MEDIUM GRAY (STACKED BOND)	0%
FIBER CEMENT - BOARD & BATTEN (PAINTED - SW 7004 SNOWBOUND)	8%
FIBER CEMENT - PLANK (WOOD LOOK)	19%
FIBER CEMENT - SHIPLAP (PAINTED - SW 9163 TIN LIZZIE)	12%
FIBER CEMENT - SHIPLAP (PAINTED - SW 9163 TIN LIZZIE)	2%
STUCCO (PAINTED - SW 7004 SNOWBOUND)	30%
STUCCO (PAINTED - SW 7069 IRON ORE)	28%

KEY PLAN



WARE MALCOMB
 CIVIL ENGINEERING
 ARCHITECTURE
 PLANNING
 INTERIORS
 2777 E Camelback Rd. Suite #325
 Phoenix, AZ 85016
 P: 480.767.1001



THE CRAFTSMAN ON ELLIOT
 8264 EAST ELLIOT ROAD,
 MESA, ARIZONA 85212

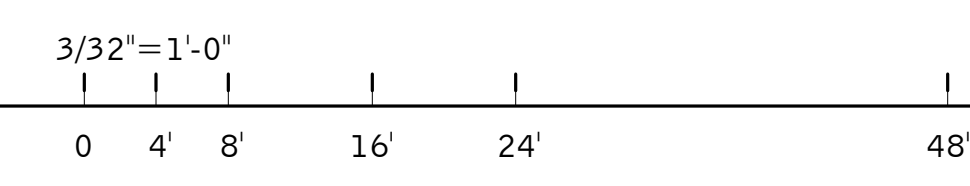
MULTIFAMILY - COLOR EXTERIOR ELEVATIONS

DATE	REMARKS
02/27/2023	PRE-APPLICATION SUBMITTAL
02/07/2023	SP / DRB SUBMITTAL #1
06/05/2023	SP / DRB SUBMITTAL #2
10/09/2023	SP / DRB SUBMITTAL #3
01/29/2024	SP / DRB SUBMITTAL #4
03/13/2024	SP / DRB SUBMITTAL #4 REV. 1

PA/PM:	C. BRUCE
DRAWN BY.:	H.A./E.M.
JOB NO.:	PHX22-0196-00

SHEET
DR302
 10/6/2023 8:17:10 PM

Appendix: Docs/PHX22-0196-00_The Craftsman on Elliot_Mesa/Arch/0196_00_01.dwg



MULTIFAMILY - NORTH EXTERIOR ELEVATION 4
SCALE: 3/32" = 1'-0"

LEGEND


GLASS:

- VISION GLASS
- TEMPERED GLASS

MATERIALS:

- BRICK VENEER - MEDIUM GRAY (STACKED BOND)
- FIBER CEMENT - BOARD & BATTEN (PAINTED - SW 7004 SNOWBOUND) (PAINTED - SW 7069 IRON ORE)
- FIBER CEMENT - PLANK (WOOD LOOK)
- FIBER CEMENT - SHIPLAP (PAINTED - SW 9163 TIN LIZZIE)
- STUCCO (PAINTED - SW 7004 SNOWBOUND) (PAINTED - SW 9163 TIN LIZZIE) (PAINTED - SW 7069 IRON ORE)
- STEEL (PAINTED - SW 6258 TRICORN BLACK)

WARE MALCOMB
 CIVIL ENGINEERING
 ARCHITECTURE
 PLANNING
 INTERIORS
 2777 E. Camelback Rd. Suite #325
 Phoenix, AZ 85016
 P 480.767.1001



NOTE: EXTERIOR MATERIAL PERCENTAGES ARE INCLUDED IN THE OVERALL EAST ELEVATION CALCULATIONS ON SHEET DR302

MULTIFAMILY - EAST COURTYARD EXTERIOR ELEVATION 5
SCALE: 3/32" = 1'-0"

EXTERIOR MATERIAL ANALYSIS

NORTH ELEVATION	
BRICK VENEER - MEDIUM GRAY (STACKED BOND)	4%
FIBER CEMENT - BOARD & BATTEN (PAINTED - SW 7004 SNOWBOUND)	22%
FIBER CEMENT - BOARD & BATTEN (PAINTED - SW 7069 IRON ORE)	5%
FIBER CEMENT - PLANK (WOOD LOOK)	4%
FIBER CEMENT - SHIPLAP (PAINTED - SW 9163 TIN LIZZIE)	4%
STUCCO (PAINTED - SW 7004 SNOWBOUND)	27%
STUCCO (PAINTED - SW 7069 IRON ORE)	34%

NORTH COURTYARD ELEVATION	
BRICK VENEER - MEDIUM GRAY (STACKED BOND)	3%
FIBER CEMENT - BOARD & BATTEN (PAINTED - SW 7004 SNOWBOUND)	14%
FIBER CEMENT - PLANK (WOOD LOOK)	8%
FIBER CEMENT - SHIPLAP (PAINTED - SW 9163 TIN LIZZIE)	3%
STUCCO (PAINTED - SW 7004 SNOWBOUND)	44%
STUCCO (PAINTED - SW 7069 IRON ORE)	28%

SOUTH COURTYARD ELEVATION	
BRICK VENEER - MEDIUM GRAY (STACKED BOND)	4%
FIBER CEMENT - BOARD & BATTEN (PAINTED - SW 7004 SNOWBOUND)	15%
FIBER CEMENT - PLANK (WOOD LOOK)	9%
FIBER CEMENT - SHIPLAP (PAINTED - SW 9163 TIN LIZZIE)	4%
STUCCO (PAINTED - SW 7004 SNOWBOUND)	50%
STUCCO (PAINTED - SW 7069 IRON ORE)	19%

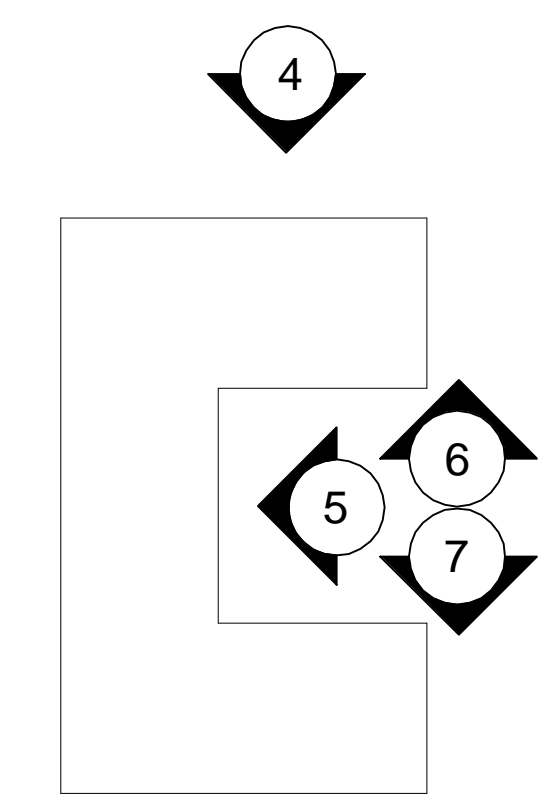


MULTIFAMILY - NORTH COURTYARD EXTERIOR ELEVATION 7
SCALE: 3/32" = 1'-0"



MULTIFAMILY - SOUTH COURTYARD EXTERIOR ELEVATION 6
SCALE: 3/32" = 1'-0"

KEY PLAN



THE CRAFTSMAN ON ELLIOT
 8264 EAST ELLIOT ROAD,
 MESA, ARIZONA 85212

MULTIFAMILY - COLOR EXTERIOR ELEVATIONS	
DATE	REMARKS
02/27/2023	PRE-APPLICATION SUBMITTAL
02/07/2023	SP / DRB SUBMITTAL #1
06/05/2023	SP / DRB SUBMITTAL #2
10/09/2023	SP / DRB SUBMITTAL #3
01/29/2024	SP / DRB SUBMITTAL #4
03/13/2024	SP / DRB SUBMITTAL #4 REV 1

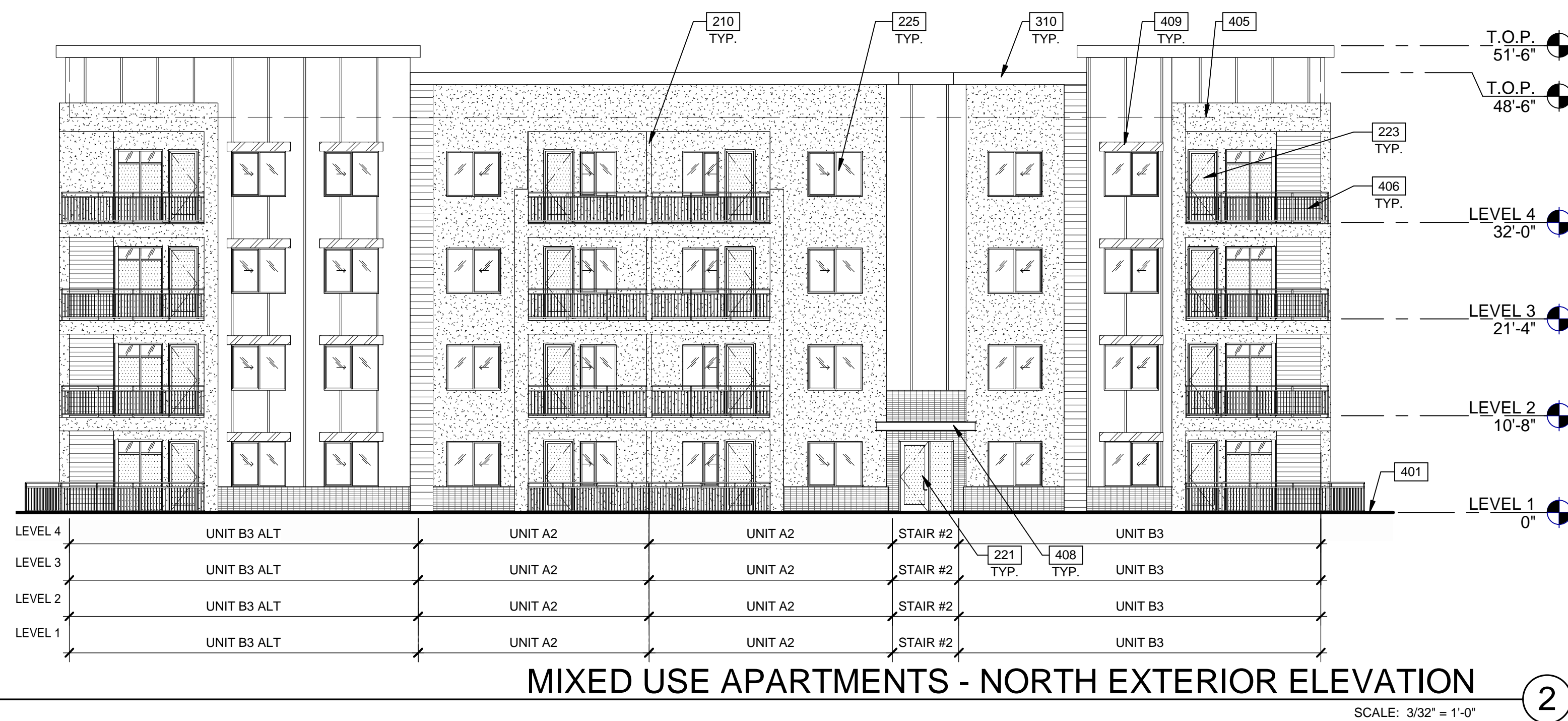
PA/PM:	C. BRUCE
DRAWN BY.:	H.A./E.M.
JOB NO.:	PHX22-0196-00

SHEET
DR303
 10/6/2023 8:17:39 PM

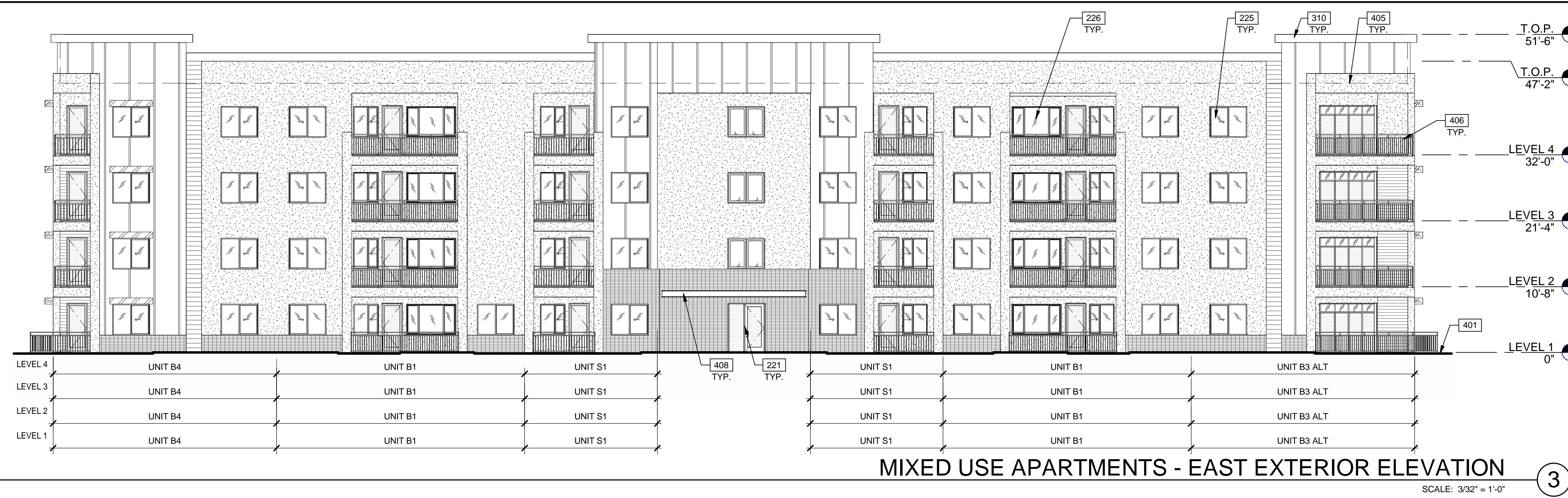




USE APARTMENTS - WEST EXTERIOR ELEVATION ①
SCALE: 3/32" = 1'-0"



MIXED USE APARTMENTS - NORTH EXTERIOR ELEVATION ②
SCALE: 3/32" = 1'-0"



MIXED USE APARTMENTS - EAST EXTERIOR ELEVATION ③
SCALE: 3/32" = 1'-0"

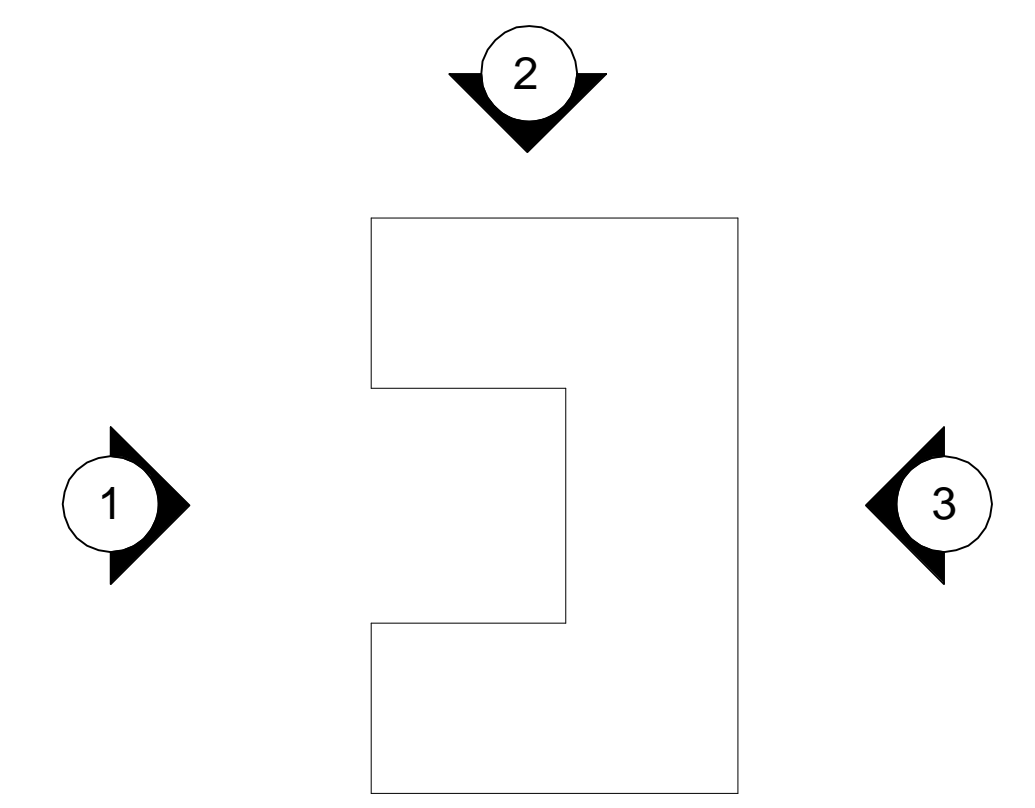
KEYNOTES:

- 210 EXTERIOR UNIT SEPARATION PRIVACY WALL.
- 221 EXTERIOR STOREFRONT DOOR WITH SIDELIGHT.
- 222 EXTERIOR ALUMINUM FULL LITE DOOR.
- 225 VINYL SLIDING OPERABLE WINDOW.
- 226 3 PANEL VINYL SLIDING OPERABLE WINDOW.
- 227 18" X 36" FIXED WINDOW.
- 310 16" STUCCO CORNICE.
- 401 FINISH GRADE VARIES.
- 405 LINE OF ROOF BEYOND.
- 406 BALCONY WITH 42" METAL GUARDRAIL.
- 408 PAINTED METAL CANOPY.
- 409 LOUVERED PAINTED METAL CANOPY.

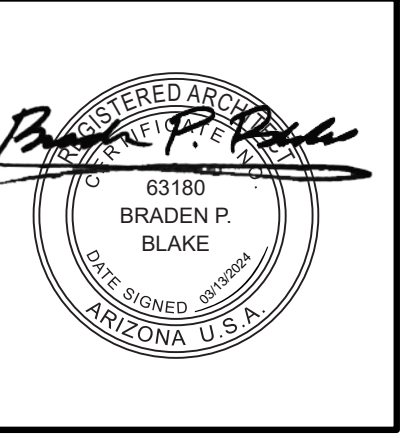
LEGEND

- GLASS:
- VISION GLASS
 - TEMPERED GLASS
- MATERIALS:
- METAL CANOPY

KEY PLAN



WARE MALCOMB
ARCHITECTURE
PLANNING
INTERIORS
CIVIL ENGINEERING
BRANDING
BUILDING MEASUREMENT
2777 E. Camelback Rd. Suite #825
Phoenix, AZ 85016
P: 480.767.1001



THE CRAFTSMAN ON ELLIOT
8264 EAST ELLIOT ROAD,
MESA, ARIZONA 85212

MIXED USE APARTMENTS - EXTERIOR ELEVATIONS	
DATE	REMARKS
02/27/2023	PRE-APPLICATION SUBMITTAL
02/07/2023	SP / DRB SUBMITTAL #1
06/05/2023	SP / DRB SUBMITTAL #2
10/09/2023	SP / DRB SUBMITTAL #3
01/29/2024	SP / DRB SUBMITTAL #4
03/13/2024	SP / DRB SUBMITTAL #4 REV 1

PA/PM: C. BRUCE
DRAWN BY: H.A. / E.M.
JOB NO.: PHX22-0196-00

SHEET
DR304

Appendix: Docs/PHX22-0196-00_The_Craftsman_on_Elliot_Mixed_Use_Apts.dwg



MIXED USE APARTMENTS - SOUTH EXTERIOR ELEVATION

KEYNOTES:

- 204 ALUMINUM STOREFRONT SYSTEM.
- 210 EXTERIOR UNIT SEPARATION PRIVACY WALL.
- 221 EXTERIOR STOREFRONT DOOR WITH SIDELIGHT.
- 223 EXTERIOR ALUMINUM FULL LITE DOOR.
- 224 EXTERIOR (PAIR) ALUMINUM DOUBLE DOOR.
- 225 VINYL SLIDING OPERABLE WINDOW.
- 310 16" STUCCO CORNICE.
- 401 FINISH GRADE VARIES.
- 404 ALUMINUM STOREFRONT SYSTEM.
- 405 LINE OF ROOF BEYOND.
- 406 BALCONY WITH 42" METAL GUARDRAIL.
- 408 PAINTED METAL CANOPY.
- 409 LOUVERED PAINTED METAL CANOPY.

LEGEND

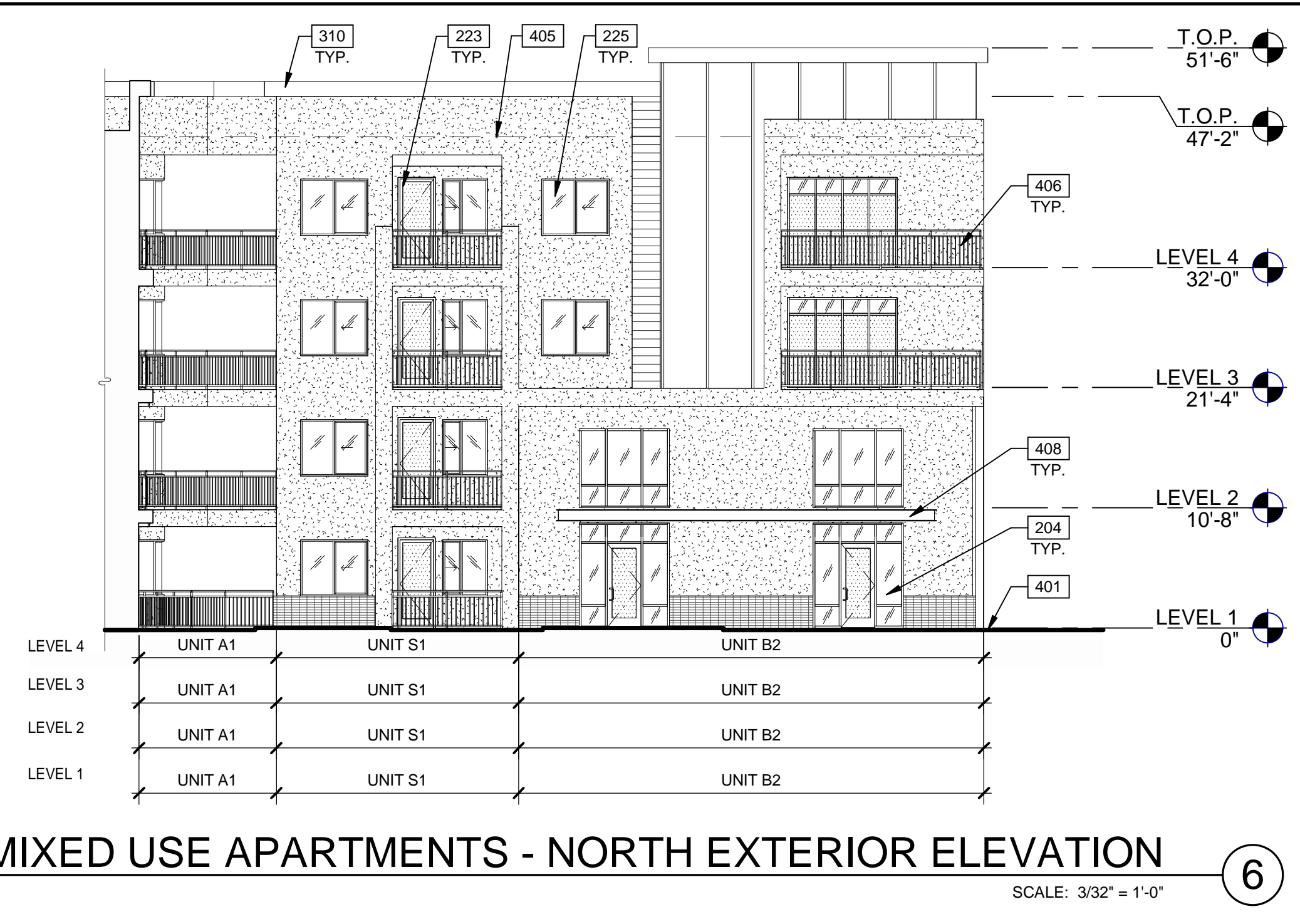
- GLASS:**
- VISION GLASS
 - TEMPERED GLASS
- MATERIALS:**
- METAL CANOPY



MIXED USE APARTMENTS - WEST EXTERIOR ELEVATION

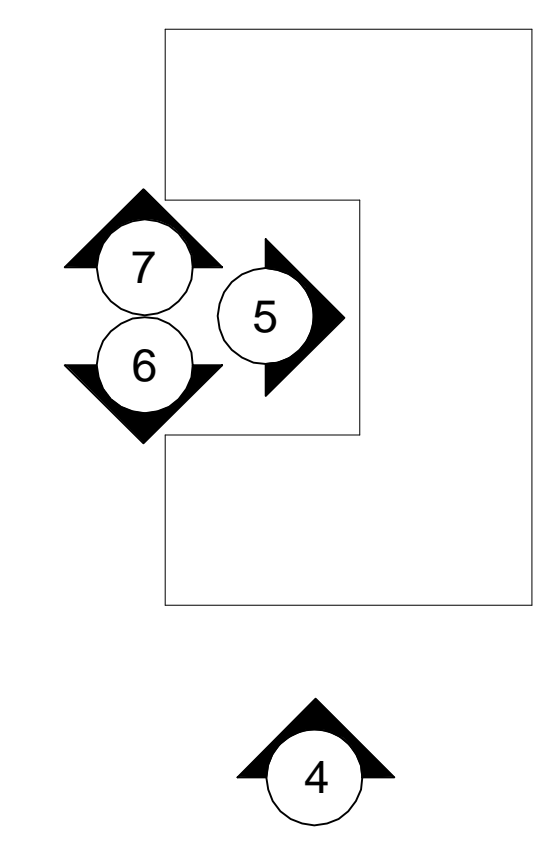


MIXED USE APARTMENTS - SOUTH EXTERIOR ELEVATION

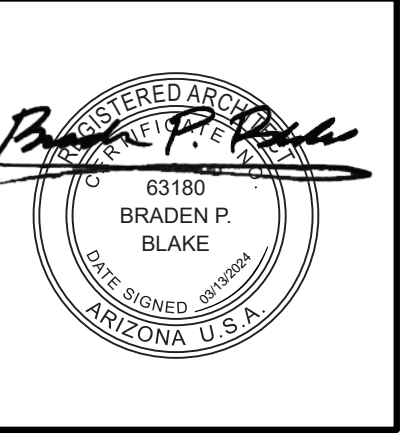


MIXED USE APARTMENTS - NORTH EXTERIOR ELEVATION

KEY PLAN



WARE MALCOMB
 CIVIL ENGINEERING
 ARCHITECTURE
 PLANNING
 INTERIORS
 2777 E. Camelback Rd. Suite #325
 Phoenix, AZ 85016
 P: 480.767.1001



THE CRAFTSMAN ON ELLIOT
 8264 EAST ELLIOT ROAD,
 MESA, ARIZONA 85212

MIXED USE APARTMENTS - EXTERIOR ELEVATIONS

DATE	REMARKS
02/27/2023	PRE-APPLICATION SUBMITTAL
02/07/2023	SP / DRB SUBMITTAL #1
06/05/2023	SP / DRB SUBMITTAL #2
10/09/2023	SP / DRB SUBMITTAL #3
01/29/2024	SP / DRB SUBMITTAL #4
03/13/2024	SP / DRB SUBMITTAL #4 REV 1

PA/PM:	C. BRUCE
DRAWN BY:	H.A. / E.M.
JOB NO.:	PHX22-0196-00

SHEET
DR305
 10/6/2023 8:44:41 AM

Autodesk Docs/PHX22-0196-00_The Craftsman on Elliot - Mixed Use0196_UR_ARCH.rvt



5
DR307

1/16"=1'-0"
0 8' 16' 32' 64'

MIXED USE APARTMENTS - EAST EXTERIOR ELEVATION

SCALE: 3/32" = 1'-0"

1



MIXED USE APARTMENTS - SOUTH EXTERIOR ELEVATION

SCALE: 3/32" = 1'-0"

2



MIXED USE APARTMENTS - EAST EXTERIOR ELEVATION

SCALE: 3/32" = 1'-0"

3

LEGEND

- GLASS:**
- VISION GLASS
 - TEMPERED GLASS
- FINISH MATERIALS:**
- BRICK VENEER - MEDIUM GRAY (STACKED BOND)
 - FIBER CEMENT - BOARD & BATTEN
 - FIBER CEMENT - SHIPLAP
 - FIBER CEMENT - WOOD LOOK
 - STUCCO BOARD PANEL - IRON ORE (PAINTED)
 - STUCCO BOARD PANEL - SNOWBOUND (PAINTED)
 - METAL CANOPY
- COLORS:**
- BASE COLOR: SHERWIN WILLIAMS SW 7004 SNOWBOUND
 - ACCENT COLOR: SHERWIN WILLIAMS SW 7069 IRON ORE

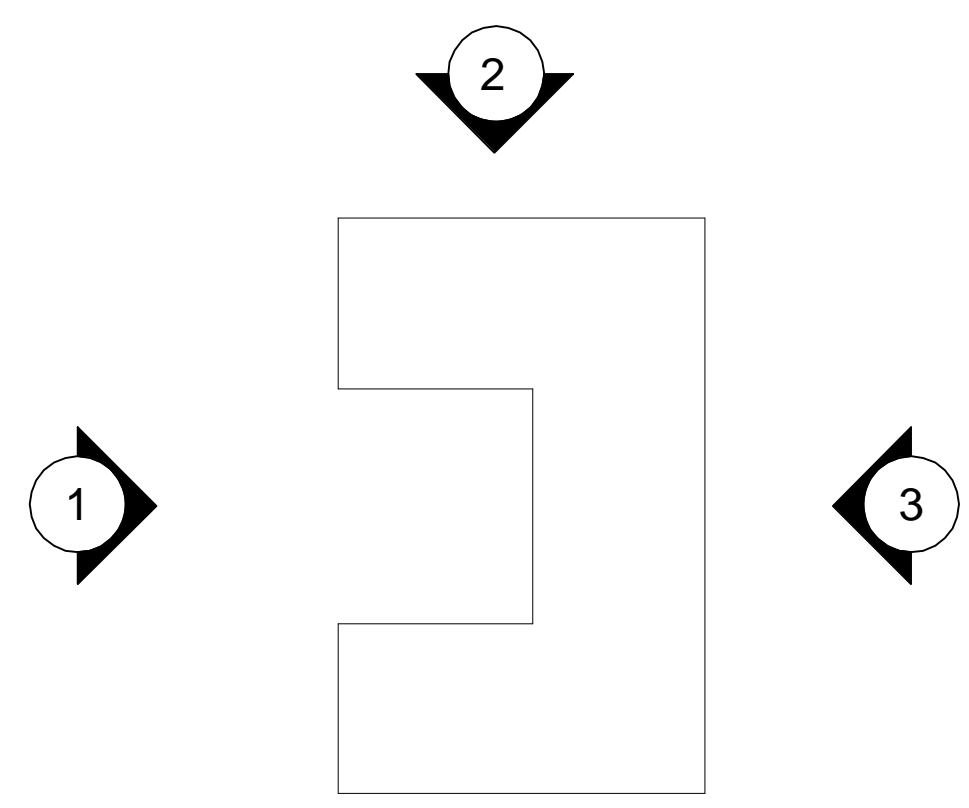
EXTERIOR MATERIAL ANALYSIS

EAST ELEVATION	
FIBER CEMENT - BOARD & BATTEN	7%
FIBER CEMENT - SHIPLAP	25%
FIBER CEMENT - WOOD LOOK	2%
STUCCO - IRON ORE (PAINTED)	5%
STUCCO - SNOWBOUND (PAINTED)	25%
STUCCO - IRON ORE (PAINTED)	37%


SOUTH ELEVATION	
FIBER CEMENT - BOARD & BATTEN	5%
FIBER CEMENT - SHIPLAP	27%
FIBER CEMENT - SHIPLAP	4%
FIBER CEMENT - WOOD LOOK	9%
STUCCO - IRON ORE (PAINTED)	29%
STUCCO - SNOWBOUND (PAINTED)	26%

WEST ELEVATION	
FIBER CEMENT - BOARD & BATTEN	8%
FIBER CEMENT - SHIPLAP	19%
FIBER CEMENT - WOOD LOOK	2%
STUCCO - IRON ORE (PAINTED)	12%
STUCCO - SNOWBOUND (PAINTED)	23%
STUCCO - SNOWBOUND (PAINTED)	36%

KEY PLAN



WARE MALCOMB
 CIVIL ENGINEERING
 ARCHITECTURE
 PLANNING
 INTERIORS
 2777 E. Camelback Rd. Suite #325
 Phoenix, AZ 85016
 P: 480.767.1001



THE CRAFTSMAN ON ELLIOT
 8264 EAST ELLIOT ROAD,
 MESA, ARIZONA 85212

MIXED USE APARTMENTS - COLOR EXTERIOR ELEVATIONS	
DATE	REMARKS
02/27/2023	PRE-APPLICATION SUBMITTAL
02/07/2023	SP / DRB SUBMITTAL #1
06/05/2023	SP / DRB SUBMITTAL #2
10/09/2023	SP / DRB SUBMITTAL #3
01/29/2024	SP / DRB SUBMITTAL #4
03/13/2024	SP / DRB SUBMITTAL #4 REV 1

PA/PM:	C. BRUCE
DRAWN BY.:	H.A. / E.M.
JOB NO.:	PHX22-0196-00

SHEET
DR306
 10/6/2023 8:45:01 PM



3/32" = 1'-0"
0 4' 8' 16' 24' 48'

MIXED USE APARTMENTS - SOUTH EXTERIOR ELEVATION

SCALE: 3/32" = 1'-0"

4

NOTE: EXTERIOR MATERIAL PERCENTAGES ARE INCLUDED IN THE OVERALL EAST ELEVATION CALCULATIONS ON SHEET DR302



MIXED USE APARTMENTS - WEST COURTYARD EXTERIOR ELEVATION

SCALE: 3/32" = 1'-0"

5



MIXED USE APARTMENTS - SOUTH COURTYARD EXTERIOR ELEVATION

SCALE: 3/32" = 1'-0"

7



MIXED USE APARTMENTS - NORTH COURTYARD EXTERIOR ELEVATION

SCALE: 3/32" = 1'-0"

6

LEGEND

- GLASS:**
- VISION GLASS
 - TEMPERED GLASS
- FINISH MATERIALS:**
- BRICK VENEER - MEDIUM GRAY (STACKED BOND)
 - FIBER CEMENT - BOARD & BATTEN
 - FIBER CEMENT - SHIPLAP
 - FIBER CEMENT - WOOD LOOK
 - STUCCO BOARD PANEL - IRON ORE (PAINTED)
 - STUCCO BOARD PANEL - SNOWBOUND (PAINTED)
 - METAL CANOPY
- COLORS:**
- BASE COLOR: SHERWIN WILLIAMS SW 7004 SNOWBOUND
 - ACCENT COLOR: SHERWIN WILLIAMS SW 7069 IRON ORE

EXTERIOR MATERIAL ANALYSIS

NORTH ELEVATION

FIBER CEMENT - BOARD & BATTEN	17%
FIBER CEMENT - SHIPLAP	22%
FIBER CEMENT - WOOD LOOK	3%
STUCCO - IRON ORE (PAINTED)	7%
STUCCO - SNOWBOUND (PAINTED)	29%
STUCCO - SNOWBOUND (PAINTED)	21%

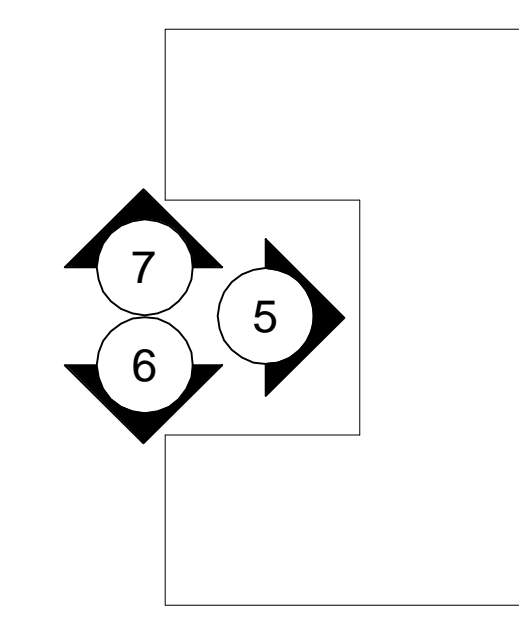
NORTH COURTYARD ELEVATION

FIBER CEMENT - BOARD & BATTEN	6%
FIBER CEMENT - SHIPLAP	11%
FIBER CEMENT - WOOD LOOK	2%
STUCCO - IRON ORE (PAINTED)	7%
STUCCO - IRON ORE (PAINTED)	36%
STUCCO - SNOWBOUND (PAINTED)	38%


SOUTH COURTYARD ELEVATION

FIBER CEMENT - BOARD & BATTEN	4%
FIBER CEMENT - SHIPLAP	15%
FIBER CEMENT - WOOD LOOK	4%
STUCCO - IRON ORE (PAINTED)	9%
STUCCO - IRON ORE (PAINTED)	20%
STUCCO - SNOWBOUND (PAINTED)	49%

KEY PLAN




4



NOT TO SCALE

WARE MALCOMB
 CIVIL ENGINEERING
 ARCHITECTURE
 PLANNING
 INTERIORS
 2777 E. Camelback Rd. Suite #325
 Phoenix, AZ 85016
 P 480.767.1001



THE CRAFTSMAN ON ELLIOT
 8264 EAST ELLIOT ROAD,
 MESA, ARIZONA 85212

MIXED USE APARTMENTS - COLOR EXTERIOR ELEVATIONS

DATE	REMARKS
02/27/2023	PRE-APPLICATION SUBMITTAL
02/07/2023	SP / DRB SUBMITTAL #1
06/05/2023	SP / DRB SUBMITTAL #2
10/09/2023	SP / DRB SUBMITTAL #3
01/29/2024	SP / DRB SUBMITTAL #4
03/13/2024	SP / DRB SUBMITTAL #4 REV 1

PA/PM:	C. BRUCE
DRAWN BY:	H.A. / E.M.
JOB NO.:	PHX22-0196-00

SHEET
DR307



MIXED USE BUILDING - NORTH EXTERIOR ELEVATION ①

SCALE: 1/8" = 1'-0"



MIXED USE BUILDING - WEST EXTERIOR ELEVATION ④

SCALE: 1/8" = 1'-0"



MIXED USE BUILDING - EAST EXTERIOR ELEVATION ②

SCALE: 1/8" = 1'-0"

KEYNOTES:

- 204 ALUMINUM STOREFRONT SYSTEM.
- 210 EXTERIOR UNIT SEPARATION PRIVACY WALL.
- 213 WRAPPED WOOD COLUMN.
- 223 EXTERIOR ALUMINUM FULL LITE DOOR.
- 224 EXTERIOR (PAIR) ALUMINUM DOUBLE DOOR.
- 237 72" X 60" VINYL SLIDING OPERABLE WINDOW.
- 239 EXTERIOR ALUMINUM STOREFRONT DOOR.
- 240 EXTERIOR HOLLOW METAL DOOR.
- 241 20" X 36" FIXED WINDOW.
- 310 16" STUCCO CORNICE.
- 401 FINISH GRADE VARIES.
- 402 CLEARSTORY WINDOWS.
- 404 ALUMINUM STOREFRONT SYSTEM.
- 405 LINE OF ROOF BEYOND.
- 406 BALCONY WITH 42" METAL GUARDRAIL.
- 408 PAINTED METAL CANOPY.
- 409 LOUVERED PAINTED METAL CANOPY.
- 417 STUCCO PARAPET CORNICE.



MIXED USE BUILDING - SOUTH EXTERIOR ELEVATION ③

SCALE: 1/8" = 1'-0"

EXTERIOR MATERIAL ANALYSIS

SOUTH ELEVATION		EAST ELEVATION	
BRICK VENEER - WHITE WASHED (RUNNING BOND)	11%	BRICK VENEER - WHITE WASHED (RUNNING BOND)	21%
FIBER CEMENT - BOARD & BATTEN (PAINTED - SW 7004 SNOWBOUND)	31%	FIBER CEMENT - BOARD & BATTEN (PAINTED - SW 7004 SNOWBOUND)	23%
FIBER CEMENT - BOARD & BATTEN (PAINTED - SW 7069 IRON ORE)	13%	FIBER CEMENT - BOARD & BATTEN (PAINTED - SW 7069 IRON ORE)	39%
FIBER CEMENT - SHIPLAP (PAINTED - SW 9163 TIN LIZZIE)	14%	FIBER CEMENT - SHIPLAP (PAINTED - SW 9163 TIN LIZZIE)	7%
STUCCO (PAINTED - SW 7069 IRON ORE)	8%	STUCCO (PAINTED - SW 7069 IRON ORE)	2%
STUCCO (PAINTED - SW 9163 TIN LIZZIE)	17%	STUCCO (PAINTED - SW 9163 TIN LIZZIE)	5%
STUCCO (PAINTED - SW 7004 SNOWBOUND)	6%	STUCCO (PAINTED - SW 7004 SNOWBOUND)	3%
NORTH ELEVATION		WEST ELEVATION	
BRICK VENEER - WHITE WASHED (RUNNING BOND)	15%	BRICK VENEER - WHITE WASHED (RUNNING BOND)	20%
FIBER CEMENT - BOARD & BATTEN (PAINTED - SW 7004 SNOWBOUND)	29%	FIBER CEMENT - BOARD & BATTEN (PAINTED - SW 7004 SNOWBOUND)	24%
FIBER CEMENT - BOARD & BATTEN (PAINTED - SW 7069 IRON ORE)	12%	FIBER CEMENT - BOARD & BATTEN (PAINTED - SW 7069 IRON ORE)	39%
FIBER CEMENT - SHIPLAP (PAINTED - SW 9163 TIN LIZZIE)	13%	FIBER CEMENT - SHIPLAP (PAINTED - SW 9163 TIN LIZZIE)	7%
STUCCO (PAINTED - SW 7069 IRON ORE)	8%	STUCCO (PAINTED - SW 7069 IRON ORE)	2%
STUCCO (PAINTED - SW 9163 TIN LIZZIE)	18%	STUCCO (PAINTED - SW 9163 TIN LIZZIE)	5%
STUCCO (PAINTED - SW 7004 SNOWBOUND)	5%	STUCCO (PAINTED - SW 7004 SNOWBOUND)	3%

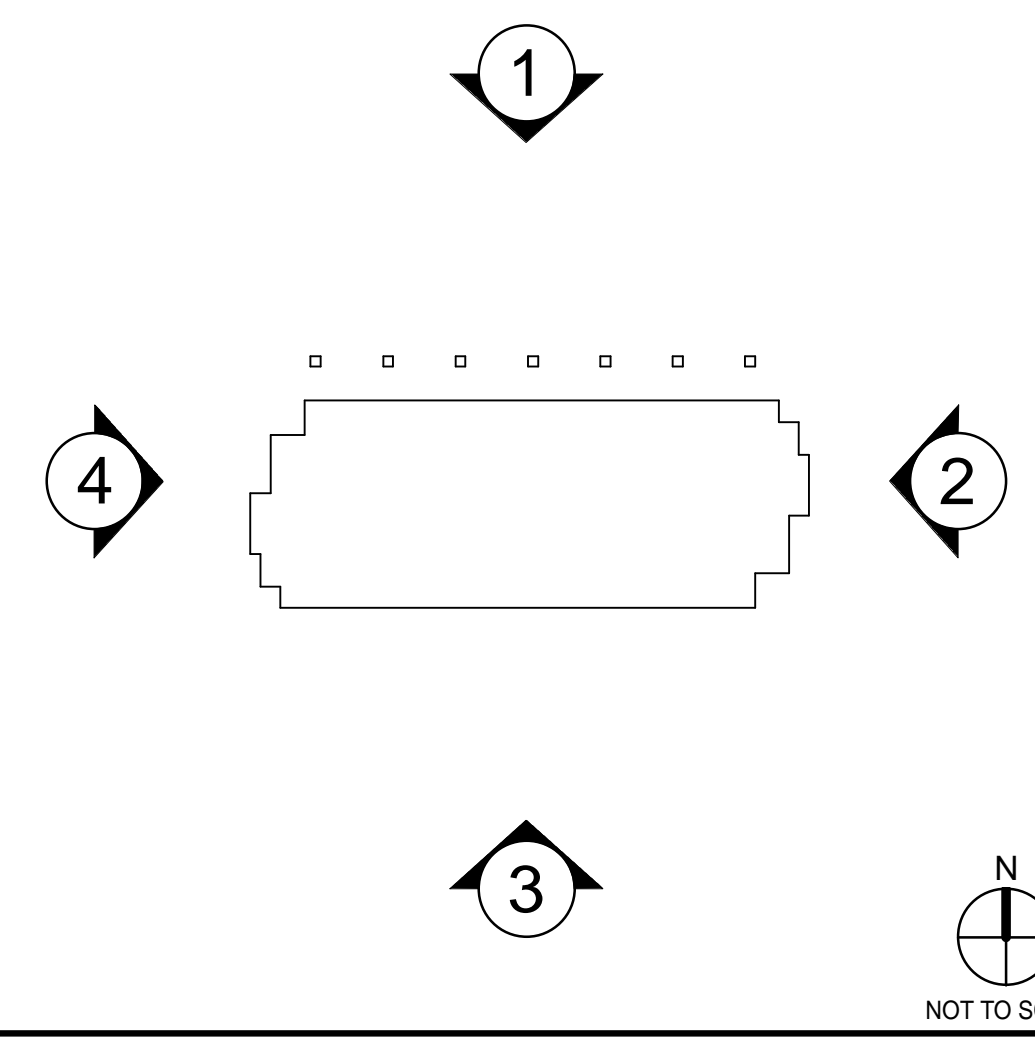
LEGEND

- GLASS:**
- VISION GLASS
 - TEMPERED GLASS

MATERIALS:

- BRICK VENEER - WHITE WASH (RUNNING BOND)
- FIBER CEMENT - BOARD & BATTEN (PAINTED - SW 7004 SNOWBOUND) (PAINTED - SW 7069 IRON ORE)
- FIBER CEMENT - SHIPLAP (PAINTED - SW 9163 TIN LIZZIE)
- STUCCO (PAINTED - SW 7004 SNOWBOUND) (PAINTED - SW 9163 TIN LIZZIE) (PAINTED - SW 7069 IRON ORE)
- STEEL (PAINTED - SW 6258 TRICORN BLACK)

KEY PLAN



WARE MALCOMB
 CIVIL ENGINEERING
 ARCHITECTURE
 PLANNING
 BRANDING
 INTERIORS
 BUILDING MEASUREMENT
 2777 E. Camelback Rd. Suite #325
 Phoenix, AZ 85016
 P: 480.767.1001



THE CRAFTSMAN ON ELLIOT
 8264 EAST ELLIOT ROAD,
 MESA, ARIZONA 85212

MIXED USE BUILDING - COLOR EXTERIOR ELEVATIONS

DATE	REMARKS
02/27/2023	PRE-APPLICATION SUBMITTAL
02/07/2023	SP / DRB SUBMITTAL #1
06/05/2023	SP / DRB SUBMITTAL #2
10/09/2023	SP / DRB SUBMITTAL #3
01/29/2024	SP / DRB SUBMITTAL #4
03/13/2024	SP / DRB SUBMITTAL #4 REV 1

PA/PM:	C. BRUCE
DRAWN BY:	E.M. / H.A.
JOB NO.:	PHX22-0196-00

SHEET
DR310
 10/6/2023 8:51:10 PM

A:\external_docs\PHX22-0196-00_The_Craftsman_on_Elliot_Mixed_Use\DWG_ARCH\01.rvt



LIVE/WORK BUILDING - NORTH EXTERIOR ELEVATION

SCALE: 1/8" = 1'-0"

1



LIVE/WORK BUILDING - WEST EXTERIOR ELEVATION

SCALE: 1/8" = 1'-0"

4



LIVE/WORK BUILDING - EAST EXTERIOR ELEVATION

SCALE: 1/8" = 1'-0"

2

KEYNOTES:

- 210 EXTERIOR UNIT SEPARATION PRIVACY WALL.
- 221 EXTERIOR STOREFRONT DOOR WITH SIDELIGHT.
- 225 VINYL SLIDING OPERABLE WINDOW.
- 310 16" STUCCO CORNICE.
- 401 FINISH GRADE VARIES.
- 406 BALCONY WITH 42" METAL GUARDRAIL.
- 408 PAINTED METAL CANOPY.
- 409 LOUVERED PAINTED METAL CANOPY.



LIVE/WORK BUILDING - SOUTH EXTERIOR ELEVATION

SCALE: 1/8" = 1'-0"

3

EXTERIOR MATERIAL ANALYSIS

SOUTH ELEVATION	
BRICK VENEER - WHITE WASHED (RUNNING BOND)	18%
FIBER CEMENT - BOARD & BATTEN (PAINTED - SW 7004 SNOWBOUND)	27%
FIBER CEMENT - BOARD & BATTEN (PAINTED - SW 7069 IRON ORE)	13%
FIBER CEMENT - SHIPLAP (PAINTED - SW 9163 TIN LIZZIE)	15%
FIBER CEMENT - WOOD LOOK	4%
STUCCO (PAINTED - SW 7069 IRON ORE)	8%
STUCCO (PAINTED - SW 9163 TIN LIZZIE)	10%
STUCCO (PAINTED - SW 7004 SNOWBOUND)	5%

NORTH ELEVATION	
BRICK VENEER - WHITE WASHED (RUNNING BOND)	18%
FIBER CEMENT - BOARD & BATTEN (PAINTED - SW 7004 SNOWBOUND)	26%
FIBER CEMENT - BOARD & BATTEN (PAINTED - SW 7069 IRON ORE)	12%
FIBER CEMENT - SHIPLAP (PAINTED - SW 9163 TIN LIZZIE)	13%
FIBER CEMENT - WOOD LOOK	4%
STUCCO (PAINTED - SW 7069 IRON ORE)	9%
STUCCO (PAINTED - SW 9163 TIN LIZZIE)	13%
STUCCO (PAINTED - SW 7004 SNOWBOUND)	5%

EAST ELEVATION	
BRICK VENEER - WHITE WASHED (RUNNING BOND)	17%
FIBER CEMENT - BOARD & BATTEN (PAINTED - SW 7004 SNOWBOUND)	25%
FIBER CEMENT - BOARD & BATTEN (PAINTED - SW 7069 IRON ORE)	42%
FIBER CEMENT - SHIPLAP (PAINTED - SW 9163 TIN LIZZIE)	8%
STUCCO (PAINTED - SW 9163 TIN LIZZIE)	4%
STUCCO (PAINTED - SW 7004 SNOWBOUND)	3%

WEST ELEVATION	
BRICK VENEER - WHITE WASHED (RUNNING BOND)	17%
FIBER CEMENT - BOARD & BATTEN (PAINTED - SW 7004 SNOWBOUND)	26%
FIBER CEMENT - BOARD & BATTEN (PAINTED - SW 7069 IRON ORE)	42%
FIBER CEMENT - SHIPLAP (PAINTED - SW 9163 TIN LIZZIE)	8%
STUCCO (PAINTED - SW 7069 IRON ORE)	0%
STUCCO (PAINTED - SW 9163 TIN LIZZIE)	4%
STUCCO (PAINTED - SW 7004 SNOWBOUND)	3%

LEGEND

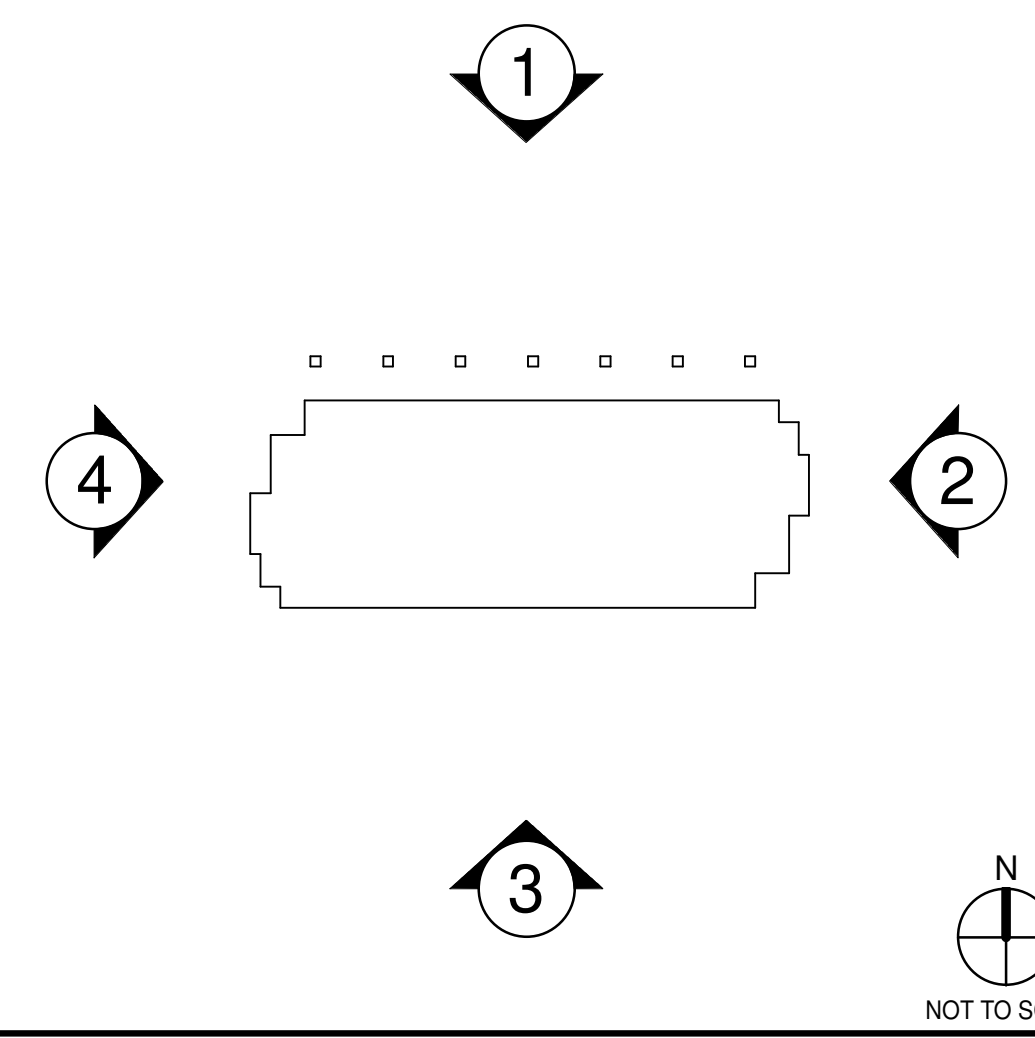
GLASS:

- VISION GLASS
- TEMPERED GLASS

MATERIALS:

- BRICK VENEER - WHITE WASH (RUNNING BOND)
- FIBER CEMENT - BOARD & BATTEN (PAINTED - SW 7004 SNOWBOUND) (PAINTED - SW 7069 IRON ORE)
- FIBER CEMENT - PLANK (WOOD LOOK)
- FIBER CEMENT - SHIPLAP (PAINTED - SW 9163 TIN LIZZIE)
- STUCCO (PAINTED - SW 7004 SNOWBOUND) (PAINTED - SW 9163 TIN LIZZIE) (PAINTED - SW 7069 IRON ORE)
- STEEL (PAINTED - SW 6258 TRICORN BLACK)

KEY PLAN



WARE MALCOMB

CIVIL ENGINEERING
ARCHITECTURE
PLANNING
INTERIORS

2777 E. Camelback Rd. Suite #325
Phoenix, AZ 85016
P: 480.767.1001



THE CRAFTSMAN ON ELLIOT

8264 EAST ELLIOT ROAD,
MESA, ARIZONA 85212

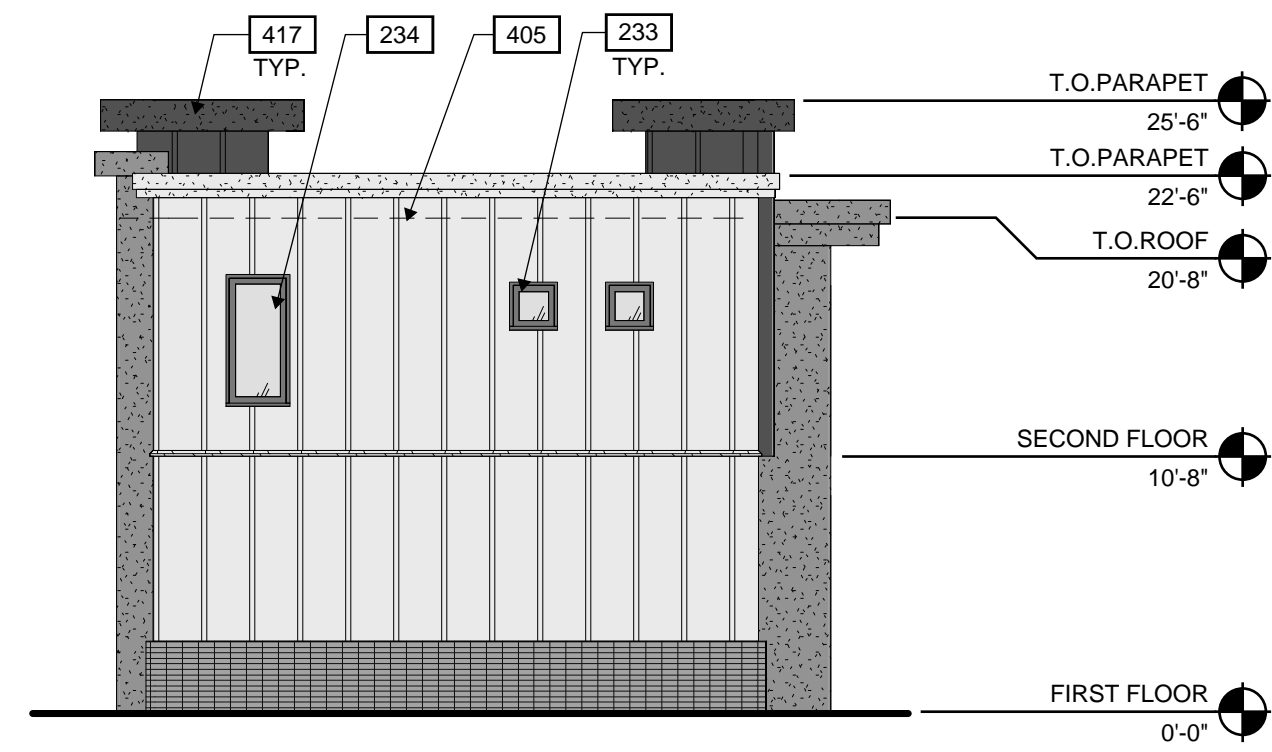
LIVE/WORK BUILDING - COLOR EXTERIOR ELEVATIONS

DATE	REMARKS
02/27/2023	PRE-APPLICATION SUBMITTAL
02/07/2023	SP / DRB SUBMITTAL #1
06/05/2023	SP / DRB SUBMITTAL #2
10/09/2023	SP / DRB SUBMITTAL #3
01/29/2024	SP / DRB SUBMITTAL #4
03/13/2024	SP / DRB SUBMITTAL #4 REV 1

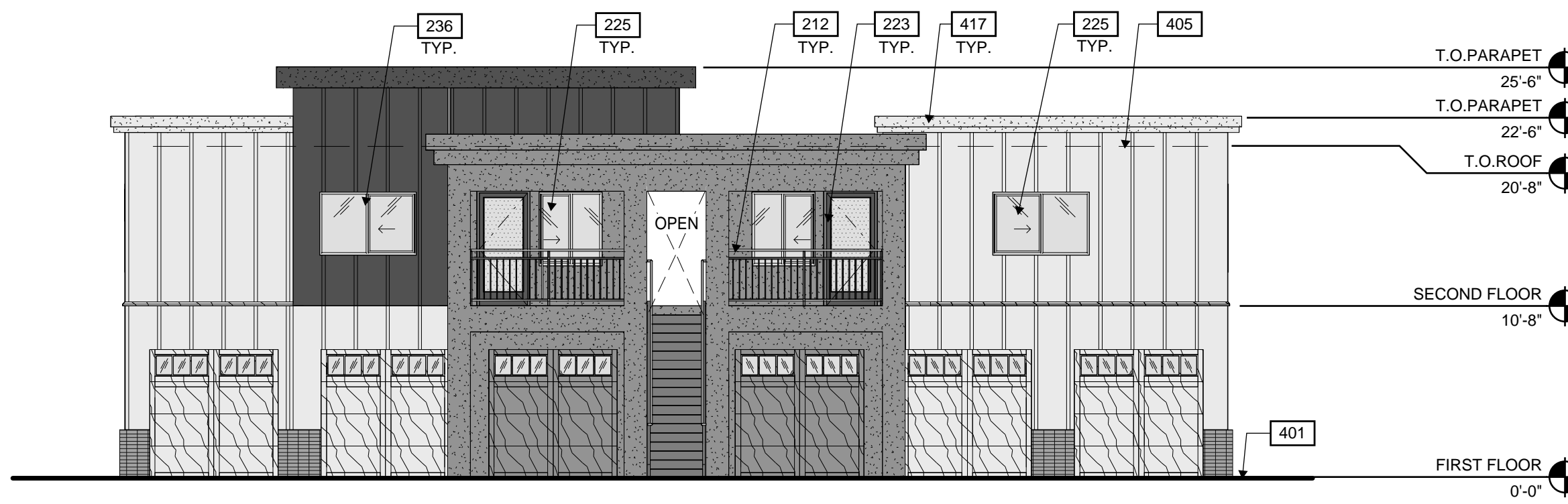
PA/PM: C. BRUCE
DRAWN BY: E.M. / H.A.
JOB NO.: PHX22-0196-00

SHEET
DR313

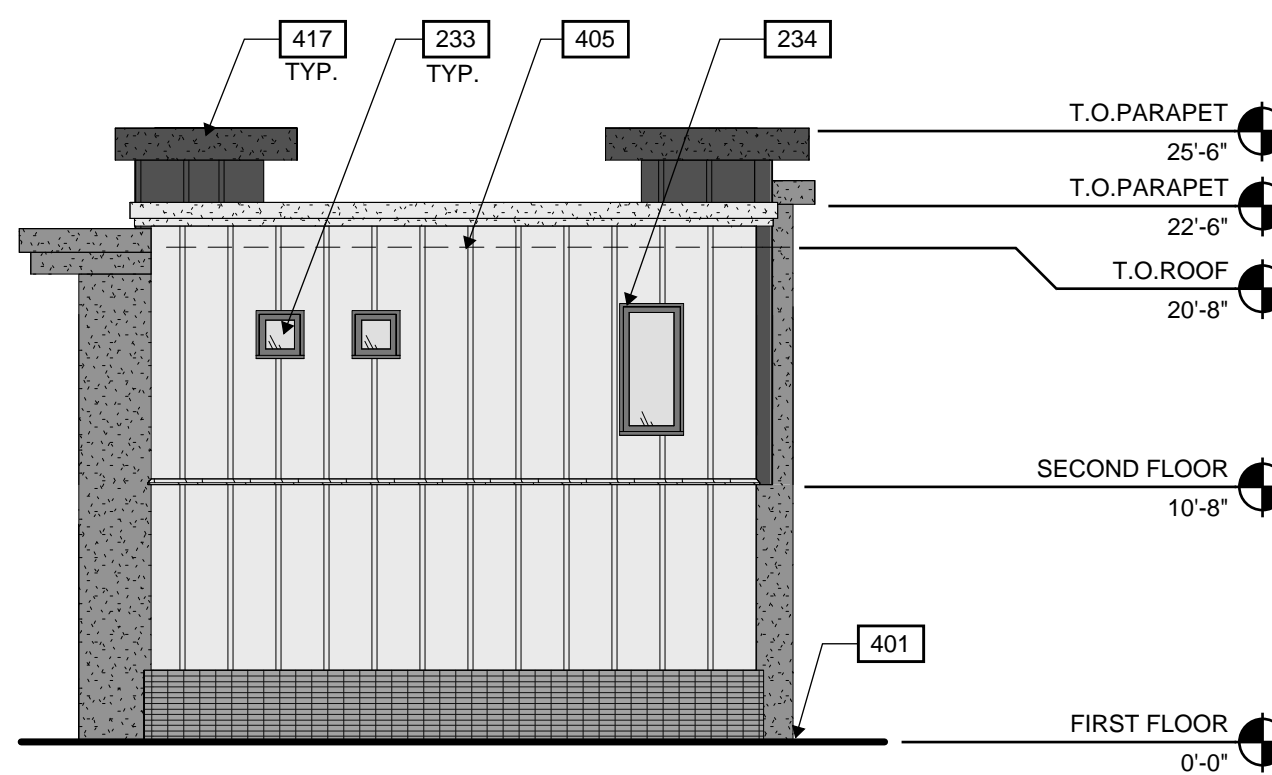
10/6/2023 8:45:11 PM



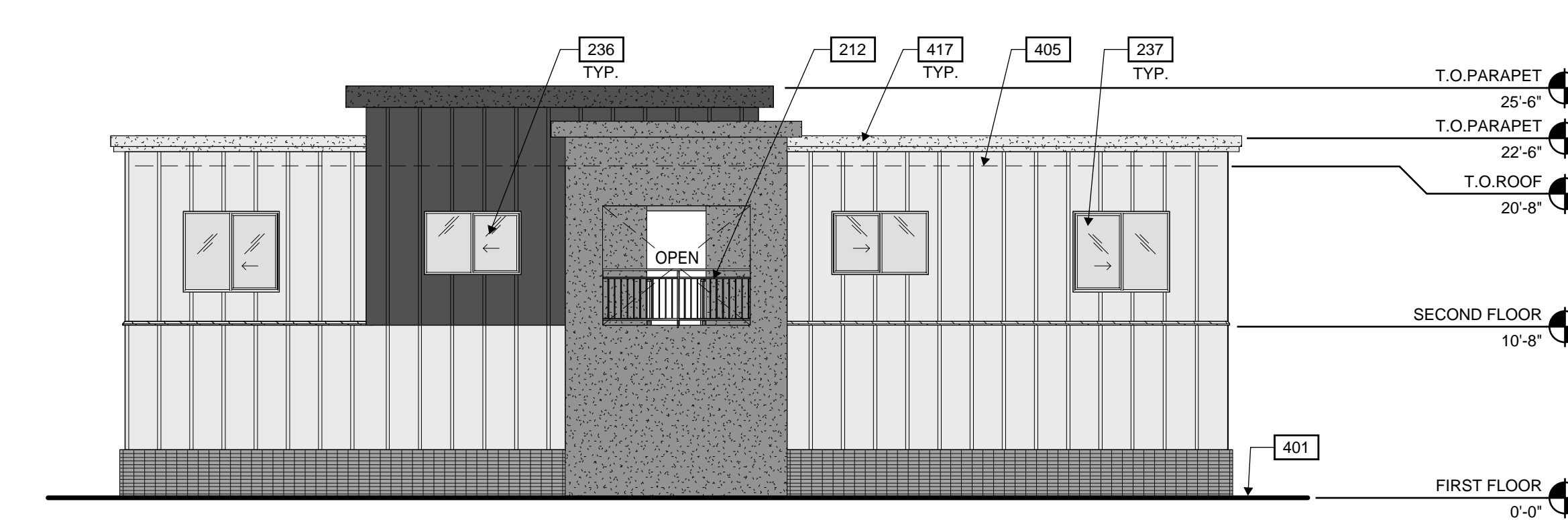
CARRIAGE HOUSE - SOUTH COLOR EXTERIOR ELEVATION
 SCALE: 1/8" = 1'-0" **2**



CARRIAGE HOUSE - EAST COLOR EXTERIOR ELEVATION
 SCALE: 1/8" = 1'-0" **1**



CARRIAGE HOUSE - NORTH COLOR EXTERIOR ELEVATION
 SCALE: 1/8" = 1'-0" **4**



CARRIAGE HOUSE - WEST COLOR EXTERIOR ELEVATION
 SCALE: 1/8" = 1'-0" **3**

LEGENDS

- GLASS:**
- VISION GLASS
 - TEMPERED GLASS
- MATERIALS:**
- BRICK VENEER - MEDIUM GRAY (STACKED BOND)
 - FIBER CEMENT - BOARD & BATTEN (PAINTED - SW 7004 SNOWBOUND) (PAINTED - SW 7069 IRON ORE)
 - STUCCO (PAINTED - SW 7034 SNOWBOUND) (PAINTED - SW 9163 TIN LIZZIE) (PAINTED - SW 7069 IRON ORE)
 - METAL - WOOD LOOK (PAINTED - SW 7004 SNOWBOUND) (PAINTED - SW 9163 TIN LIZZIE)

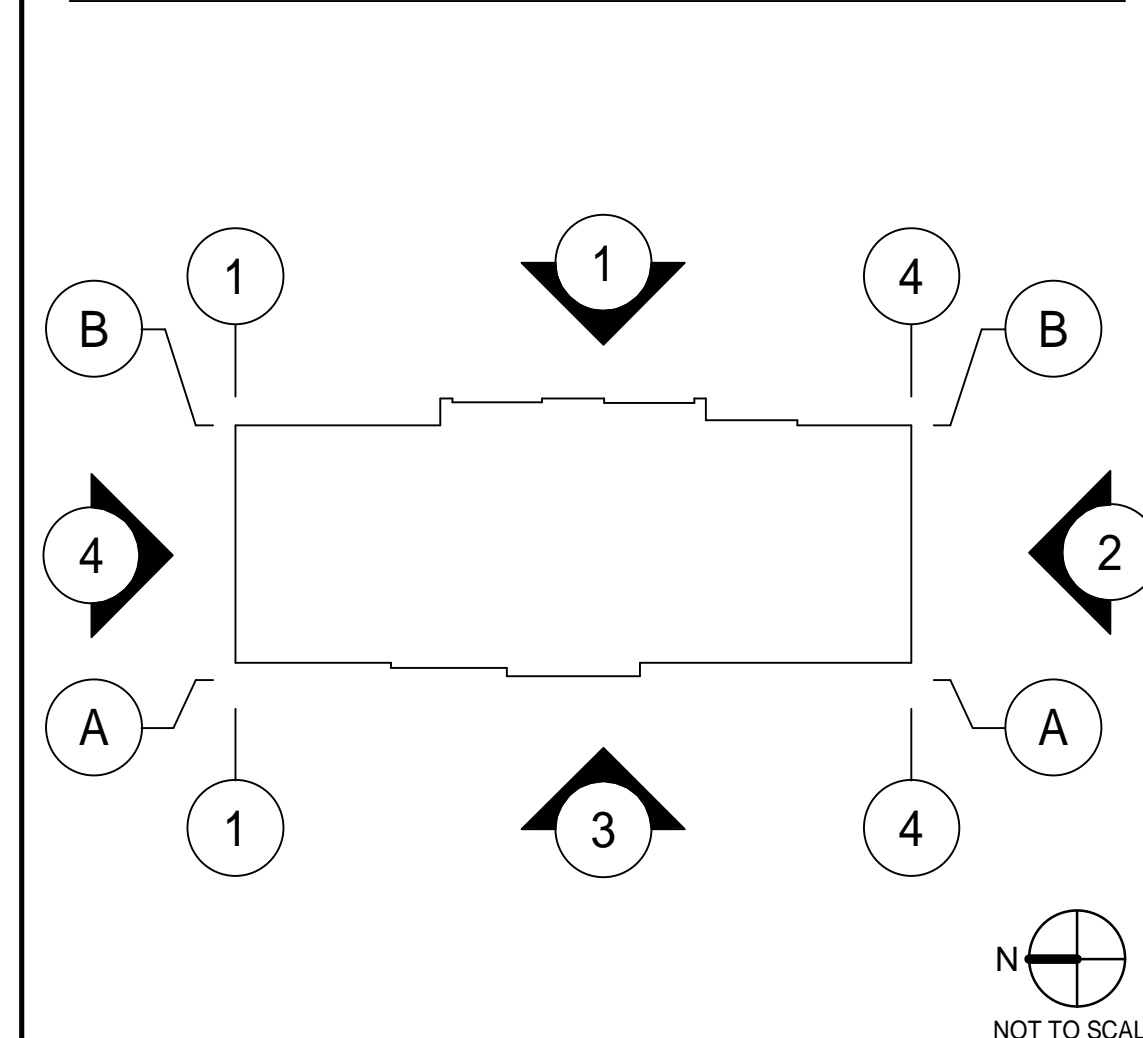
EXTERIOR MATERIAL ANALYSIS

ELEVATION	MATERIAL	PERCENTAGE
EAST ELEVATION	BRICK VENEER - MEDIUM GRAY (STACKED BOND)	1%
	FIBER CEMENT - BOARD & BATTEN (PAINTED - SW 7004 SNOWBOUND)	22%
	FIBER CEMENT - BOARD & BATTEN (PAINTED - SW 7069 IRON ORE)	8%
	STUCCO (PAINTED - SW 9163 TIN LIZZIE)	69%
SOUTH ELEVATION	BRICK VENEER - MEDIUM GRAY (STACKED BOND)	11%
	FIBER CEMENT - BOARD & BATTEN (PAINTED - SW 7004 SNOWBOUND)	68%
	FIBER CEMENT - BOARD & BATTEN (PAINTED - SW 7069 IRON ORE)	7%
	STUCCO (PAINTED - SW 9163 TIN LIZZIE)	14%
WEST ELEVATION	BRICK VENEER - MEDIUM GRAY (STACKED BOND)	11%
	FIBER CEMENT - BOARD & BATTEN (PAINTED - SW 7004 SNOWBOUND)	53%
	FIBER CEMENT - BOARD & BATTEN (PAINTED - SW 7069 IRON ORE)	13%
	STUCCO (PAINTED - SW 9163 TIN LIZZIE)	23%
NORTH ELEVATION	BRICK VENEER - MEDIUM GRAY (STACKED BOND)	12%
	FIBER CEMENT - BOARD & BATTEN (PAINTED - SW 7004 SNOWBOUND)	68%
	FIBER CEMENT - BOARD & BATTEN (PAINTED - SW 7069 IRON ORE)	7%
	STUCCO (PAINTED - SW 9163 TIN LIZZIE)	13%


KEYNOTES:

- 212 42" HIGH PREFABRICATED GUARDRAIL
- 223 EXTERIOR ALUMINUM FULL-LITE DOOR
- 225 VINYL SLIDING OPERABLE WINDOW
- 233 24" X 24" FIXED WINDOW
- 234 32" X 66" FIXED WINDOW
- 236 66" X 48" VINYL SLIDING OPERABLE WINDOW
- 237 72" X 60" VINYL SLIDING OPERABLE WINDOW
- 401 FINISH GRADE VARIES
- 405 LINE OF ROOF BEYOND
- 417 STUCCO PARAPET CORNICE

KEY PLAN



WARE MALCOMB
 ARCHITECTURE
 PLANNING
 INTERIORS
 CIVIL ENGINEERING
 BRANDING
 BUILDING MEASUREMENT
 2777 E. Camelback Rd. Suite #325
 Phoenix, AZ 85016
 P: 480.767.1001



THE CRAFTSMAN ON ELLIOT
 8264 EAST ELLIOT ROAD,
 MESA, ARIZONA 85212

DATE	REMARKS
02/27/2023	PRE-APPLICATION SUBMITTAL
02/07/2023	SP / DRB SUBMITTAL #1
06/05/2023	SP / DRB SUBMITTAL #2
10/09/2023	SP / DRB SUBMITTAL #3
01/29/2024	SP / DRB SUBMITTAL #4
03/13/2024	SP / DRB SUBMITTAL #4 REV 1

PA/PM:	C. BRUCE
DRAWN BY.:	H.A. / E.M.
JOB NO.:	PHX22-0196-00

SHEET
DR315



CLUBHOUSE & FITNESS - WEST COLOR EXTERIOR ELEVATION ①

LEGEND

- MATERIALS:**
- BRICK VENEER - MEDIUM GRAY (STACKED BOND)
 - FIBER CEMENT - BOARD & BATTEN (PAINTED - SW 7004 SNOWBOUND) (PAINTED - SW 7069 IRON ORE)
 - FIBER CEMENT - PLANK (WOOD LOOK)
 - FIBER CEMENT - SHIPLAP (PAINTED - SW 9163 TIN LIZZIE)
 - STUCCO (PAINTED - SW 7004 SNOWBOUND) (PAINTED - SW 9163 TIN LIZZIE) (PAINTED - SW 7069 IRON ORE)
 - STEEL (PAINTED - SW 6258 TRICORN BLACK)
- GLASS:**
- VISION GLASS
 - TEMPERED GLASS

KEYNOTES:

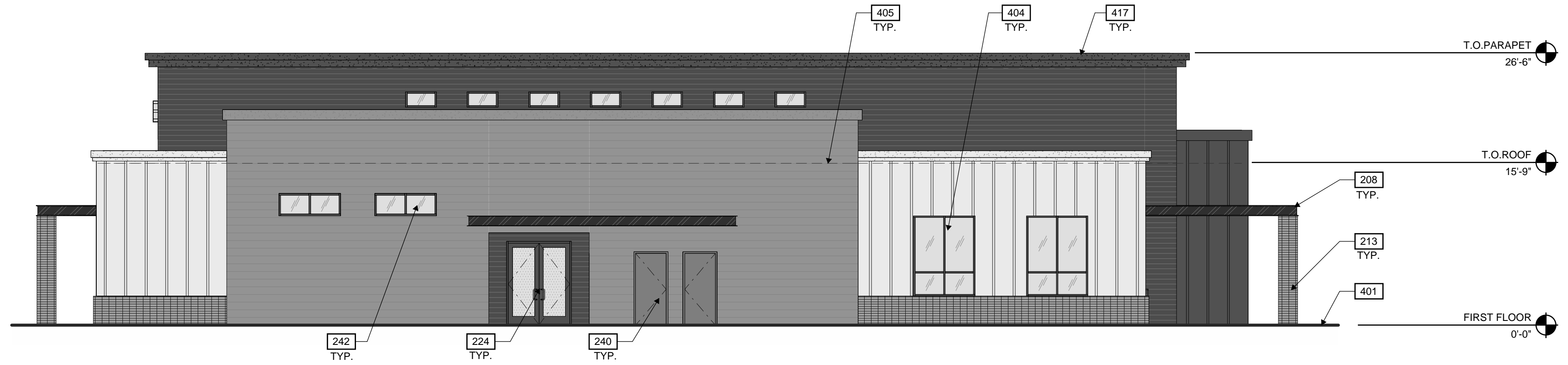
- 204 ALUMINUM STOREFRONT SYSTEM.
- 208 PAINTED METAL CANOPY.
- 213 WRAPPED WOOD COLUMN.
- 222 EXTERIOR ALUMINUM DOOR WITH SIDELIGHT.
- 224 EXTERIOR (PAIR) ALUMINUM DOUBLE DOOR.
- 231 ALUMINUM AND GLASS FOLDING WALL.
- 240 EXTERIOR HOLLOW METAL DOOR.
- 242 26" X 72" FIXED WINDOW.
- 401 FINISH GRADE VARIES.
- 402 CLEARSTORY WINDOWS.
- 404 ALUMINUM STOREFRONT SYSTEM.
- 405 LINE OF ROOF BEYOND.
- 410 FUTURE TENANT SIGNAGE, UNDER SEPARATE PERMIT.
- 417 STUCCO PARAPET CORNICE.



CLUBHOUSE & FITNESS - NORTH COLOR EXTERIOR ELEVATION ②

EXTERIOR MATERIAL ANALYSIS

NORTH ELEVATION	
BRICK VENEER - MEDIUM GRAY (STACKED BOND)	12%
FIBER CEMENT - BOARD & BATTEN (PAINTED - SW 7004 SNOWBOUND)	27%
FIBER CEMENT - BOARD & BATTEN (PAINTED - SW 7069 IRON ORE)	13%
FIBER CEMENT - PLANK (WOOD LOOK)	32%
FIBER CEMENT - SHIPLAP (PAINTED - SW 9163 TIN LIZZIE)	16%
EAST ELEVATION	
BRICK VENEER - MEDIUM GRAY (STACKED BOND)	7%
FIBER CEMENT - BOARD & BATTEN (PAINTED - SW 7004 SNOWBOUND)	17%
FIBER CEMENT - BOARD & BATTEN (PAINTED - SW 7069 IRON ORE)	6%
FIBER CEMENT - PLANK (WOOD LOOK)	29%
FIBER CEMENT - SHIPLAP (PAINTED - SW 9163 TIN LIZZIE)	41%
WEST ELEVATION	
BRICK VENEER - MEDIUM GRAY (STACKED BOND)	5.0%
FIBER CEMENT - BOARD & BATTEN (PAINTED - SW 7004 SNOWBOUND)	8.6%
FIBER CEMENT - BOARD & BATTEN (PAINTED - SW 7069 IRON ORE)	29.4%
FIBER CEMENT - PLANK (WOOD LOOK)	32.1%
FIBER CEMENT - SHIPLAP (PAINTED - SW 9163 TIN LIZZIE)	23.7%
STUCCO (PAINTED - SW 7069 IRON ORE)	0.8%
STUCCO (PAINTED - SW 9163 TIN LIZZIE)	0.5%
SOUTH ELEVATION	
BRICK VENEER - MEDIUM GRAY (STACKED BOND)	5%
FIBER CEMENT - BOARD & BATTEN (PAINTED - SW 7004 SNOWBOUND)	10%
FIBER CEMENT - BOARD & BATTEN (PAINTED - SW 7069 IRON ORE)	36%
FIBER CEMENT - PLANK (WOOD LOOK)	36%
FIBER CEMENT - SHIPLAP (PAINTED - SW 9163 TIN LIZZIE)	5%
STUCCO (PAINTED - SW 9163 TIN LIZZIE)	8%

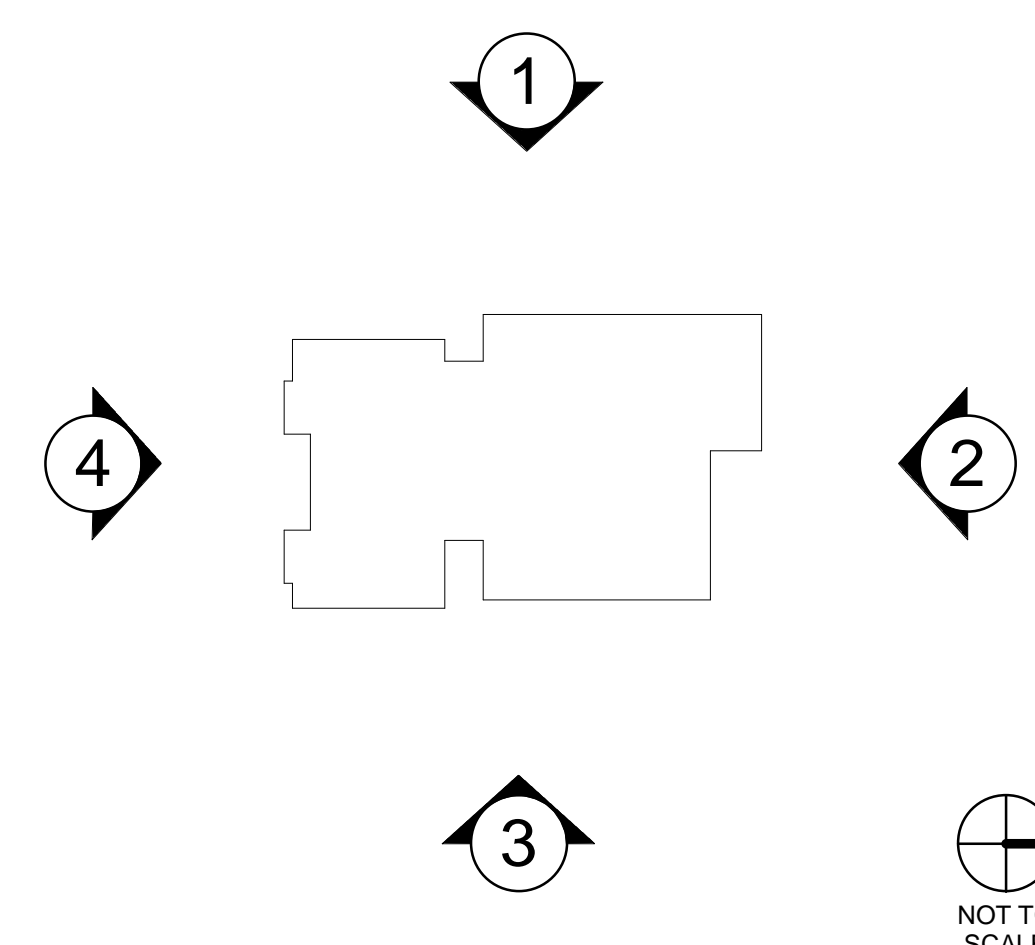


CLUBHOUSE & FITNESS - EAST COLOR EXTERIOR ELEVATION ③

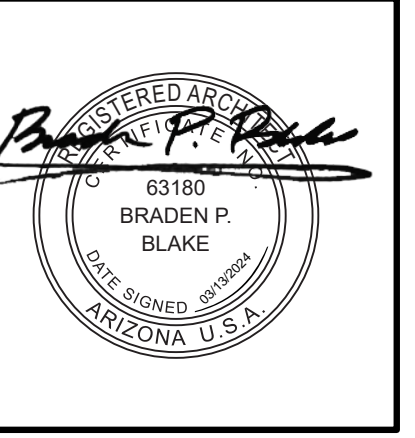


CLUBHOUSE & FITNESS - SOUTH COLOR EXTERIOR ELEVATION ④

KEY PLAN



WARE MALCOMB
 CIVIL ENGINEERING
 ARCHITECTURE
 PLANNING
 INTERIORS
 2777 E. Camelback Rd. Suite #325
 Phoenix, AZ 85016
 P: 480.767.1001




THE CRAFTSMAN ON ELLIOT
 8264 EAST ELLIOT ROAD,
 MESA, ARIZONA 85212

DATE	REMARKS
02/27/2023	PRE-APPLICATION SUBMITTAL
02/07/2023	SP / DRB SUBMITTAL #1
06/05/2023	SP / DRB SUBMITTAL #2
10/09/2023	SP / DRB SUBMITTAL #3
01/29/2024	SP / DRB SUBMITTAL #4
03/13/2024	SP / DRB SUBMITTAL #4 REV 1

PA/PM:	C. BRUCE
DRAWN BY:	H.A./E.M.
JOB NO.:	PHX22-0196-00

SHEET
DR317

WARE MALCOMB
 CIVIL ENGINEERING
 ARCHITECTURE
 PLANNING
 INTERIORS
 2777 E. Camelback Rd. Suite #325
 Phoenix, AZ 85016
 P: 480.767.1001



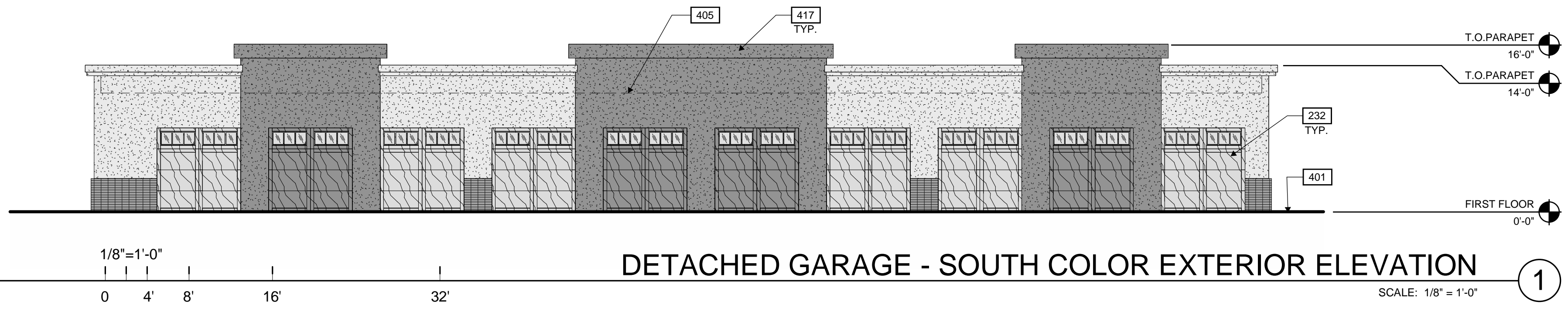
THE CRAFTSMAN ON ELLIOT
 8264 EAST ELLIOT ROAD,
 MESA, ARIZONA 85212

DETACHED GARAGE - COLOR EXTERIOR ELEVATIONS

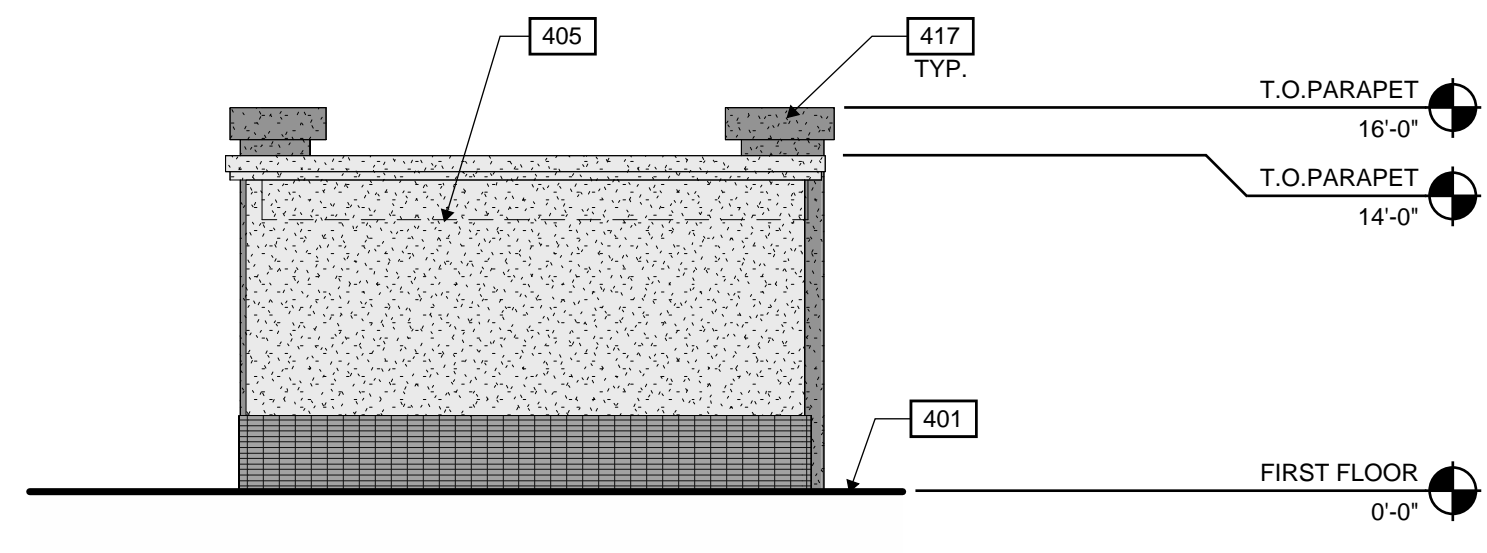
DATE	REMARKS
02/27/2023	PRE-APPLICATION SUBMITTAL
02/07/2023	SP / DRB SUBMITTAL #1
06/05/2023	SP / DRB SUBMITTAL #2
10/09/2023	SP / DRB SUBMITTAL #3
01/29/2024	SP / DRB SUBMITTAL #4
03/13/2024	SP / DRB SUBMITTAL #4 REV 1

PA/PM:	C. BRUCE
DRAWN BY:	E.M. / H.A.
JOB NO.:	PHX22-0196-00

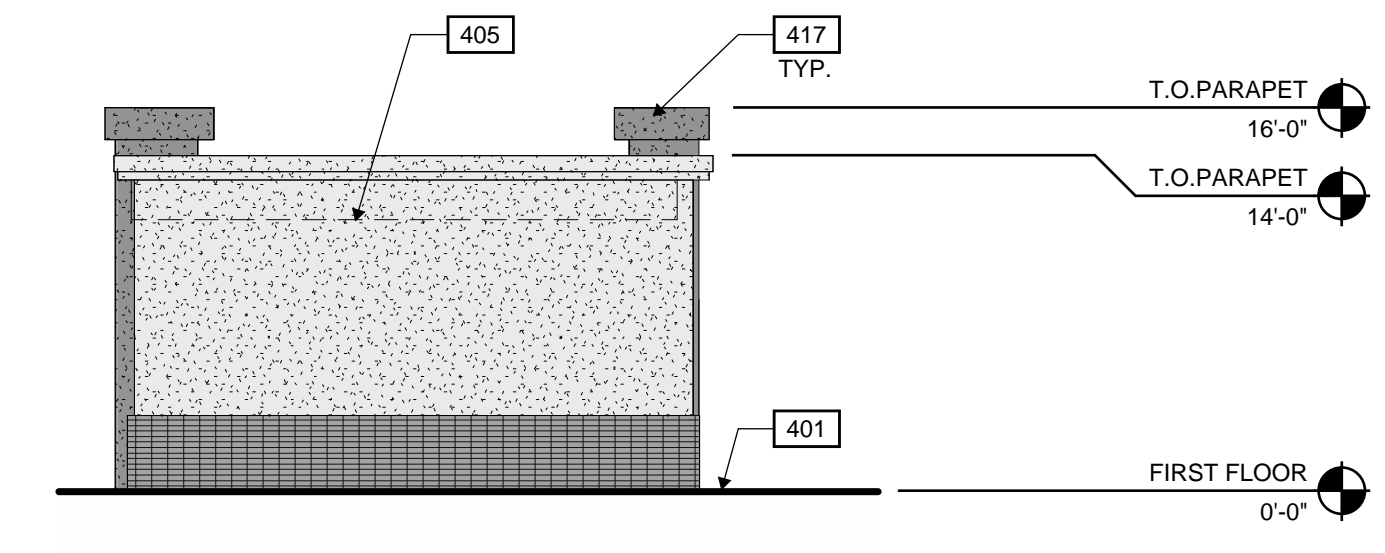
SHEET
DR319
 10/6/2023 8:41:28 PM



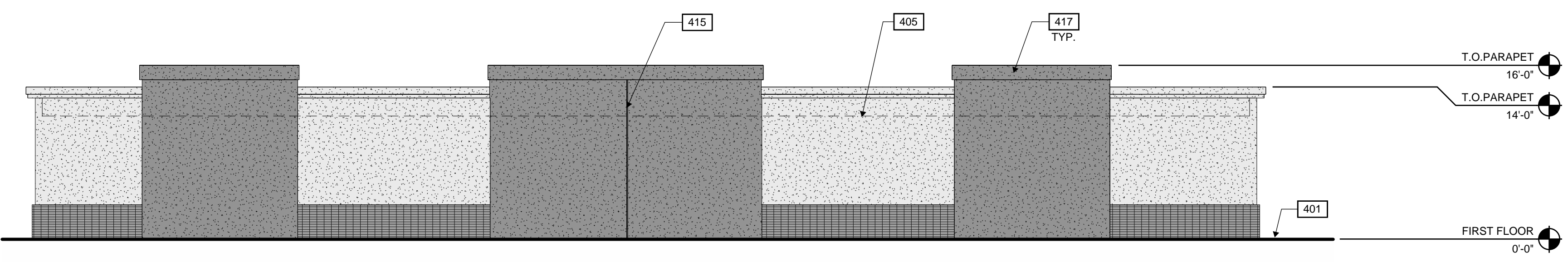
DETACHED GARAGE - SOUTH COLOR EXTERIOR ELEVATION ①
 SCALE: 1/8" = 1'-0"



DETACHED GARAGE - EAST COLOR EXTERIOR ELEVATION ④
 SCALE: 1/8" = 1'-0"



DETACHED GARAGE - WEST COLOR EXTERIOR ELEVATION ②
 SCALE: 1/8" = 1'-0"



DETACHED GARAGE - NORTH COLOR EXTERIOR ELEVATION ③
 SCALE: 1/8" = 1'-0"

EXTERIOR MATERIAL ANALYSIS

SOUTH ELEVATION	
BRICK VENEER - MEDIUM GRAY (STACKED BOND)	5%
STUCCO (PAINTED - SW 9163 TIN LIZZIE)	54%
STUCCO (PAINTED - SW 7004 SNOWBOUND)	41%

WEST ELEVATION	
BRICK VENEER - MEDIUM GRAY (STACKED BOND)	19%
STUCCO (PAINTED - SW 9163 TIN LIZZIE)	22%
STUCCO (PAINTED - SW 7004 SNOWBOUND)	59%

EAST ELEVATION	
BRICK VENEER - MEDIUM GRAY (STACKED BOND)	19%
STUCCO (PAINTED - SW 9163 TIN LIZZIE)	22%
STUCCO (PAINTED - SW 7004 SNOWBOUND)	59%

NORTH ELEVATION	
BRICK VENEER - MEDIUM GRAY (STACKED BOND)	12%
STUCCO (PAINTED - SW 9163 TIN LIZZIE)	51%
STUCCO (PAINTED - SW 7004 SNOWBOUND)	37%

LEGEND

MATERIALS:

- BRICK VENEER - MEDIUM GRAY (STACKED BOND)
- STUCCO (PAINTED - SW 7004 SNOWBOUND) (PAINTED - SW 9163 TIN LIZZIE)
- METAL - WOOD LOOK (PAINTED - SW 7004 SNOWBOUND) (PAINTED - SW 9163 TIN LIZZIE)

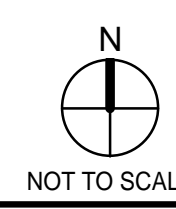
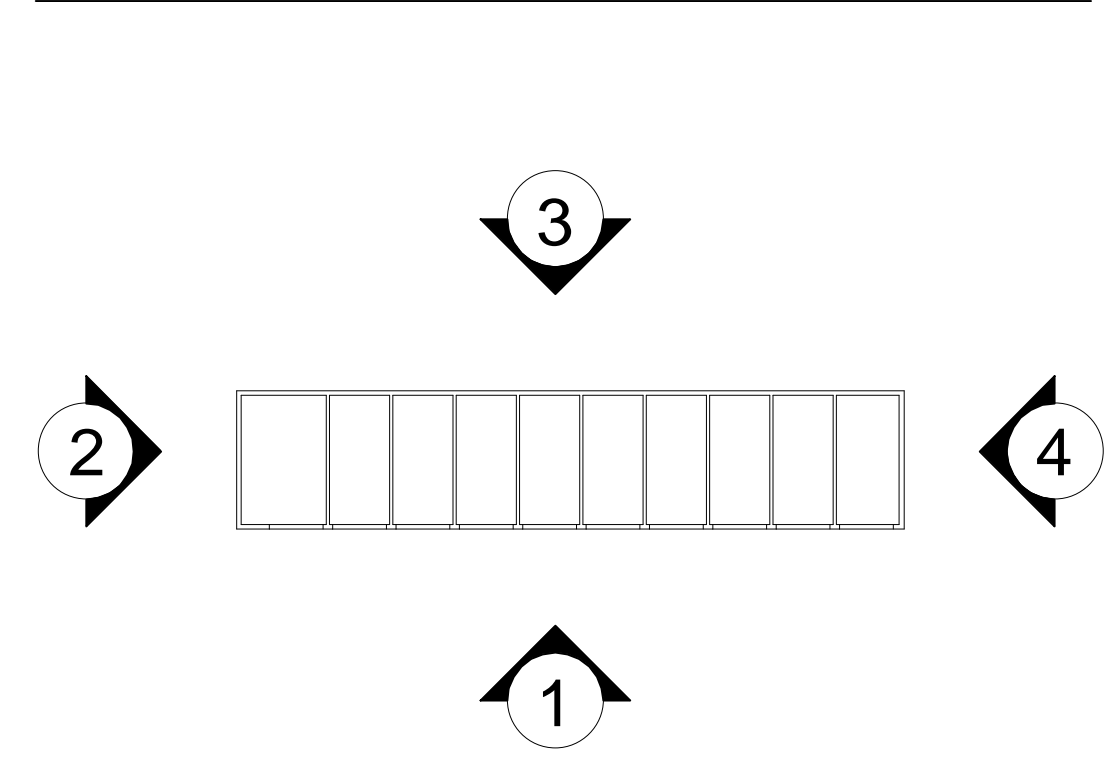
GLASS:

- VISION GLASS


KEYNOTES:

- 232 96" X 96" SECTIONAL ALUMINUM GARAGE DOOR, SINGLE CAR.
- 401 FINISH GRADE VARIES.
- 405 LINE OF ROOF BEYOND.
- 415 1/2" PLASTER JOINT.
- 417 STUCCO PARAPET CORNICE.

KEY PLAN



WARE MALCOMB
 ARCHITECTURE
 PLANNING
 INTERIORS
 CIVIL ENGINEERING
 BRANDING
 BUILDING MEASUREMENT
 2777 E. Camelback Rd. Suite #325
 Phoenix, AZ 85016
 P: 480.767.1001



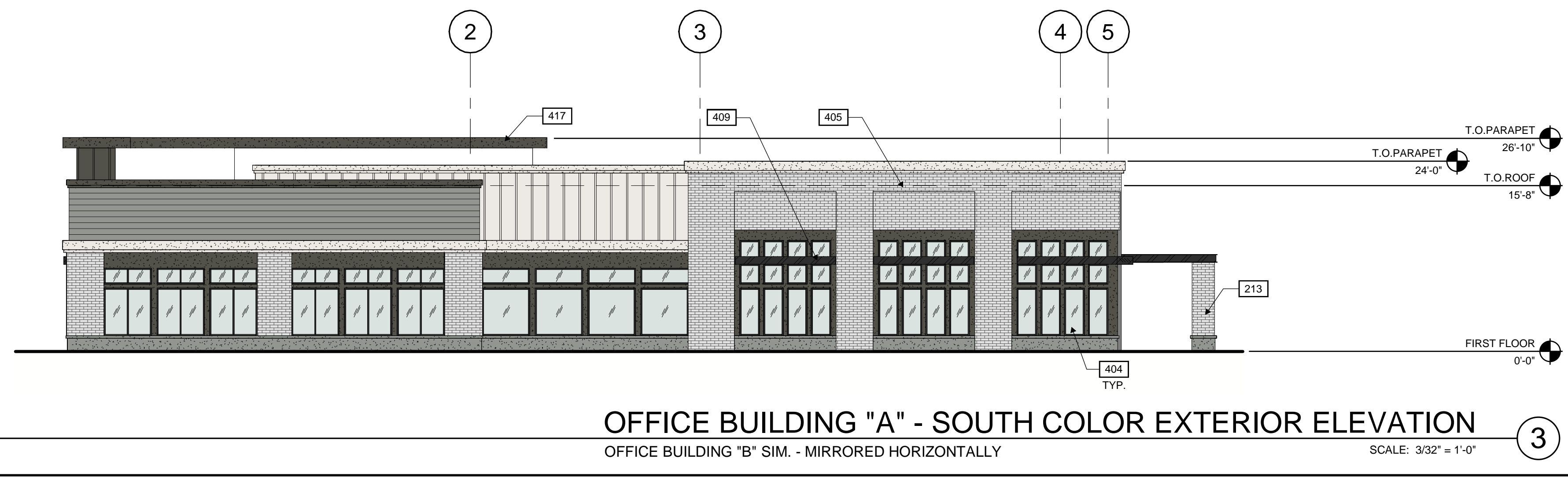
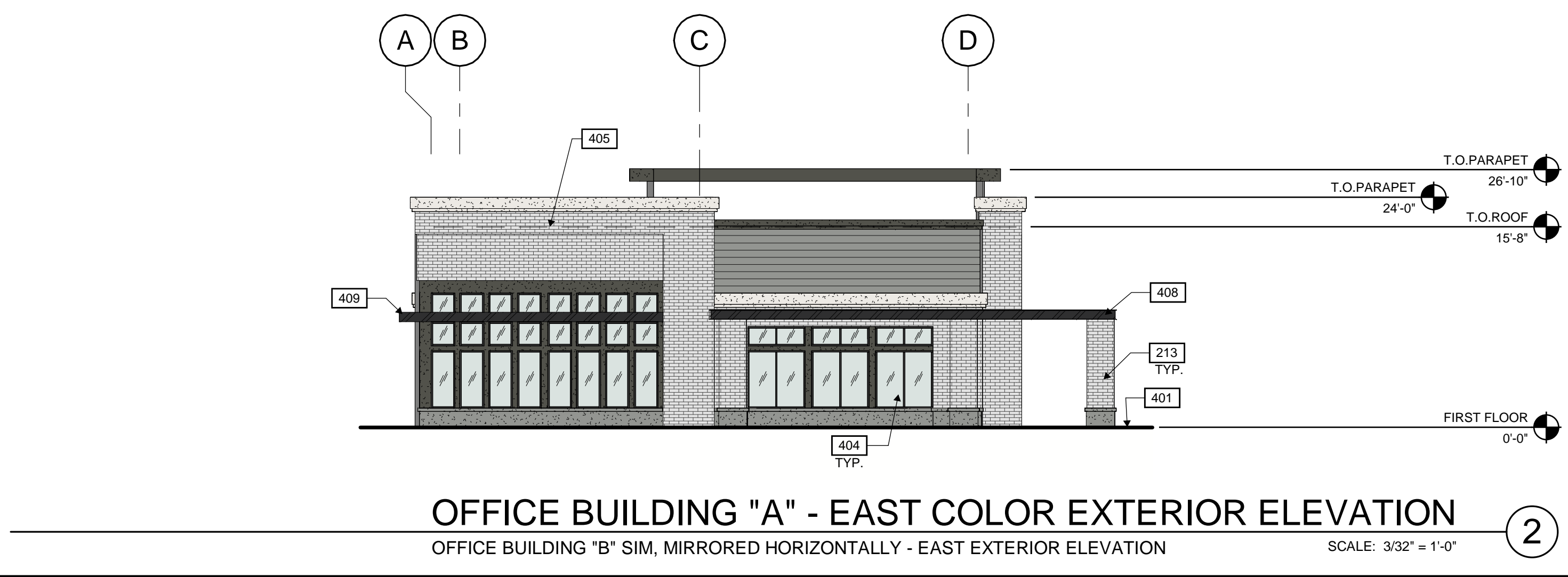
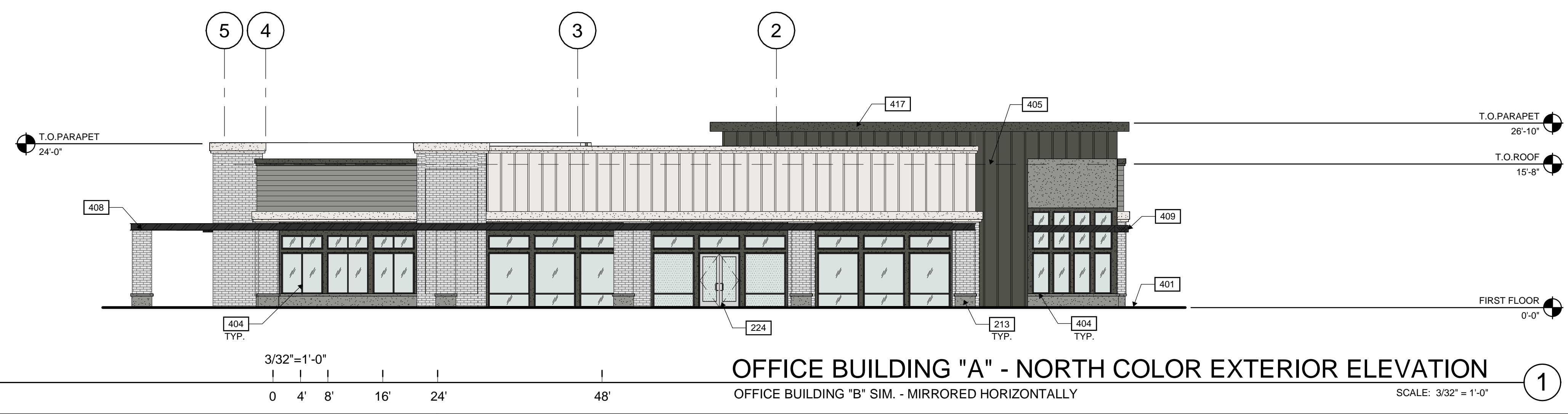
THE CRAFTSMAN ON ELLIOT
 8264 EAST ELLIOT ROAD,
 MESA, ARIZONA 85212

OFFICE BUILDING "A" - COLOR EXTERIOR ELEVATIONS

DATE	REMARKS
02/27/2023	PRE-APPLICATION SUBMITTAL
02/07/2023	SP / DRB SUBMITTAL #1
06/05/2023	SP / DRB SUBMITTAL #2
10/09/2023	SP / DRB SUBMITTAL #3
01/29/2024	SP / DRB SUBMITTAL #4
03/13/2024	SP / DRB SUBMITTAL #4 REV 1

PA/PM:	C. BRUCE
DRAWN BY:	H.A./E.M.
JOB NO.:	PHX22-0196-00

SHEET
DR321
 10/6/2023 8:45:35 PM



KEYNOTES:

- 213 WRAPPED WOOD COLUMN.
- 224 EXTERIOR (PAIR) ALUMINUM DOUBLE DOOR.
- 401 FINISH GRADE VARIES.
- 404 ALUMINUM STOREFRONT SYSTEM.
- 405 LINE OF ROOF BEYOND.
- 408 PAINTED METAL CANOPY.
- 409 LOUVERED PAINTED METAL CANOPY.
- 417 STUCCO PARAPET CORNICE.

EXTERIOR MATERIAL ANALYSIS

NORTH ELEVATION	
BRICK VENEER - WHITE WASHED (RUNNING BOND)	61%
FIBER CEMENT - SHIPLAP (PAINTED - SW 9163 TIN LIZZIE)	18%
STUCCO (PAINTED - SW 7069 IRON ORE)	10%
STUCCO (PAINTED - SW 9163 TIN LIZZIE)	11%

WEST ELEVATION	
BRICK VENEER - WHITE WASHED (RUNNING BOND)	36%
FIBER CEMENT - BOARD & BATTEN (PAINTED - SW 7004 SNOWBOUND)	26%
FIBER CEMENT - BOARD & BATTEN (PAINTED - SW 7069 IRON ORE)	17%
FIBER CEMENT - SHIPLAP (PAINTED - SW 9163 TIN LIZZIE)	7%
STUCCO (PAINTED - SW 7069 IRON ORE)	6%
STUCCO (PAINTED - SW 9163 TIN LIZZIE)	8%

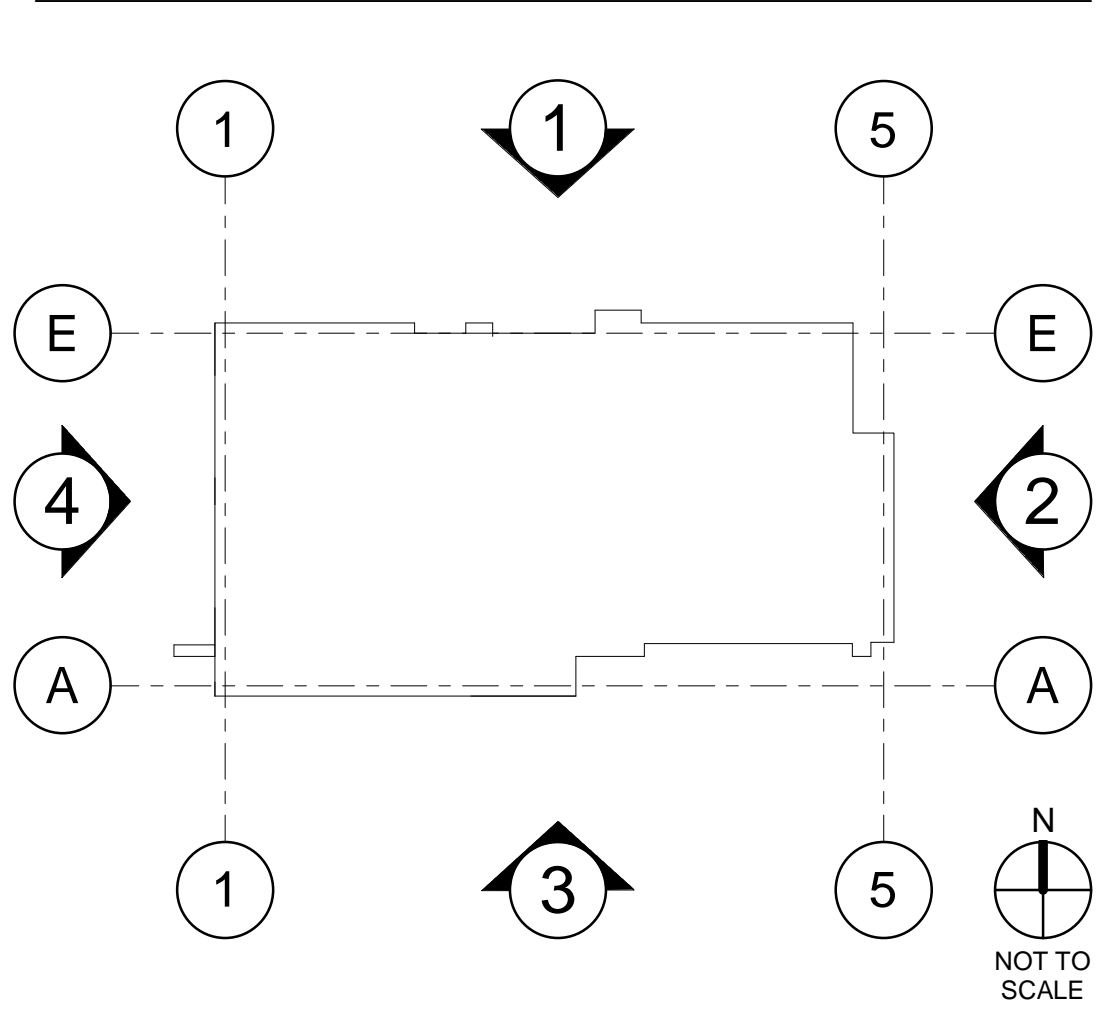
EAST ELEVATION	
BRICK VENEER - WHITE WASHED (RUNNING BOND)	38%
FIBER CEMENT - BOARD & BATTEN (PAINTED - SW 7004 SNOWBOUND)	14%
FIBER CEMENT - BOARD & BATTEN (PAINTED - SW 7069 IRON ORE)	1%
FIBER CEMENT - SHIPLAP (PAINTED - SW 9163 TIN LIZZIE)	16%
STUCCO (PAINTED - SW 7069 IRON ORE)	21%
STUCCO (PAINTED - SW 9163 TIN LIZZIE)	10%

SOUTH ELEVATION	
BRICK VENEER - WHITE WASHED (RUNNING BOND)	34%
FIBER CEMENT - BOARD & BATTEN (PAINTED - SW 7069 IRON ORE)	19%
FIBER CEMENT - SHIPLAP (PAINTED - SW 9163 TIN LIZZIE)	15%
STUCCO (PAINTED - SW 7069 IRON ORE)	10%
STUCCO (PAINTED - SW 9163 TIN LIZZIE)	22%


LEGEND

MATERIALS:	GLASS:
BRICK VENEER - WHITE WASH (RUNNING BOND)	VISION GLASS
FIBER CEMENT - BOARD & BATTEN (PAINTED - SW 7004 SNOWBOUND) (PAINTED - SW 7069 IRON ORE)	SPANDREL GLASS
FIBER CEMENT - SHIPLAP (PAINTED - SW 9163 TIN LIZZIE)	TEMPERED GLASS
STUCCO (PAINTED - SW 7004 SNOWBOUND) (PAINTED - SW 9163 TIN LIZZIE) (PAINTED - SW 7069 IRON ORE)	
STEEL (PAINTED - SW 6258 TRICORN BLACK)	

KEY PLAN



WARE MALCOMB
 CIVIL ENGINEERING
 ARCHITECTURE
 PLANNING
 INTERIORS
 2777 E. Camelback Rd. Suite #325
 Phoenix, AZ 85016
 P: 480.767.1001



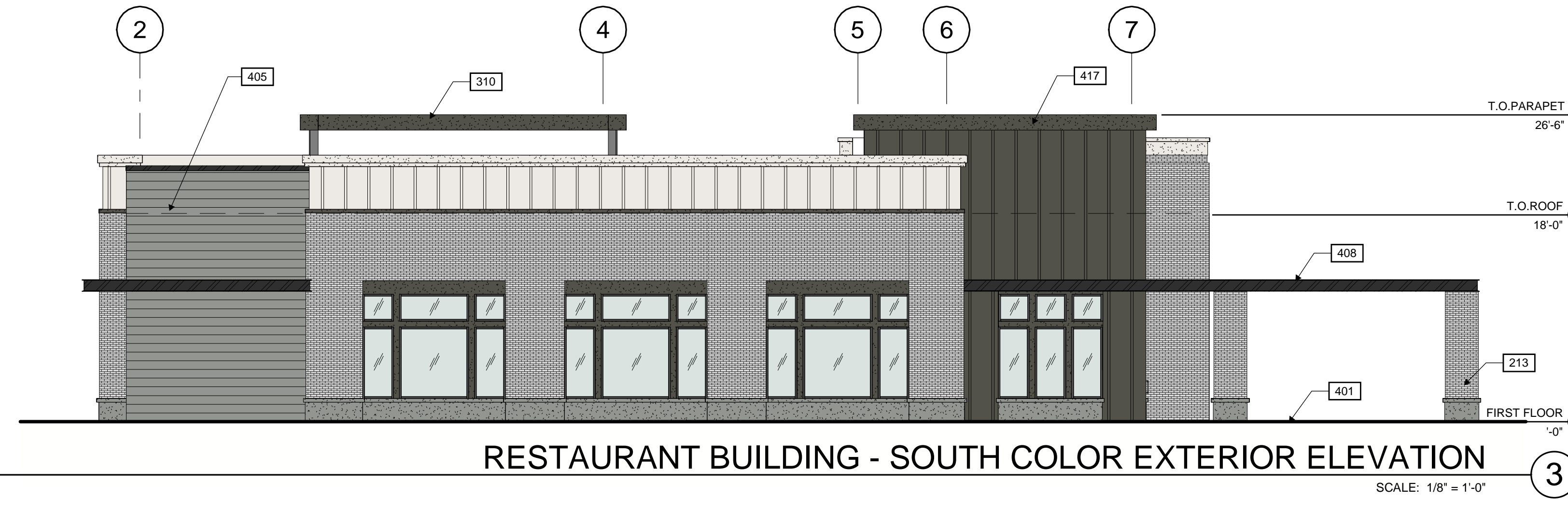
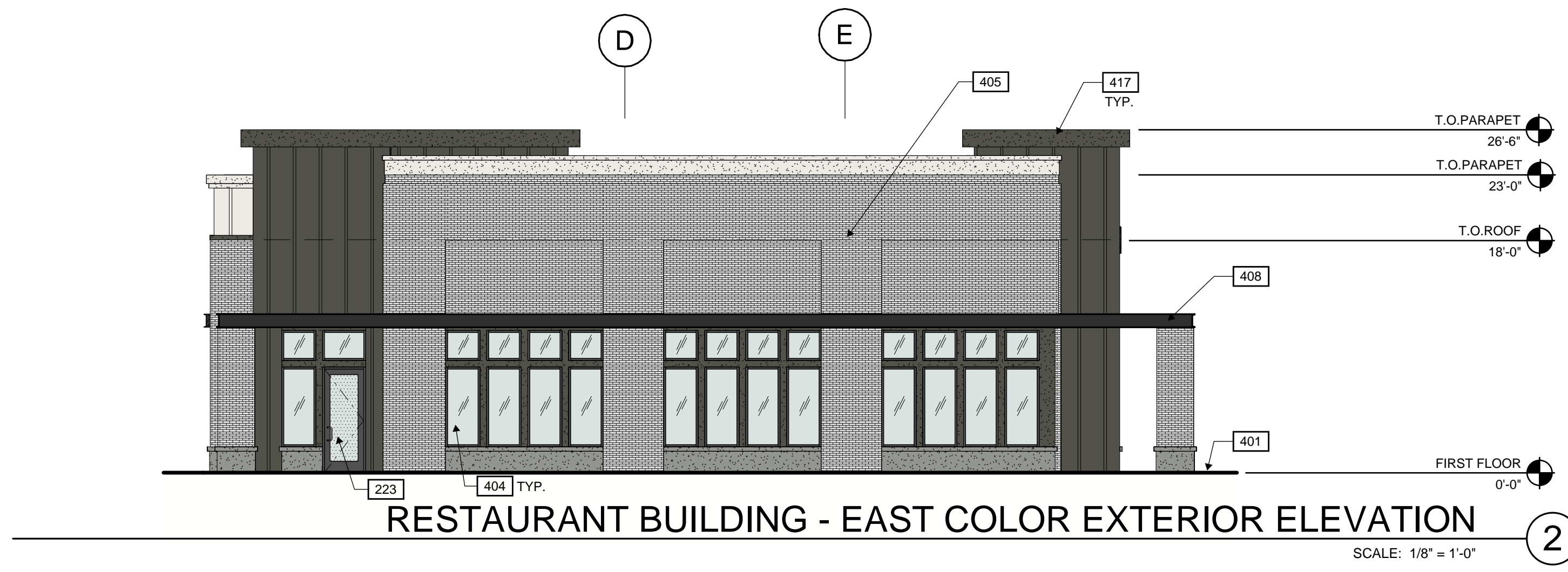
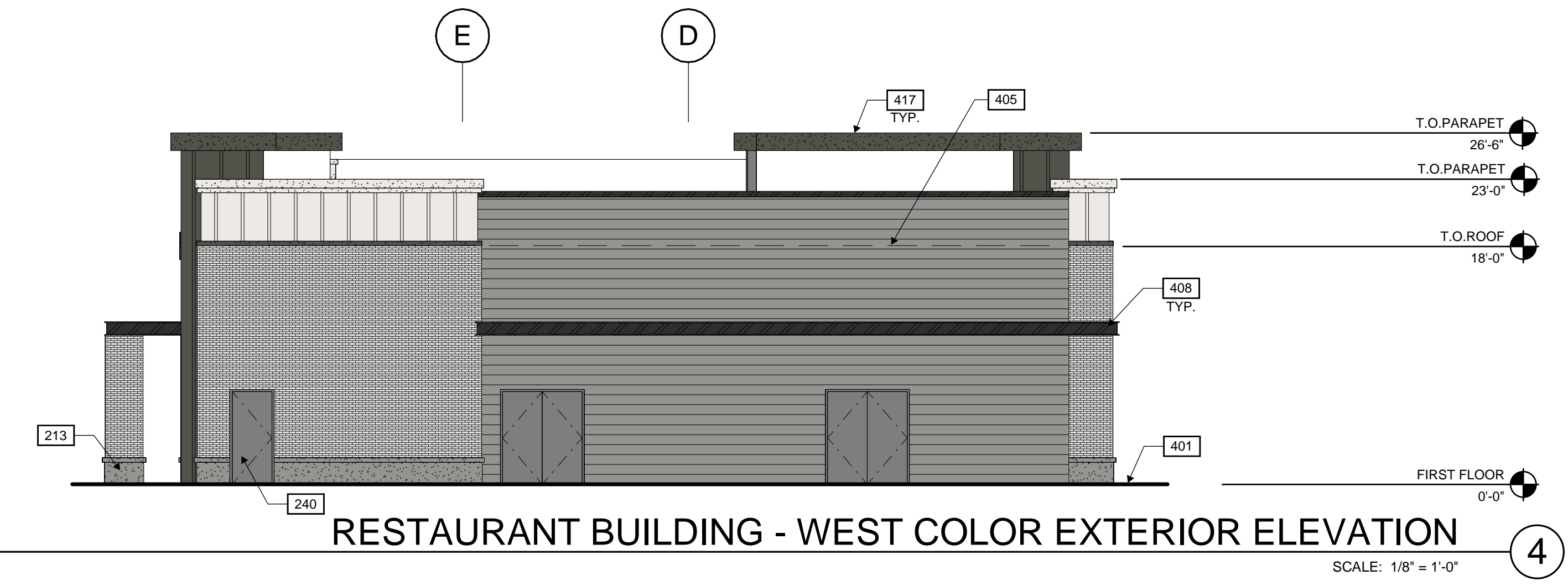
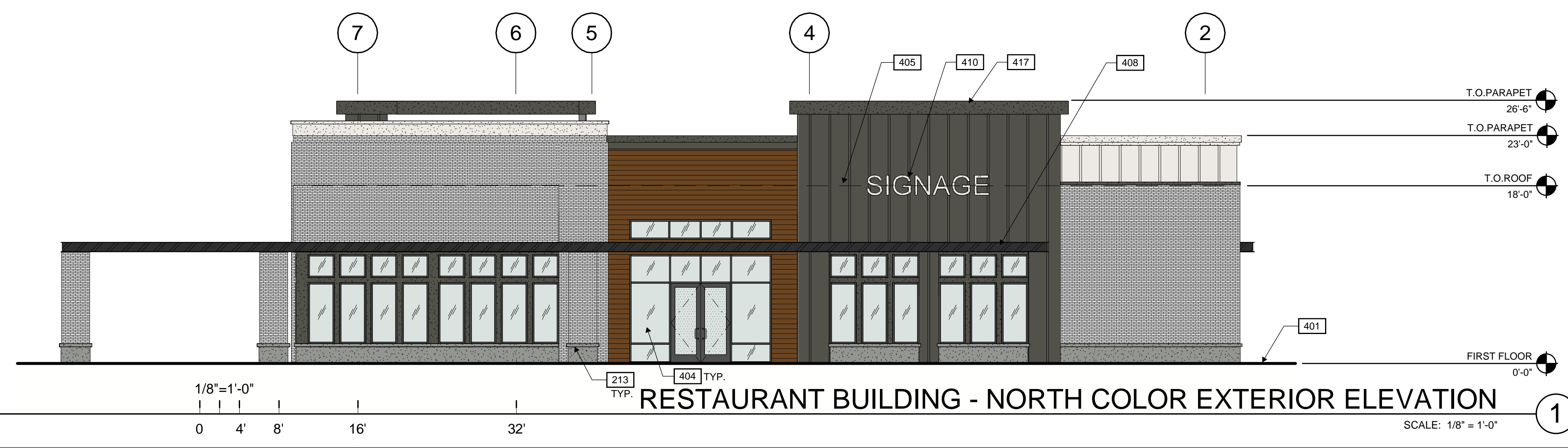
THE CRAFTSMAN ON ELLIOT
 8264 EAST ELLIOT ROAD,
 MESA, ARIZONA 85212

RESTAURANT BUILDING - COLOR EXTERIOR ELEVATIONS

DATE	REVISIONS
02/27/2023	PRE-APPLICATION SUBMITTAL
02/07/2023	SP / DRB SUBMITTAL #1
06/05/2023	SP / DRB SUBMITTAL #2
10/09/2023	SP / DRB SUBMITTAL #3
01/29/2024	SP / DRB SUBMITTAL #4
03/13/2024	SP / DRB SUBMITTAL #4 REV 1

PA/PM: C. BRUCE
 DRAWN BY: H.A.E.M.
 JOB NO.: PHX22-0196-00

SHEET
DR323
 10/6/2023 8:50:34 PM



KEYNOTES:

- 213 WRAPPED WOOD COLUMN.
- 223 EXTERIOR ALUMINUM FULL LITE DOOR.
- 240 EXTERIOR HOLLOW METAL DOOR.
- 310 16" STUCCO CORNICE.
- 401 FINISH GRADE VARIES.
- 404 ALUMINUM STOREFRONT SYSTEM.
- 405 LINE OF ROOF BEYOND.
- 408 PAINTED METAL CANOPY.
- 410 FUTURE TENANT SIGNAGE, UNDER SEPARATE PERMIT.
- 417 STUCCO PARAPET CORNICE.

EXTERIOR MATERIAL ANALYSIS

NORTH ELEVATION

BRICK VEENER - WHITE WASHED	9%
BRICK VEENER - WHITE WASHED (RUNNING BOND)	36%
FIBER CEMENT - BOARD & BATTEN (PAINTED - SW 7004 SNOWBOUND)	4%
FIBER CEMENT - BOARD & BATTEN (PAINTED - SW 7069 IRON ORE)	23%
FIBER CEMENT - WOOD LOOK	12%
STUCCO (PAINTED - SW 7069 IRON ORE)	5%
STUCCO (PAINTED - SW 9163 TIN LIZZIE)	8%
STUCCO - SNOWBOUND (PAINTED)	2%

EAST ELEVATION

BRICK VEENER - WHITE WASHED	9%
FIBER CEMENT - BOARD & BATTEN (PAINTED - SW 7069 IRON ORE)	26%
FIBER CEMENT - BOARD & BATTEN (PAINTED - SW 7004 SNOWBOUND)	1%
BRICK VEENER - WHITE WASHED (RUNNING BOND)	20%
BRICK VEENER - WHITE WASHED (RUNNING BOND)	28%
STUCCO (PAINTED - SW 7069 IRON ORE)	5%
STUCCO (PAINTED - SW 9163 TIN LIZZIE)	5%
STUCCO (PAINTED - SW 9163 TIN LIZZIE)	2%
STUCCO - SNOWBOUND (PAINTED)	4%

WEST ELEVATION

BRICK VEENER - WHITE WASHED	8%
BRICK VEENER - WHITE WASHED (RUNNING BOND)	24%
FIBER CEMENT - BOARD & BATTEN (PAINTED - SW 7004 SNOWBOUND)	6%
FIBER CEMENT - BOARD & BATTEN (PAINTED - SW 7069 IRON ORE)	5%
FIBER CEMENT - SHIPLAP (PAINTED - SW 9163 TIN LIZZIE)	52%
STUCCO (PAINTED - SW 9163 TIN LIZZIE)	4%
STUCCO - SNOWBOUND (PAINTED)	1%

SOUTH ELEVATION

BRICK VEENER - WHITE WASHED	6%
BRICK VEENER - WHITE WASHED (RUNNING BOND)	34%
FIBER CEMENT - BOARD & BATTEN (PAINTED - SW 7004 SNOWBOUND)	12%
FIBER CEMENT - BOARD & BATTEN (PAINTED - SW 7069 IRON ORE)	17%
FIBER CEMENT - SHIPLAP (PAINTED - SW 9163 TIN LIZZIE)	18%
STUCCO (PAINTED - SW 7069 IRON ORE)	6%
STUCCO (PAINTED - SW 9163 TIN LIZZIE)	8%
STUCCO - SNOWBOUND (PAINTED)	0%

LEGEND

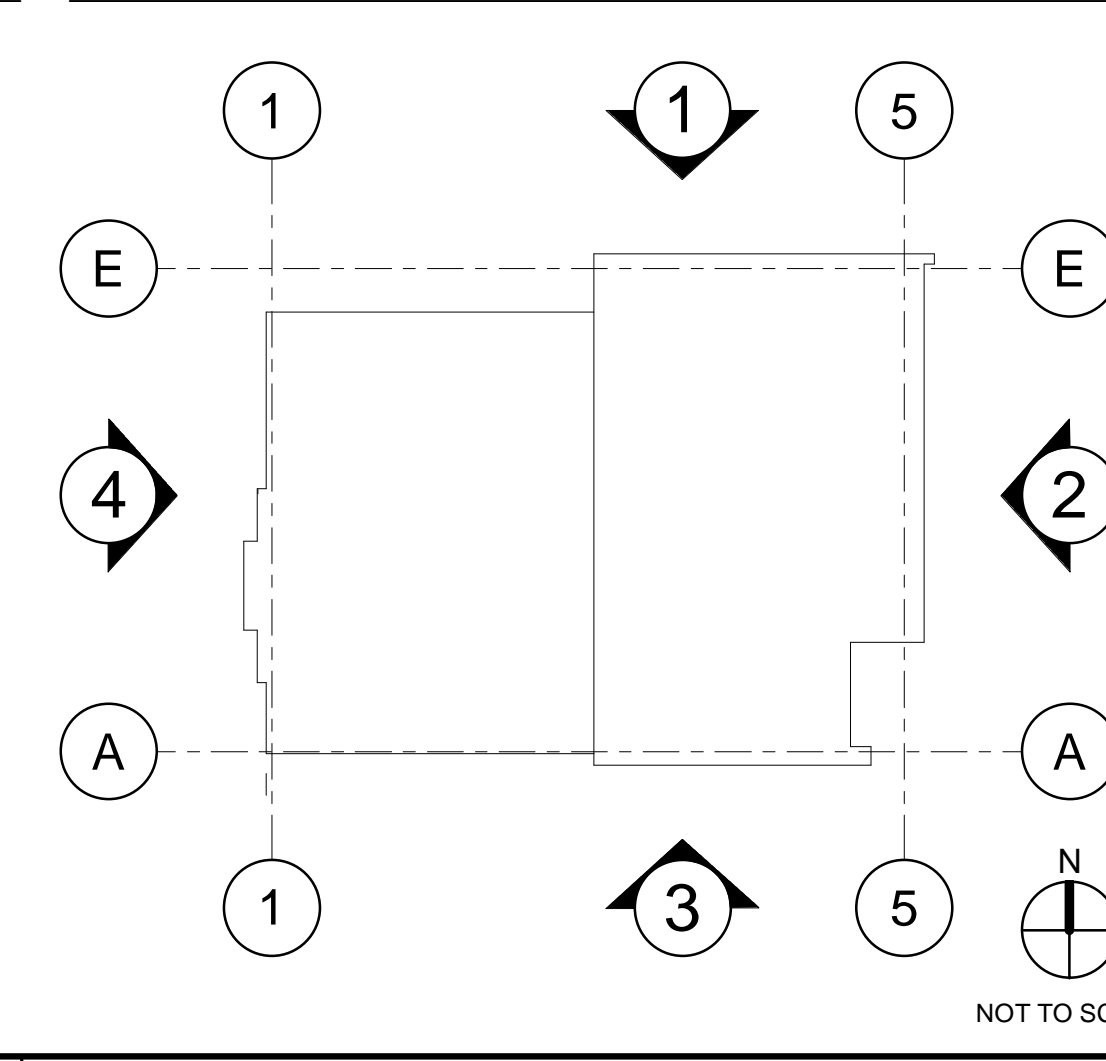
MATERIALS:

- BRICK VEENER - WHITE WASH (RUNNING BOND)
- FIBER CEMENT - BOARD & BATTEN (PAINTED - SW 7069 IRON ORE)
- FIBER CEMENT - PLANK (WOOD LOOK)
- FIBER CEMENT - SHIPLAP (PAINTED - SW 9163 TIN LIZZIE)
- STUCCO (PAINTED - SW 7004 SNOWBOUND) (PAINTED - SW 9163 TIN LIZZIE) (PAINTED - SW 7069 IRON ORE)
- STEEL (PAINTED - SW 6258 TRICORN BLACK)


GLASS:

- VISION GLASS
- TEMPERED GLASS
- SPANDRAL GLASS

KEY PLAN



WARE MALCOMB
 CIVIL ENGINEERING
 ARCHITECTURE
 PLANNING
 INTERIORS
 2777 E. Camelback Rd. Suite #325
 Phoenix, AZ 85016
 P: 480.767.1001



THE CRAFTSMAN ON ELLIOT
 8264 EAST ELLIOT ROAD,
 MESA, ARIZONA 85212

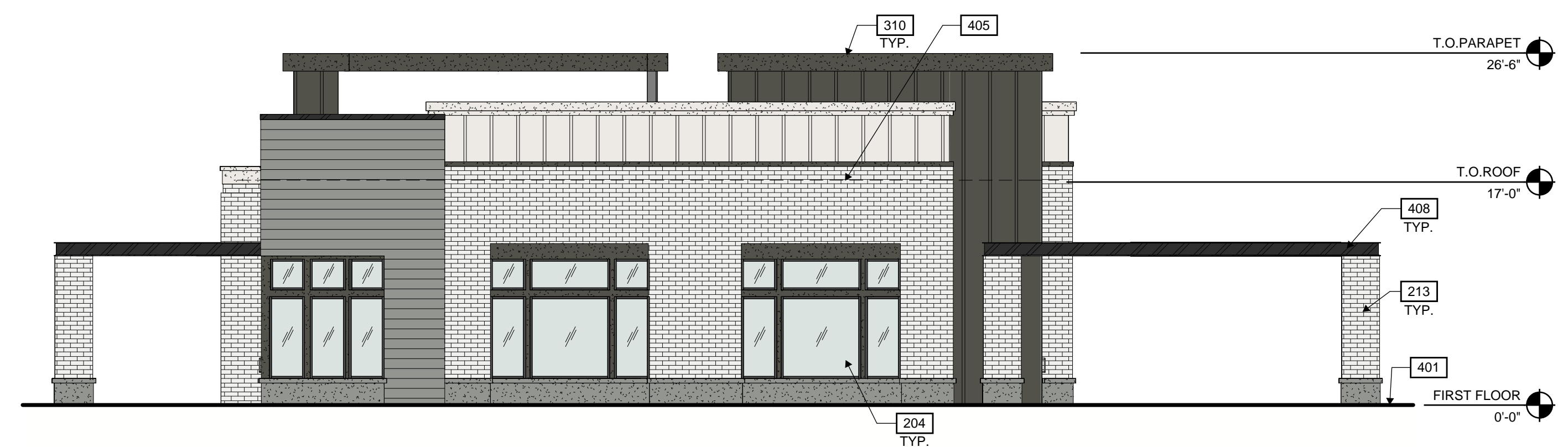
DATE	REVISIONS
02/27/2023	PRE-APPLICATION SUBMITTAL
02/07/2023	SP / DRB SUBMITTAL #1
06/05/2023	SP / DRB SUBMITTAL #2
10/09/2023	SP / DRB SUBMITTAL #3
01/29/2024	SP / DRB SUBMITTAL #4
03/13/2024	SP / DRB SUBMITTAL #4 REV 1

PA/PM: C. BRUCE
 DRAWN BY: H.A./E.M.
 JOB NO.: PHX22-0196-00

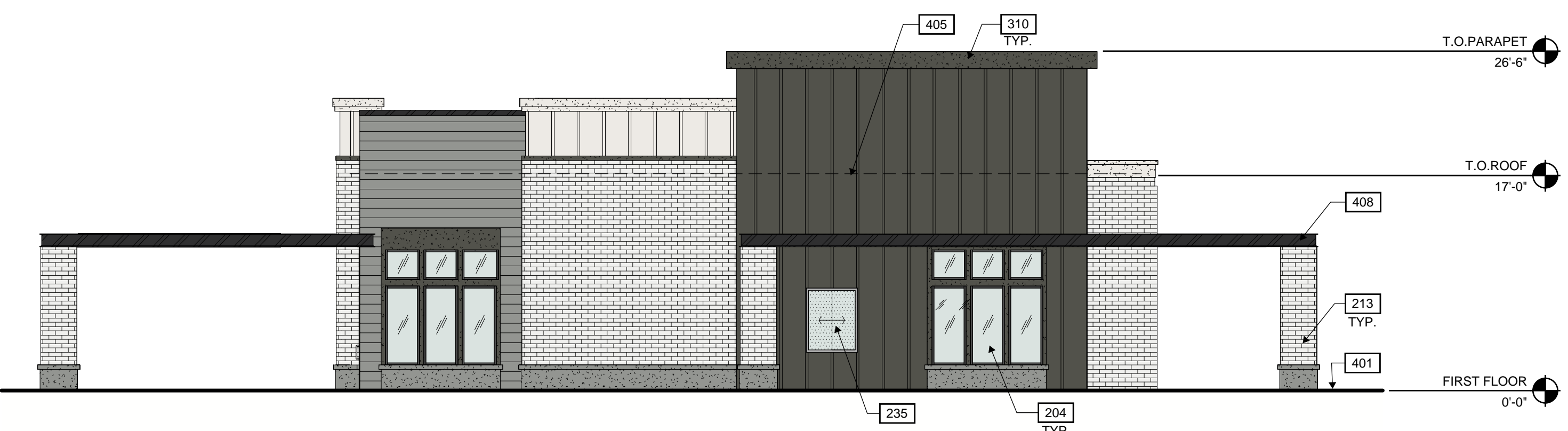
SHEET
DR325
 10/6/2023 8:45:16 PM



RETAIL BUILDING - NORTH COLOR EXTERIOR ELEVATION ①
 SCALE: 1/8" = 1'-0"



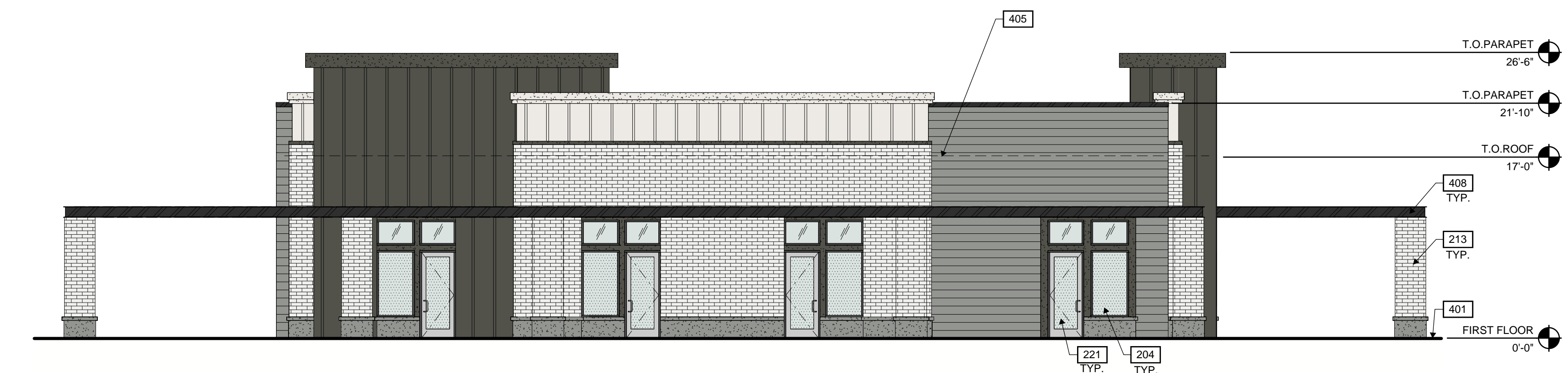
RETAIL BUILDING - WEST COLOR EXTERIOR ELEVATION ④
 SCALE: 1/8" = 1'-0"



RETAIL BUILDING - EAST COLOR EXTERIOR ELEVATION ②
 SCALE: 1/8" = 1'-0"

KEYNOTES:

- 204 ALUMINUM STOREFRONT SYSTEM.
- 213 WRAPPED WOOD COLUMN.
- 221 EXTERIOR STOREFRONT DOOR WITH SIDELIGHT.
- 224 EXTERIOR STOREFRONT DOOR WITH SIDELIGHT.
- 235 48" X 56" VINYL SLIDING OPERABLE WINDOW.
- 310 16" STUCCO CORNICE.
- 401 FINISH GRADE VARIES.
- 405 LINE OF ROOF BEYOND.
- 408 PAINTED METAL CANOPY.



RETAIL BUILDING - SOUTH COLOR EXTERIOR ELEVATION ③
 SCALE: 1/8" = 1'-0"

OPENINGS

- SHOP A NORTH ELEVATION**
 OPENINGS BETWEEN 2' - 6" AND 7' - 0" = 68.01%
- SHOP A SOUTH ELEVATION**
 OPENINGS BETWEEN 2' - 6" AND 7' - 0" = 45.34%
- SHOP A WEST ELEVATION**
 OPENINGS BETWEEN 2' - 6" AND 7' - 0" = 39.78%

EXTERIOR MATERIAL ANALYSIS

NORTH ELEVATION	
BRICK VENEER - WHITE WASHED (RUNNING BOND)	46%
FIBER CEMENT - BOARD & BATTEN (PAINTED - SW 7069 IRON ORE)	23%
FIBER CEMENT - SHIPLAP (PAINTED - SW 9163 TIN LIZZIE)	15%
STUCCO (PAINTED - SW 7004 SNOWBOUND)	5%
STUCCO (PAINTED - SW 7069 IRON ORE)	4%
STUCCO (PAINTED - SW 9163 TIN LIZZIE)	7%

EAST ELEVATION	
BRICK VENEER - WHITE WASHED (RUNNING BOND)	37.7%
FIBER CEMENT - BOARD & BATTEN (PAINTED - SW 7004 SNOWBOUND)	4.1%
FIBER CEMENT - BOARD & BATTEN (PAINTED - SW 7069 IRON ORE)	34.2%
FIBER CEMENT - SHIPLAP (PAINTED - SW 9163 TIN LIZZIE)	13.0%
STUCCO (PAINTED - SW 7004 SNOWBOUND)	0.4%
STUCCO (PAINTED - SW 7069 IRON ORE)	2.9%
STUCCO (PAINTED - SW 9163 TIN LIZZIE)	7.8%

WEST ELEVATION	
BRICK VENEER - WHITE WASHED (RUNNING BOND)	42.5%
FIBER CEMENT - BOARD & BATTEN (PAINTED - SW 7004 SNOWBOUND)	9.6%
FIBER CEMENT - BOARD & BATTEN (PAINTED - SW 7069 IRON ORE)	20.9%
FIBER CEMENT - SHIPLAP (PAINTED - SW 9163 TIN LIZZIE)	12.3%
STUCCO (PAINTED - SW 7004 SNOWBOUND)	0.2%
STUCCO (PAINTED - SW 7069 IRON ORE)	5.1%
STUCCO (PAINTED - SW 9163 TIN LIZZIE)	9.4%

SOUTH ELEVATION	
BRICK VENEER - WHITE WASHED (RUNNING BOND)	34%
FIBER CEMENT - BOARD & BATTEN (PAINTED - SW 7004 SNOWBOUND)	8%
FIBER CEMENT - BOARD & BATTEN (PAINTED - SW 7069 IRON ORE)	29%
FIBER CEMENT - SHIPLAP (PAINTED - SW 9163 TIN LIZZIE)	20%
STUCCO (PAINTED - SW 7069 IRON ORE)	4%
STUCCO (PAINTED - SW 9163 TIN LIZZIE)	6%

LEGEND

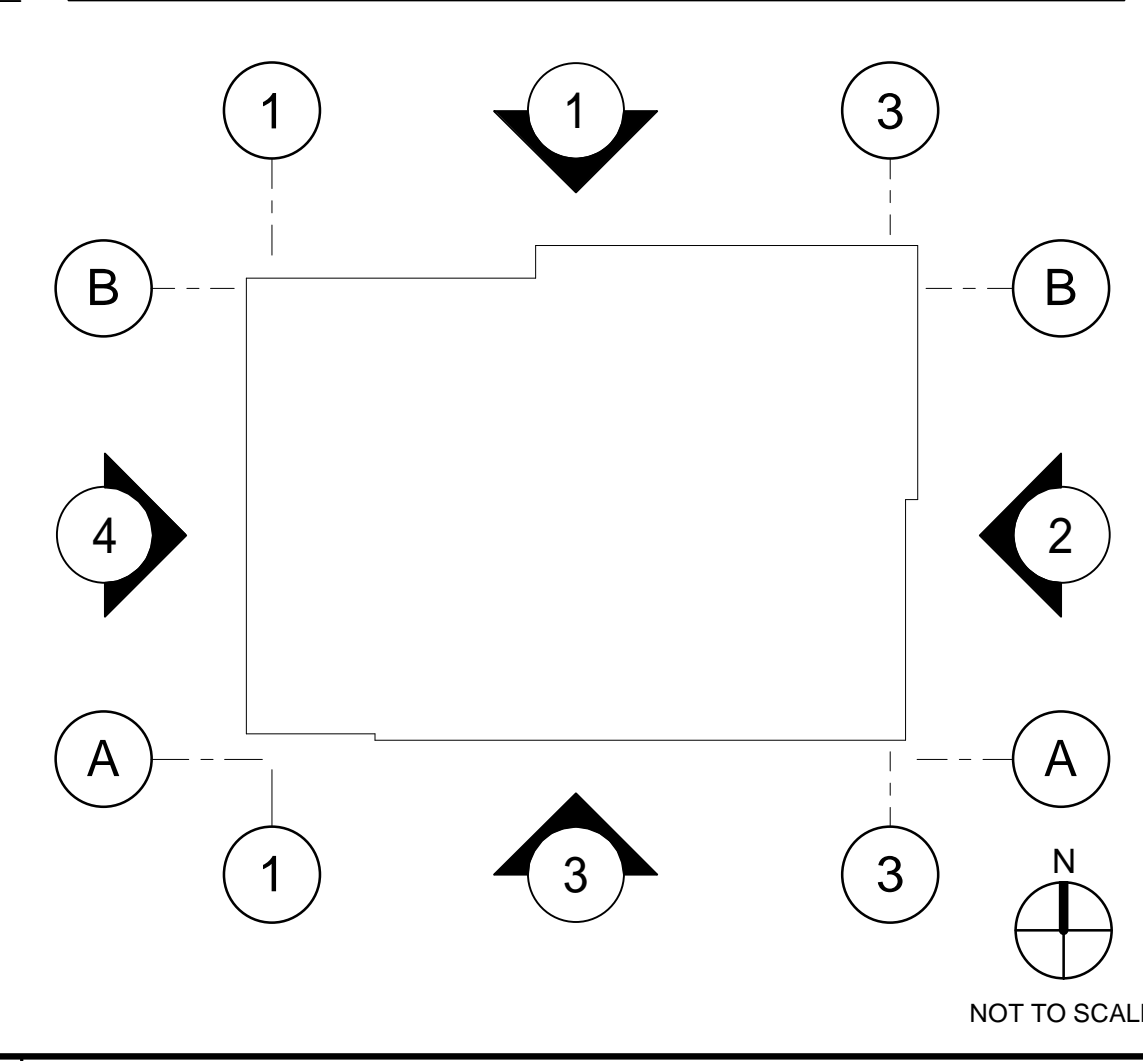
MATERIALS:

- BRICK VENEER - WHITE WASH (RUNNING BOND)
- FIBER CEMENT - BOARD & BATTEN (PAINTED - SW 7069 IRON ORE)
- FIBER CEMENT - SHIPLAP (PAINTED - SW 9163 TIN LIZZIE)
- STUCCO (PAINTED - SW 7004 SNOWBOUND) (PAINTED - SW 9163 TIN LIZZIE) (PAINTED - SW 7069 IRON ORE)
- STEEL (PAINTED - SW 6258 TRICORN BLACK)

GLASS:

- VISION GLASS
- TEMPERED GLASS

KEY PLAN

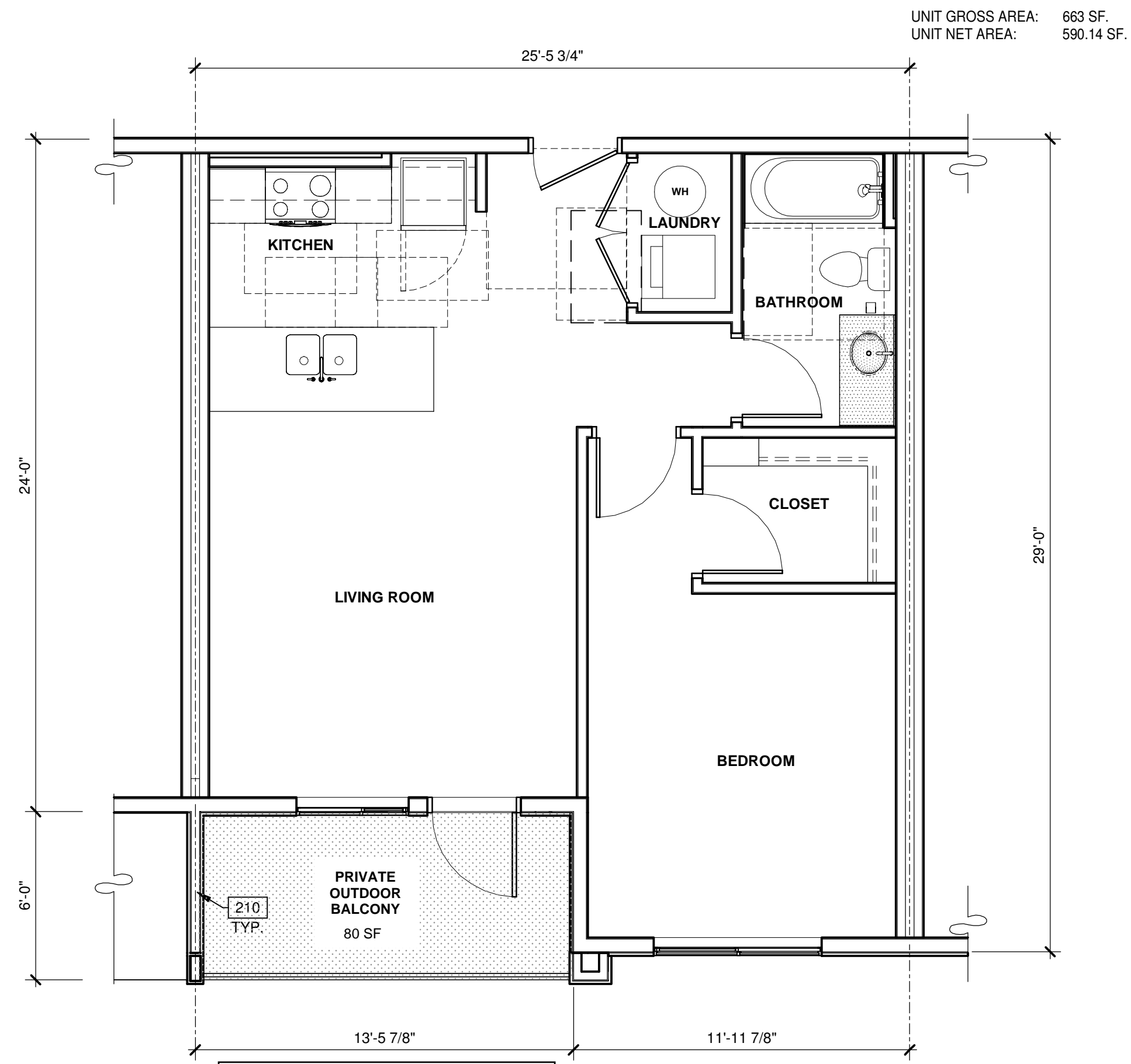


GENERAL NOTES

1. ALL UNITS ARE DIMENSIONED TO THE CENTERLINE OF THE DOUBLE WALL, OR THE EXTERIOR SIDE OF FRAMING, IF THESE ARE NOT ADJACENT TO ANOTHER UNIT.

KEYNOTES:

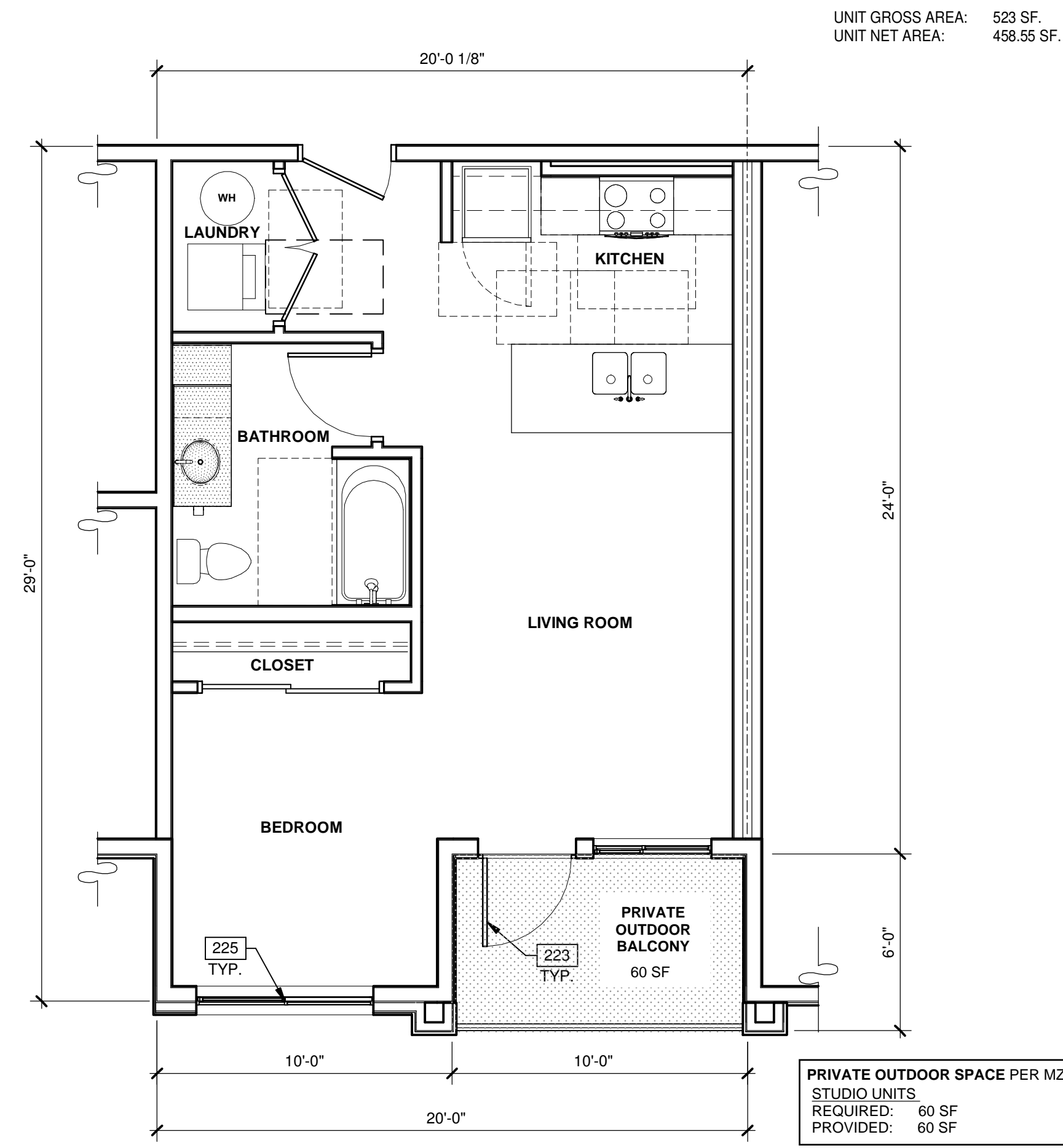
- 210 EXTERIOR UNIT SEPARATION PRIVACY WALL.
- 223 EXTERIOR ALUMINUM FULL LITE DOOR.
- 225 VINYL SLIDING OPERABLE WINDOW.



PRIVATE OUTDOOR SPACE PER MZO 11-6-3(B)
1BD UNITS
REQUIRED: 60 SF
PROVIDED: 80 SF

UNIT PLAN - A2
SCALE: 1/4" = 1'-0"

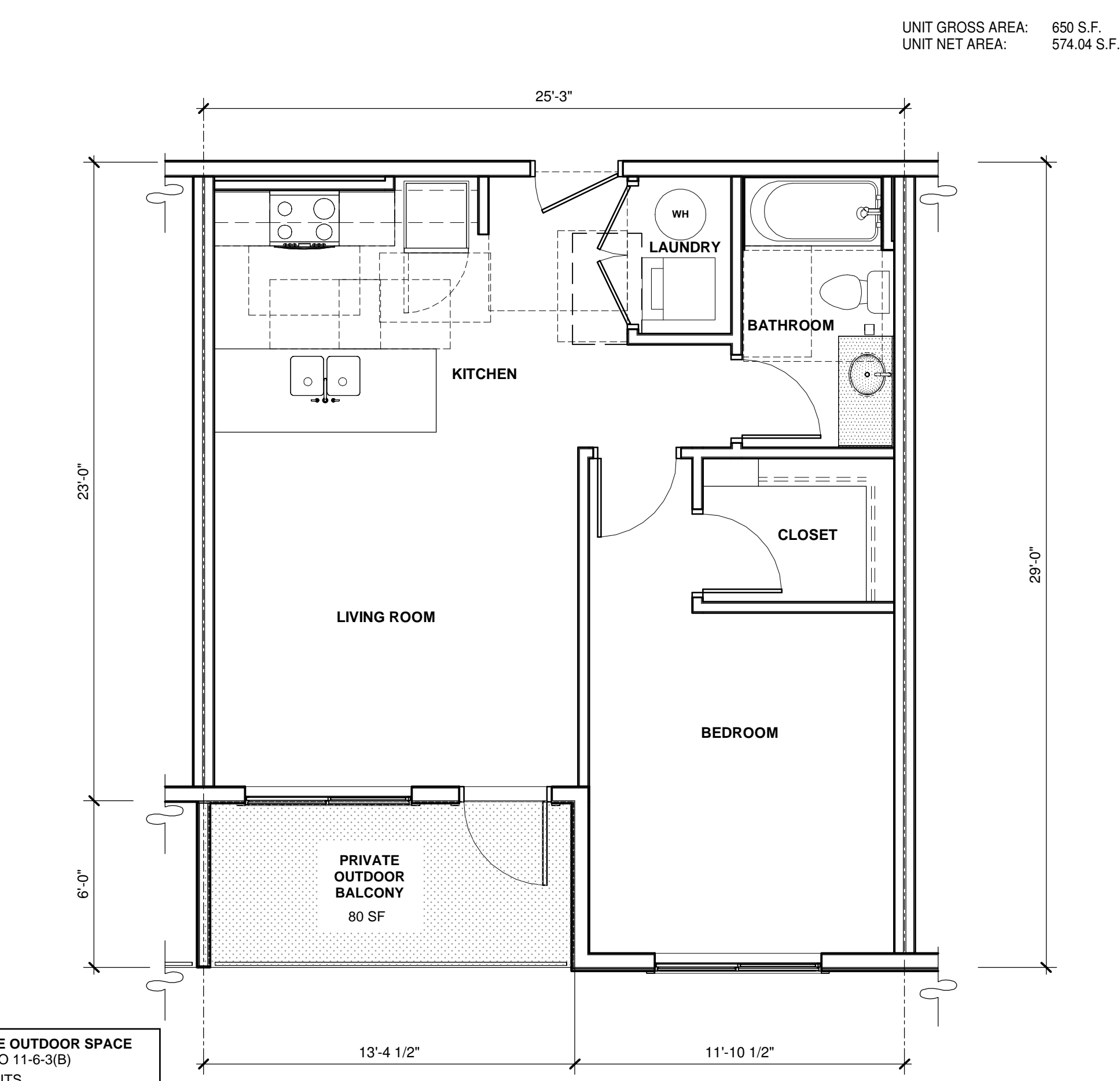
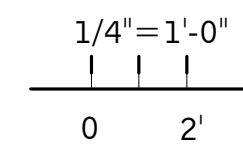
3



PRIVATE OUTDOOR SPACE PER MZO 11-6-3(B)
STUDIO UNITS
REQUIRED: 60 SF
PROVIDED: 60 SF

UNIT PLAN - S1
SCALE: 1/4" = 1'-0"

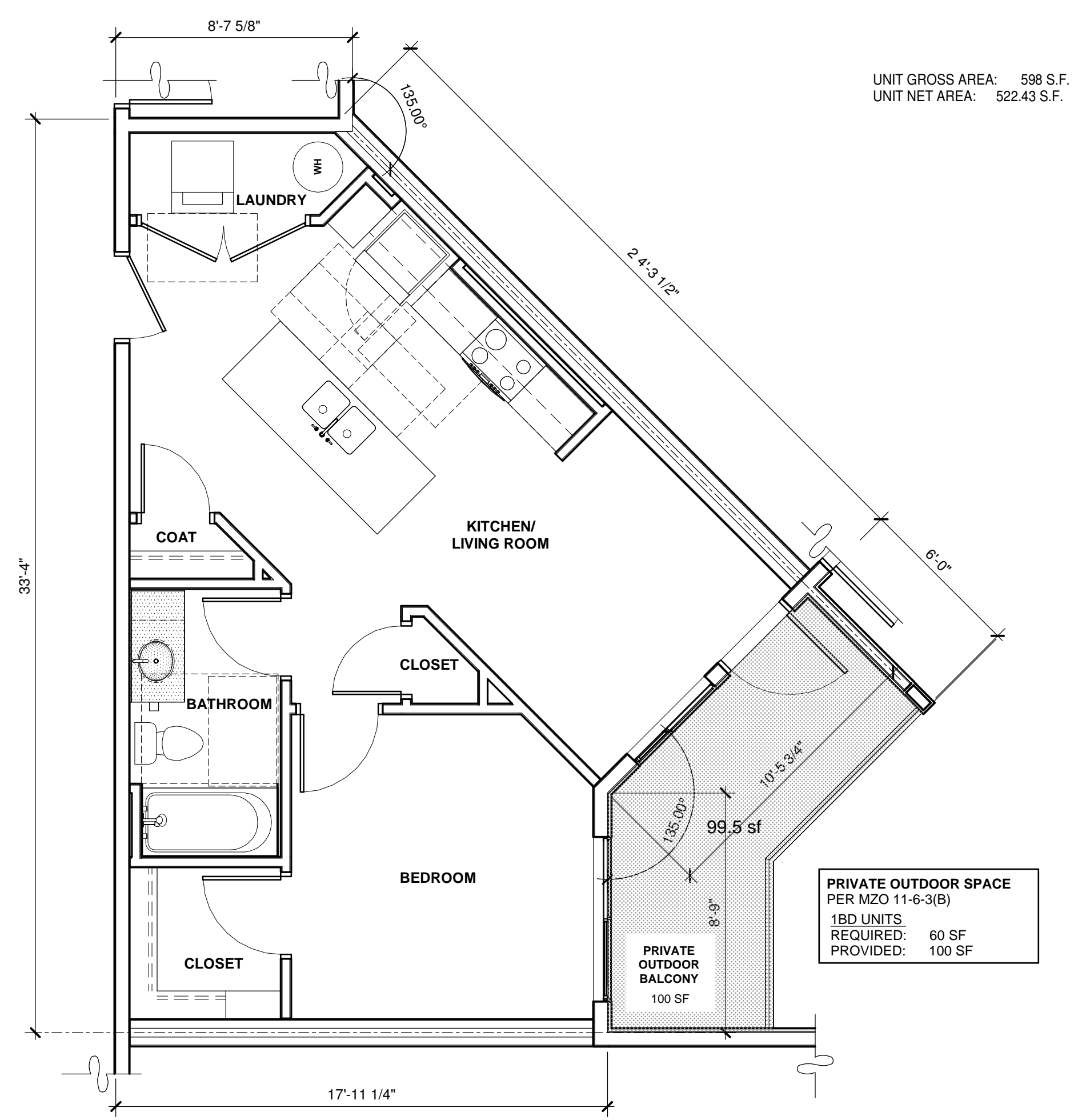
1



PRIVATE OUTDOOR SPACE PER MZO 11-6-3(B)
1BD UNITS
REQUIRED: 60 SF
PROVIDED: 80 SF

UNIT PLAN - A2 ALT
SCALE: 1/4" = 1'-0"

4

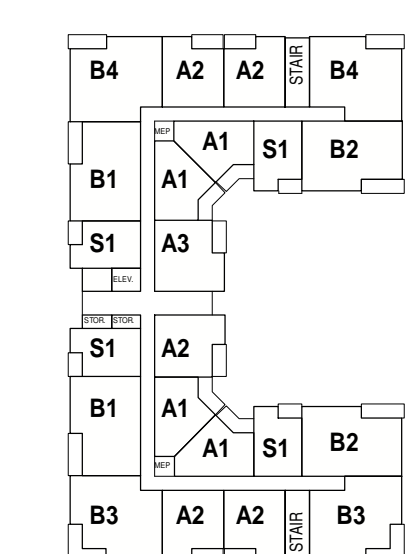


PRIVATE OUTDOOR SPACE PER MZO 11-6-3(B)
1BD UNITS
REQUIRED: 60 SF
PROVIDED: 100 SF

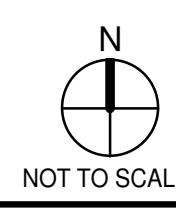
UNIT PLAN - A1
SCALE: 1/4" = 1'-0"

2


KEY PLAN



TYPICAL LEVEL



WARE MALCOMB
ARCHITECTURE
PLANNING
INTERIORS
CIVIL ENGINEERING
BRANDING
BUILDING MEASUREMENT
2777 E. Camelback Rd. Suite #325
Phoenix, AZ 85016
P: 480.767.1001



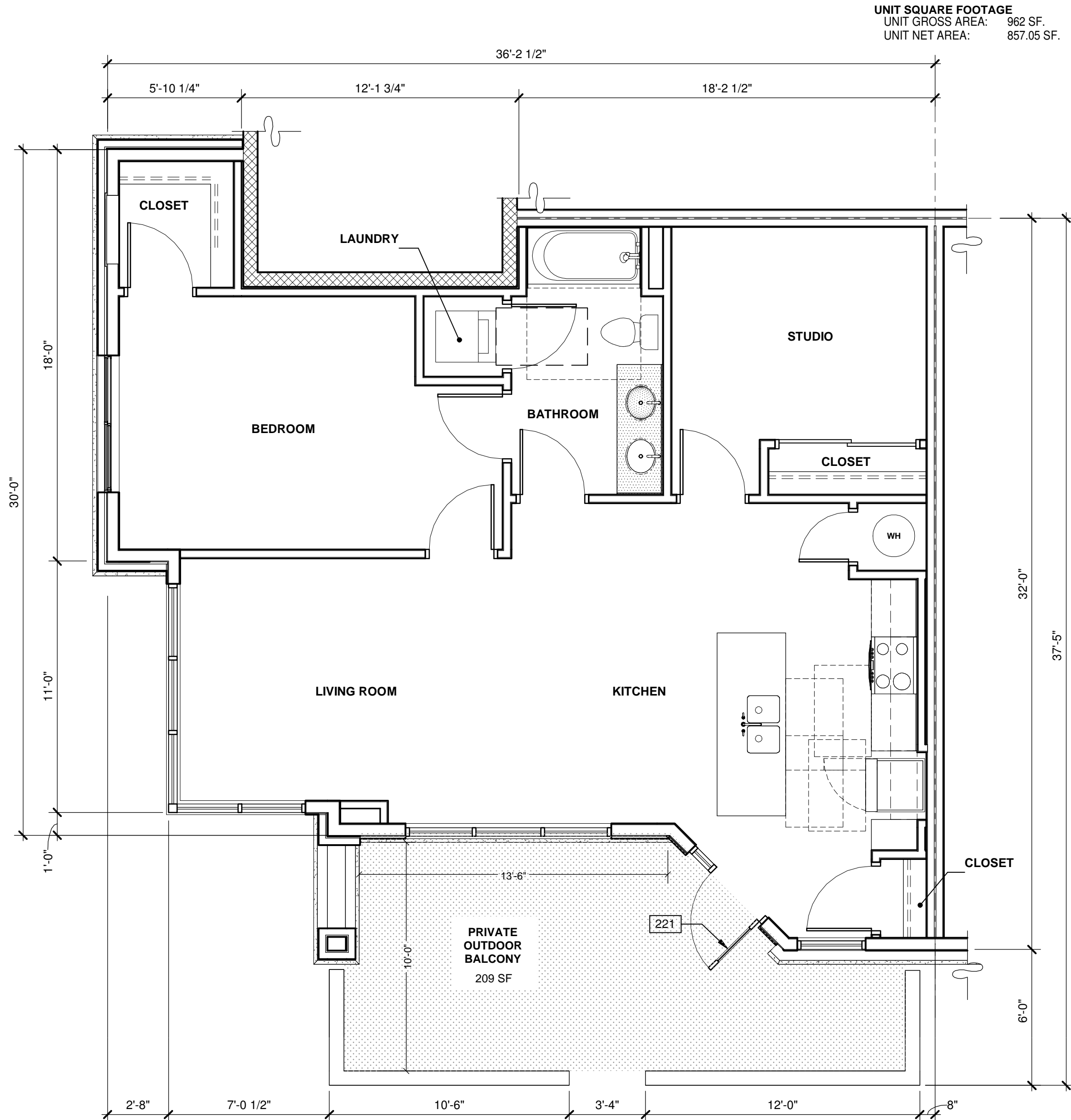
THE CRAFTSMAN ON ELLIOT
8264 EAST ELLIOT ROAD,
MESA, ARIZONA 85212

MULTIFAMILY - UNITS PLANS - ENLARGED FLOOR PLANS

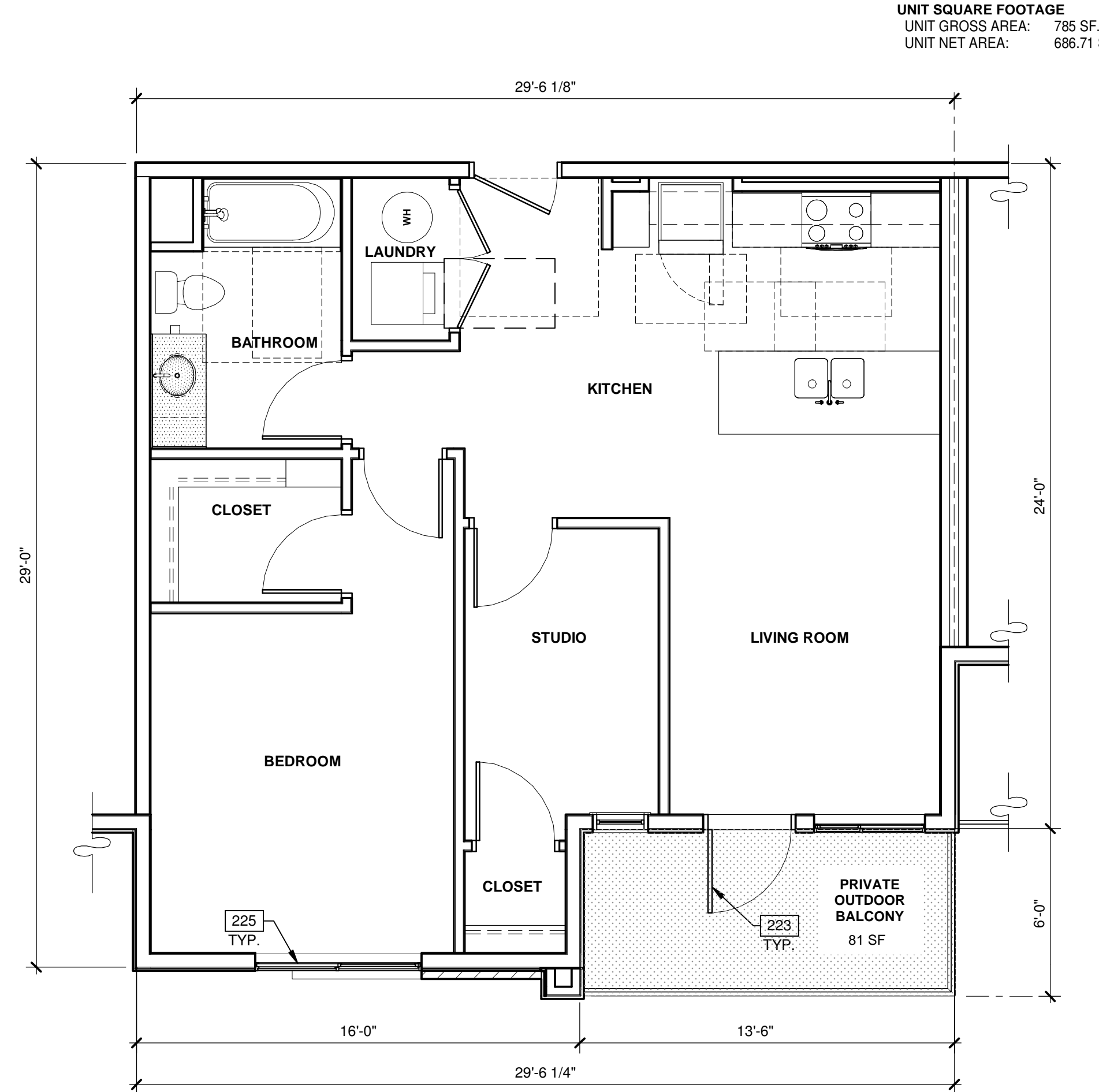
DATE	REMARKS
02/27/2023	PRE-APPLICATION SUBMITTAL
02/07/2023	SP / DRB SUBMITTAL #1
06/05/2023	SP / DRB SUBMITTAL #2
10/09/2023	SP / DRB SUBMITTAL #3
01/29/2024	SP / DRB SUBMITTAL #4
03/13/2024	SP / DRB SUBMITTAL #4 REV 1

PA/PM: C. BRUCE
DRAWN BY: H.A./E.M.
JOB NO.: PHX22-0196-00

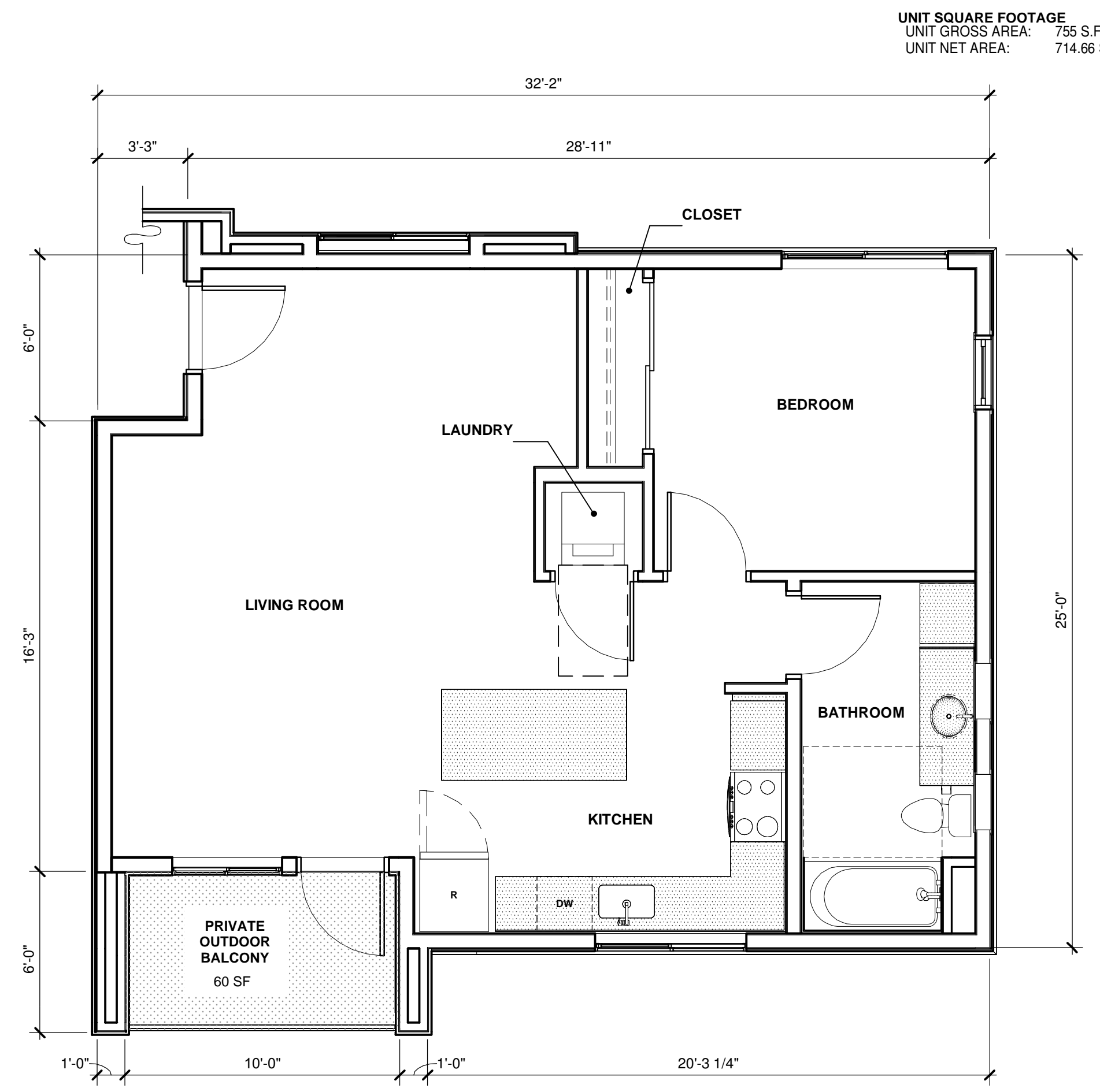
SHEET
DR500



UNIT PLAN - A5
 SCALE: 1/4" = 1'-0" (3)



UNIT PLAN - A3
 SCALE: 1/4" = 1'-0" (1)



UNIT PLAN - A4
 SCALE: 1/4" = 1'-0" (2)

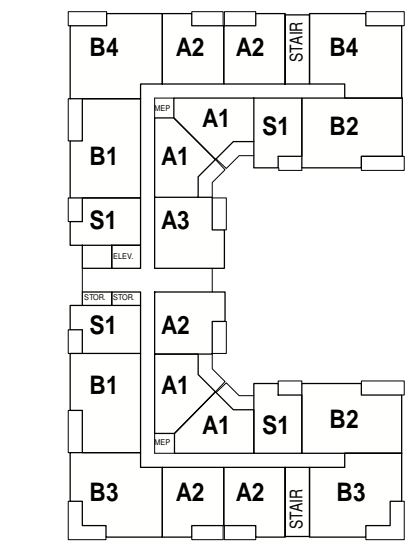
GENERAL NOTES

1. ALL UNITS ARE DIMENSIONED TO THE CENTERLINE OF THE DOUBLE WALL, OR THE EXTERIOR SIDE OF FRAMING, IF THESE ARE NOT ADJACENT TO ANOTHER UNIT.


KEYNOTES:

- 221 EXTERIOR STOREFRONT DOOR WITH SIDELIGHT.
- 223 EXTERIOR ALUMINUM FULL LITE DOOR.
- 225 VINYL SLIDING OPERABLE WINDOW.

KEY PLAN



WARE MALCOMB
 ARCHITECTURE
 PLANNING
 INTERIORS
 CIVIL ENGINEERING
 BRANDING
 BUILDING MEASUREMENT
 2777 E. Camelback Rd. Suite #325
 Phoenix, AZ 85016
 P: 602.767.1601



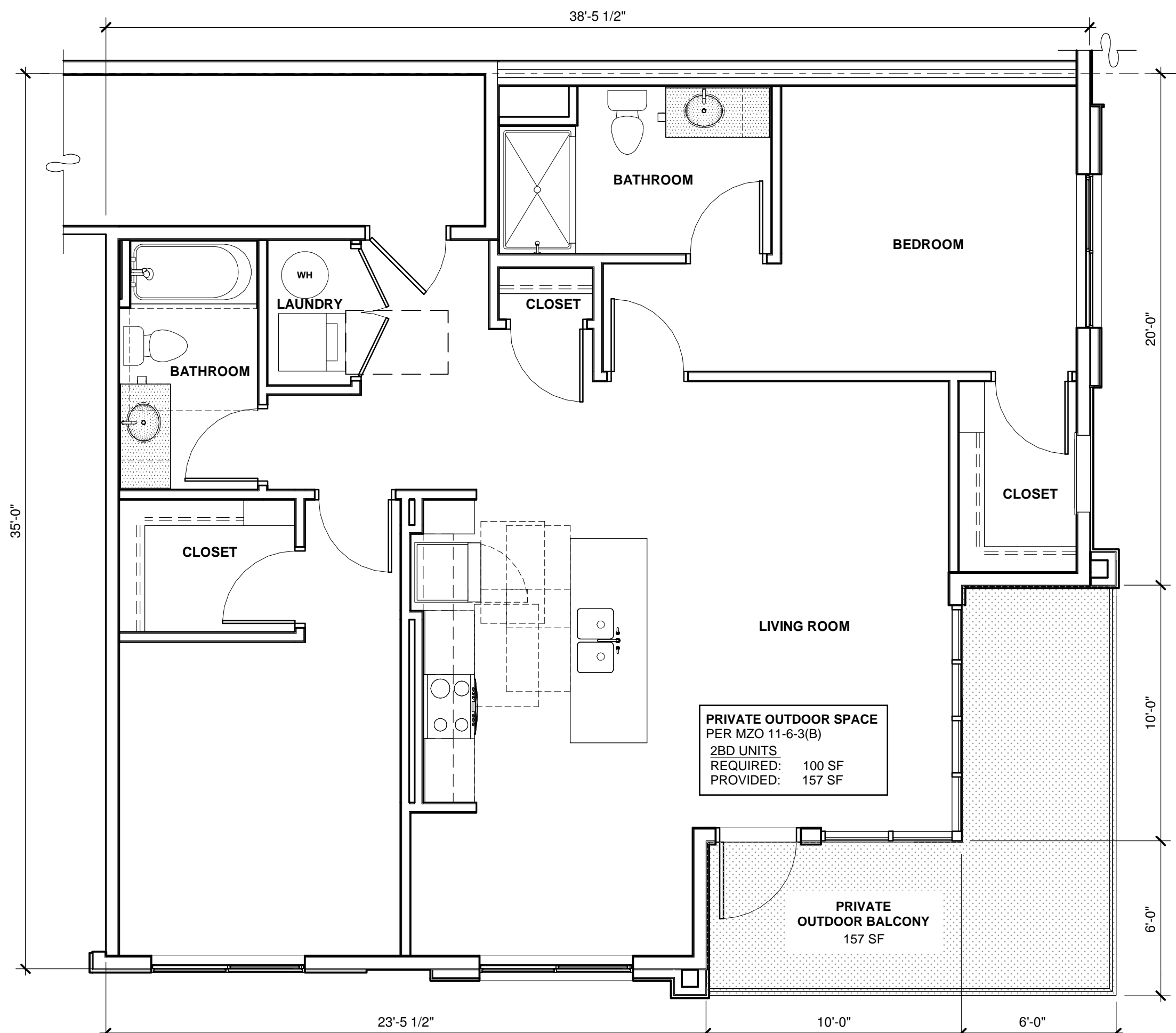
THE CRAFTSMAN ON ELLIOT
 8264 EAST ELLIOT ROAD,
 MESA, ARIZONA 85212

MULTIFAMILY - UNITS PLANS - ENLARGED FLOOR PLANS

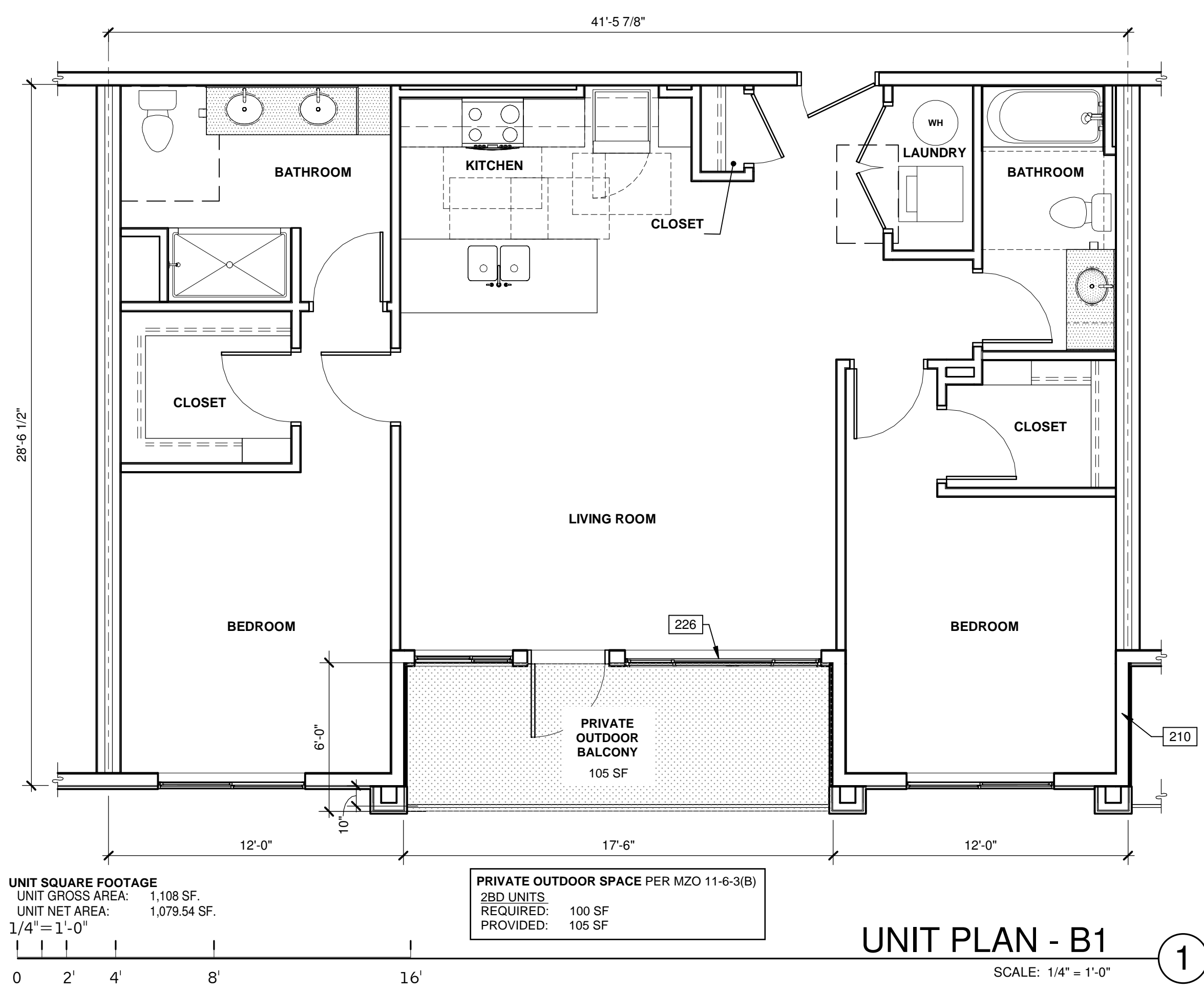
DATE	REMARKS
02/27/2023	PRE-APPLICATION SUBMITTAL
02/07/2023	SP / DRB SUBMITTAL #1
06/05/2023	SP / DRB SUBMITTAL #2
10/09/2023	SP / DRB SUBMITTAL #3
01/29/2024	SP / DRB SUBMITTAL #4
03/13/2024	SP / DRB SUBMITTAL #4 REV 1

PA/PM: C. BRUCE
 DRAWN BY: H.A./E.M.
 JOB NO.: PHX22-0196-00

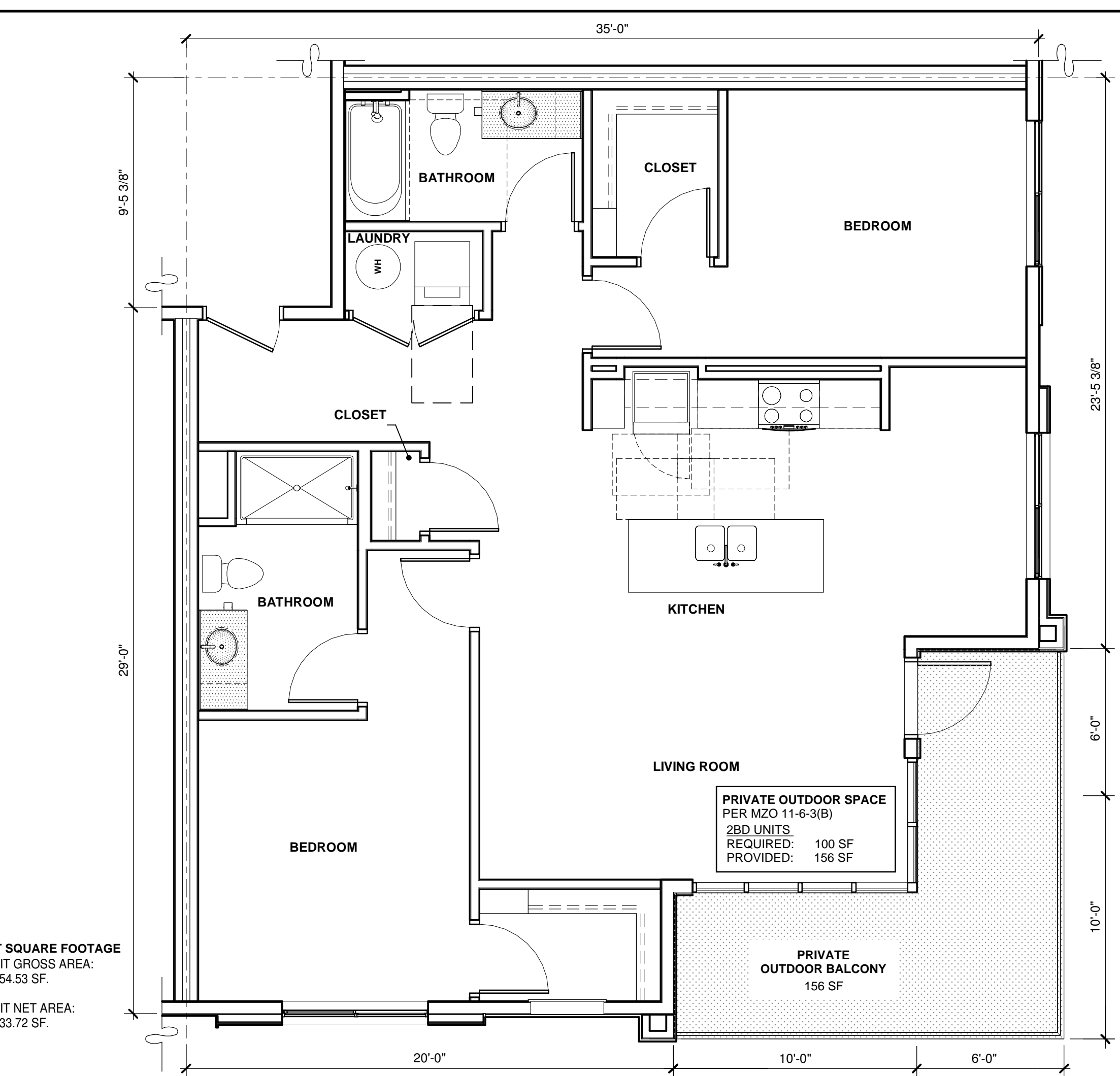
SHEET
DR501



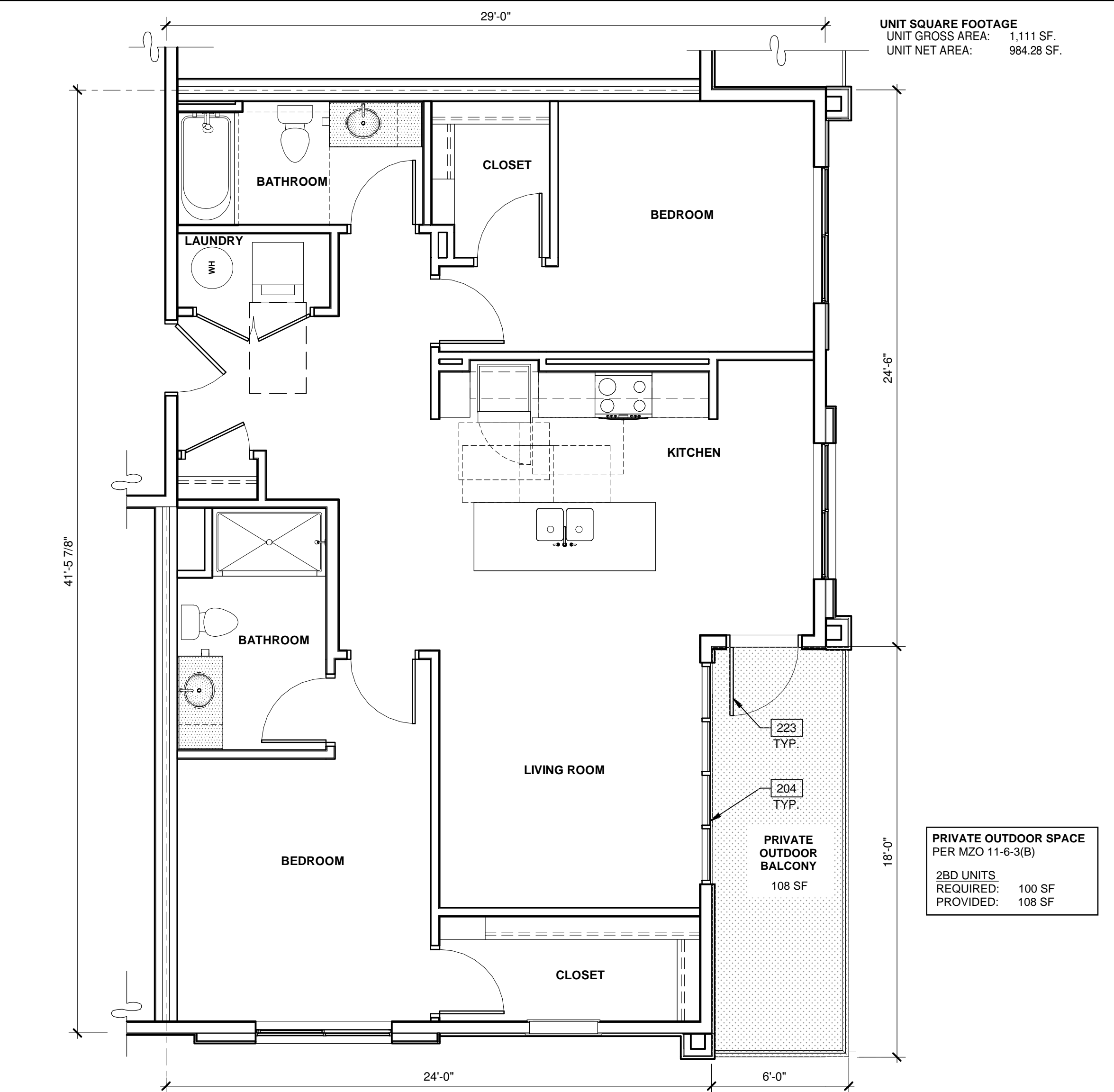
UNIT PLAN - B3
SCALE: 1/4" = 1'-0" 3



UNIT PLAN - B1
SCALE: 1/4" = 1'-0" 1



UNIT PLAN - B3 ALT
SCALE: 1/4" = 1'-0" 4



UNIT PLAN - B2
SCALE: 1/4" = 1'-0" 2

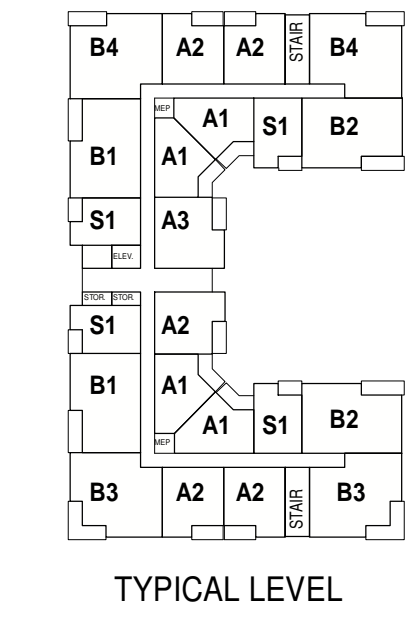
GENERAL NOTES

1. ALL UNITS ARE DIMENSIONED TO THE CENTERLINE OF THE DOUBLE WALL, OR THE EXTERIOR SIDE OF FRAMING, IF THESE ARE NOT ADJACENT TO ANOTHER UNIT.

KEYNOTES:

- 204 ALUMINUM STOREFRONT SYSTEM.
- 210 EXTERIOR UNIT SEPARATION PRIVACY WALL.
- 223 EXTERIOR ALUMINUM FULL LITE DOOR.
- 226 3 PANEL VINYL SLIDING OPERABLE WINDOW.


KEY PLAN



WARE MALCOMB
ARCHITECTURE
PLANNING
INTERIORS

CIVIL ENGINEERING
BRANDING
BUILDING MEASUREMENT

2777 E. Camelback Rd. Suite #325
Phoenix, AZ 85016
P: 480.767.1001



THE CRAFTSMAN ON ELLIOT
8264 EAST ELLIOT ROAD,
MESA, ARIZONA 85212

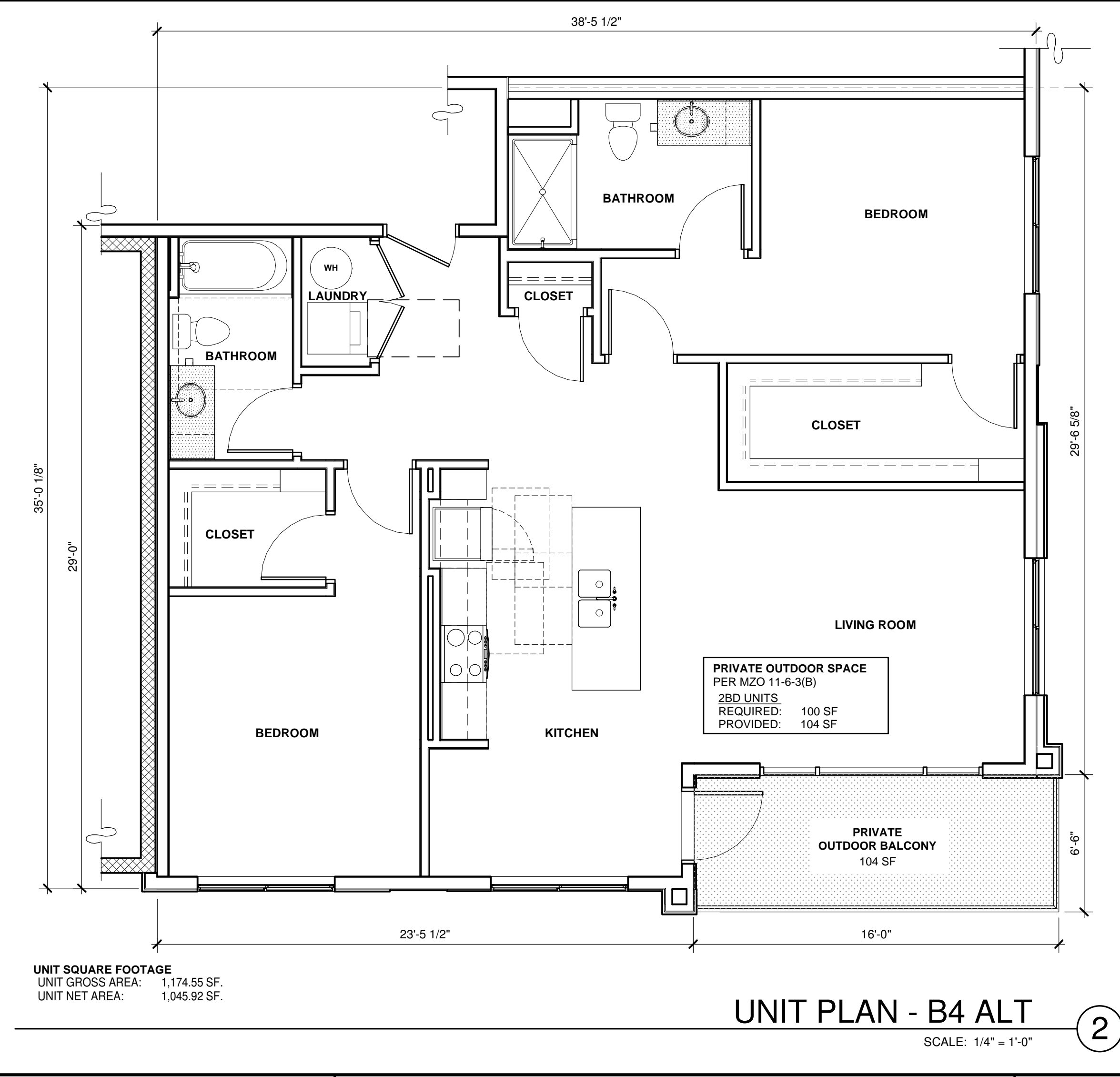
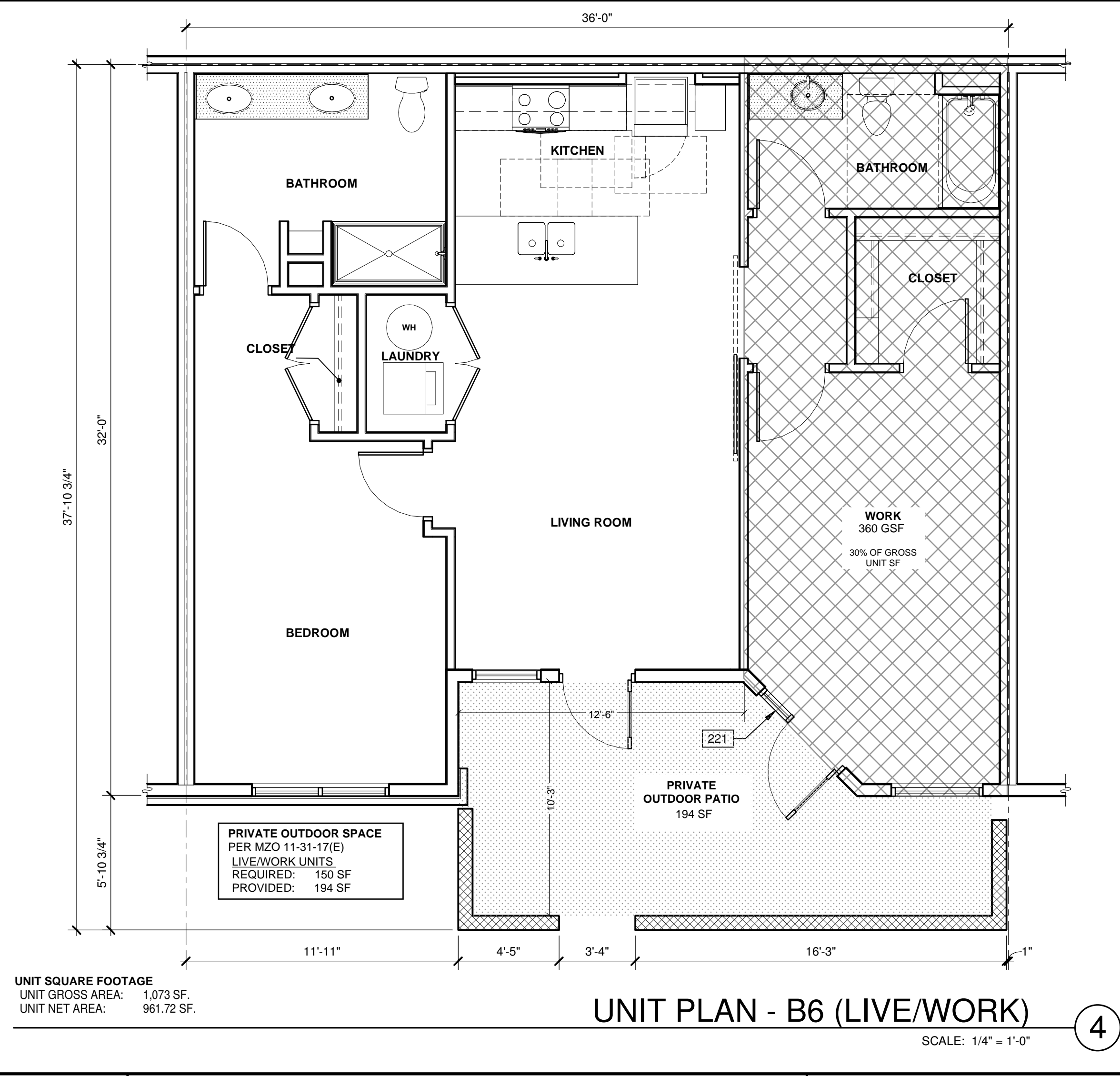
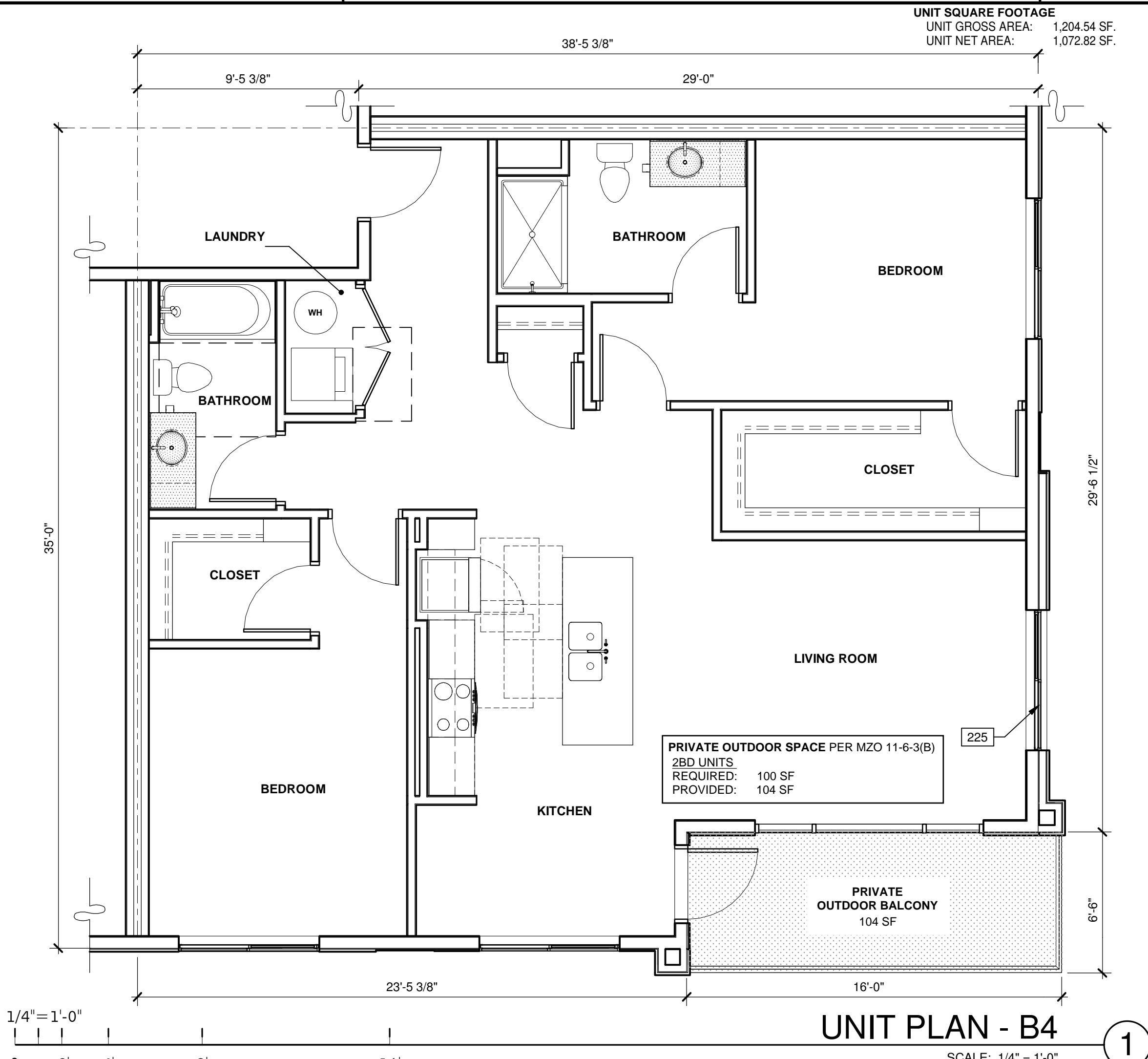
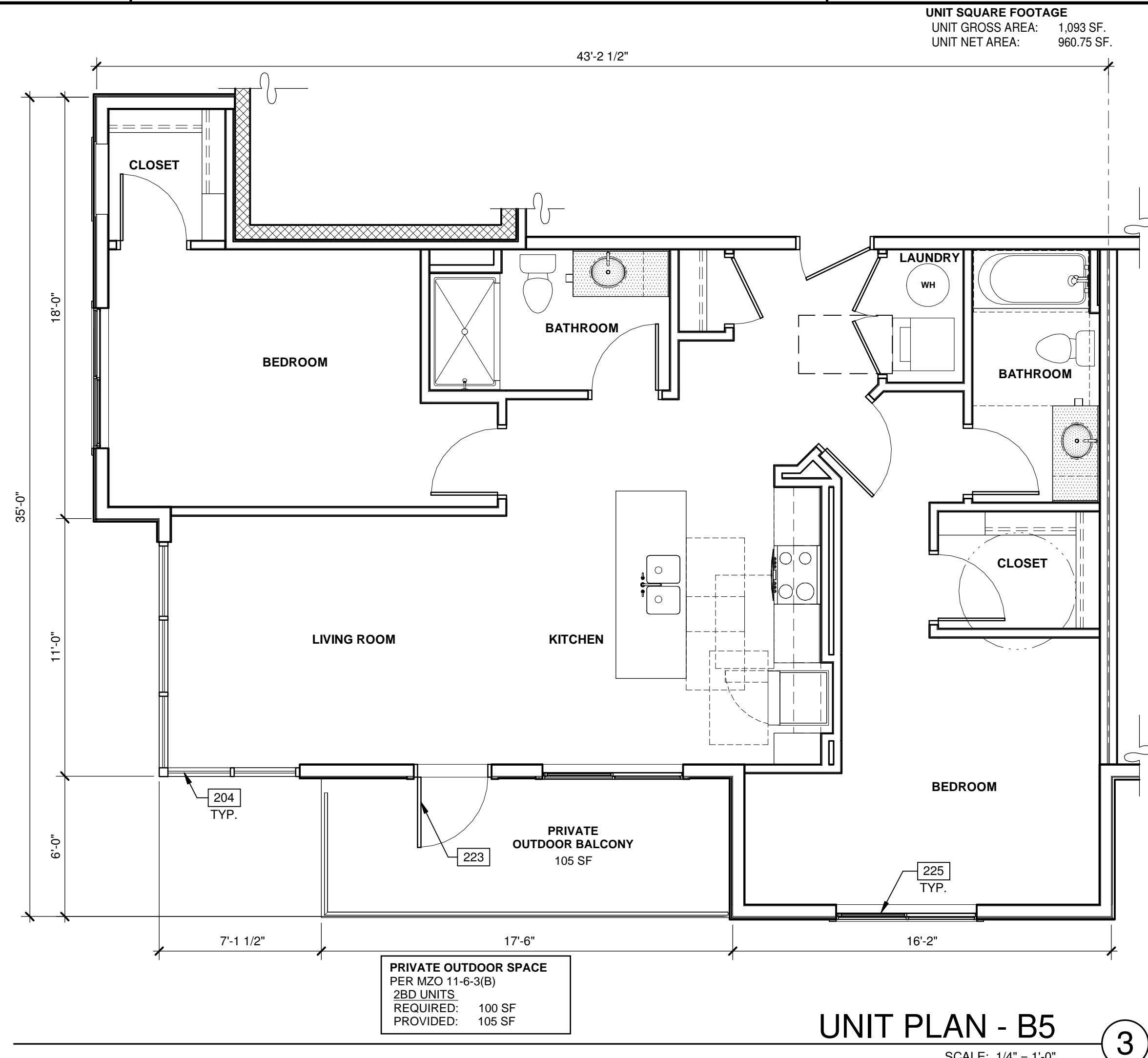
MULTIFAMILY - UNITS PLANS - ENLARGED FLOOR PLANS

DATE	REMARKS
02/27/2023	PRE-APPLICATION SUBMITTAL
02/07/2023	SP / DRB SUBMITTAL #1
06/05/2023	SP / DRB SUBMITTAL #2
10/09/2023	SP / DRB SUBMITTAL #3
01/29/2024	SP / DRB SUBMITTAL #4
03/13/2024	SP / DRB SUBMITTAL #4 REV 1

PA/PM: C. BRUCE
DRAWN BY: H.A./E.M.
JOB NO.: PHX22-0196-00

SHEET
DR502

Autodesk Docs/PHX22-0196-00_The Craftsman on Elliot_Mixed Use/0196_A.rvt

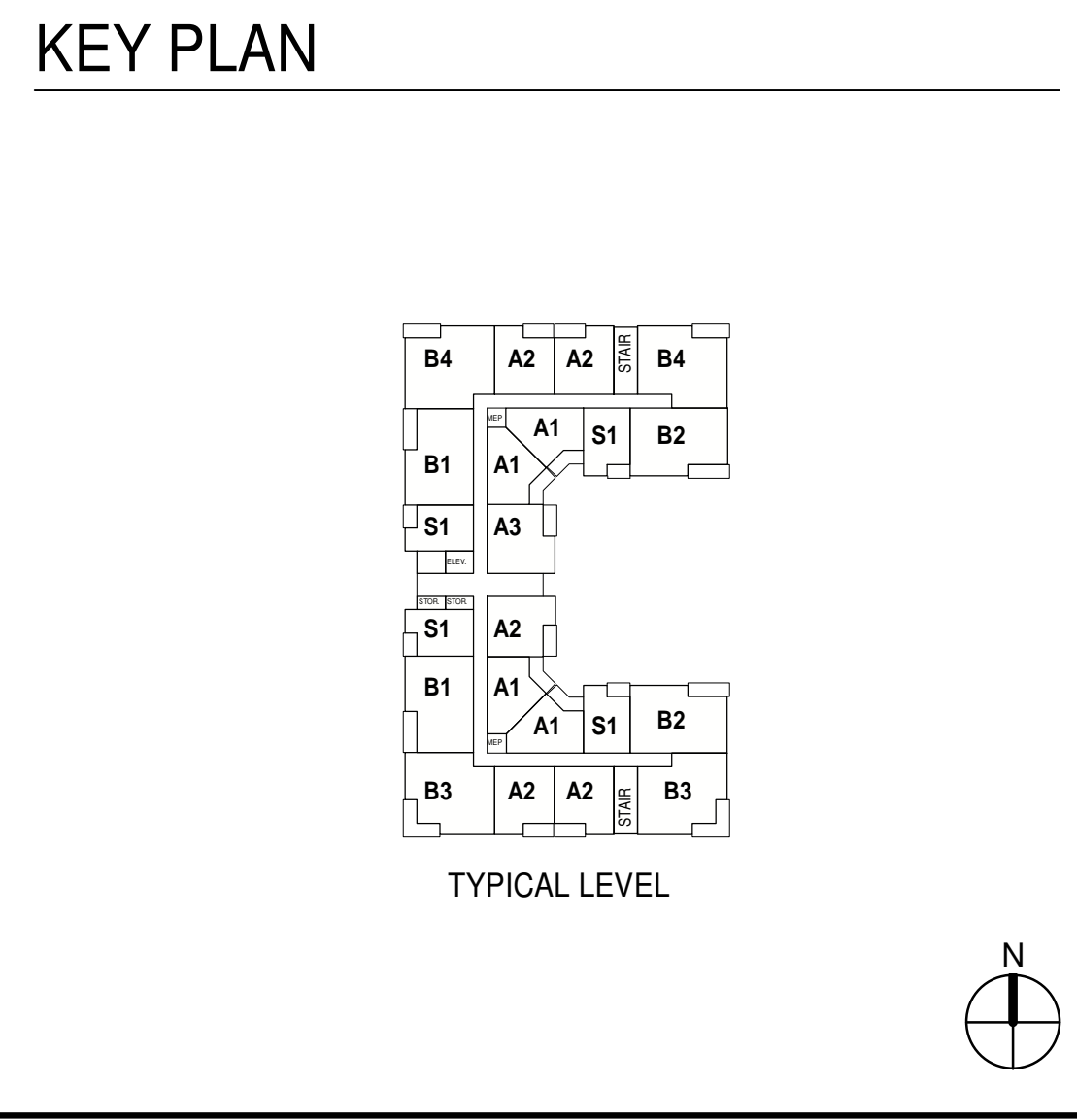


GENERAL NOTES

- ALL UNITS ARE DIMENSIONED TO THE CENTERLINE OF THE DOUBLE WALL, OR THE EXTERIOR SIDE OF FRAMING, IF THESE ARE NOT ADJACENT TO ANOTHER UNIT.


KEYNOTES:

- 204 ALUMINUM STOREFRONT SYSTEM.
- 221 EXTERIOR STOREFRONT DOOR WITH SIDELIGHT.
- 223 EXTERIOR ALUMINUM FULL LITE DOOR.
- 225 VINYL SLIDING OPERABLE WINDOW.



WARE MALCOMB
 CIVIL ENGINEERING
 ARCHITECTURE
 PLANNING
 INTERIORS
 BRANDING
 BUILDING MEASUREMENT

2777 E. Camelback Rd. Suite #325
 Phoenix, AZ 85016
 P: 480.767.1001



THE CRAFTSMAN ON ELLIOT
 8264 EAST ELLIOT ROAD,
 MESA, ARIZONA 85212

MULTIFAMILY - UNITS PLANS - ENLARGED FLOOR PLANS

DATE	REMARKS
02/27/2023	PRE-APPLICATION SUBMITTAL
02/07/2023	SP / DRB SUBMITTAL #1
06/05/2023	SP / DRB SUBMITTAL #2
10/09/2023	SP / DRB SUBMITTAL #3
01/29/2024	SP / DRB SUBMITTAL #4
03/13/2024	SP / DRB SUBMITTAL #4 REV.1

PA/PM: C. BRUCE
 DRAWN BY: H.A./E.M.
 JOB NO.: PHX22-0196-00

SHEET
DR503

Autodesk Docs/PHX22-0196-00_The Craftsman on Elliot_Mesa/Unit Plans/Rev. A.rvt