



**ELEVATION A - BLDG TYPE 1**

SCALE: 1/8" = 1'-0"

EXTERIOR PAINT SCHEDULE			
TAG	MANUFACTURER	COLOR	NOTES
(A)	DUNN EDWARDS	DE6226 FOGGY DAY	BLDG COLOR
(B)	DUNN EDWARDS	DE6220 POROUS STONE	BLDG COLOR
(C)	DUNN EDWARDS	DEA156 CHERRY COLA	ACCENT BLDG COLOR
(D)	DUNN EDWARDS	DE6329 COVER OF NIGHT	TRIM, METAL WORK
(E)	DUNN EDWARDS	DE6185 LIGHT ASPIRATION	ACCENT BLDG COLOR

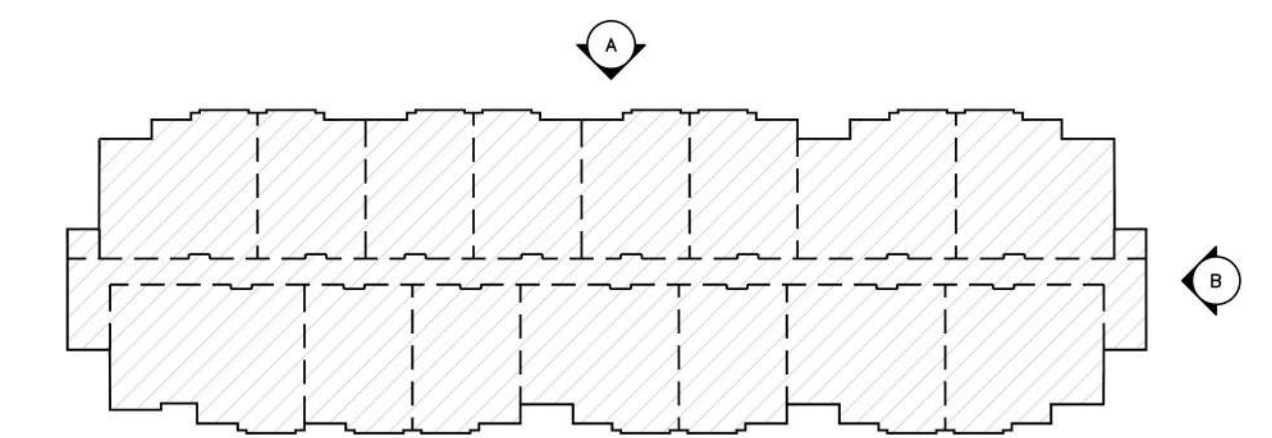
  

EXTERIOR MATERIAL SCHEDULE				
TAG	MATERIAL	MANUFACTURER	PRODUCT NO./ COLOR/ TEXTURE	NOTES
(1)	1 COAT STUCCO SYSTEM		MEDIUM SAND FINISH	
(2)	METAL RAILING			
(3)	TILE VENEER	TILEBAR	CORINTHIAN WHITE	12"X12" OR EQUAL
(4)	DECORATIVE METAL			
(5)	FASCIA POP OUT			
(6)	BRICK VENEER	ELDORADO STONE	TUNDRABRICK LATIGO	
(7)	METAL AWNING			
(8)	VINYL WINDOW		WHITE	
(9)	FOAM BAND			
(10)	METAL CANOPY			
(11)	FRAMED POPOUT			
(12)	HORIZONTAL SIDING	JAMES HARDIE		
(13)	NOT USED			
(14)	ROOF OVERHANG			



**ELEVATION B - BLDG TYPE 1**

SCALE: 1/8" = 1'-0"



**KEY PLAN**



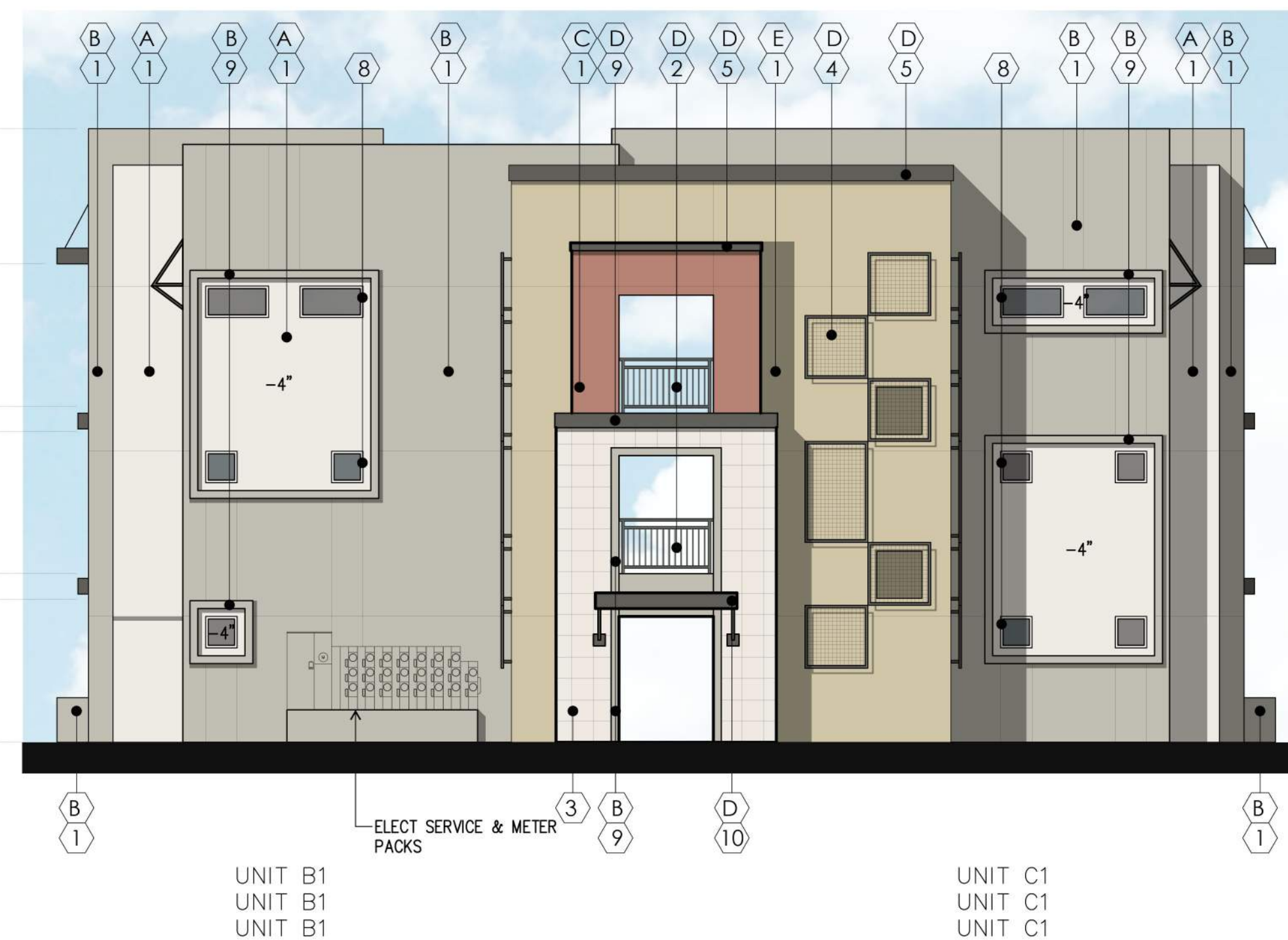
**ELEVATION C - BLDG TYPE 1**

SCALE: 1/8" = 1'-0"

EXTERIOR PAINT SCHEDULE			
TAG	MANUFACTURER	COLOR	NOTES
(A)	DUNN EDWARDS	DE6226 FOGGY DAY	BLDG COLOR
(B)	DUNN EDWARDS	DE6220 POROUS STONE	BLDG COLOR
(C)	DUNN EDWARDS	DEA156 CHERRY COLA	ACCENT BLDG COLOR
(D)	DUNN EDWARDS	DE6329 COVER OF NIGHT	TRIM, METAL WORK
(E)	DUNN EDWARDS	DE6185 LIGHT ASPIRATION	ACCENT BLDG COLOR

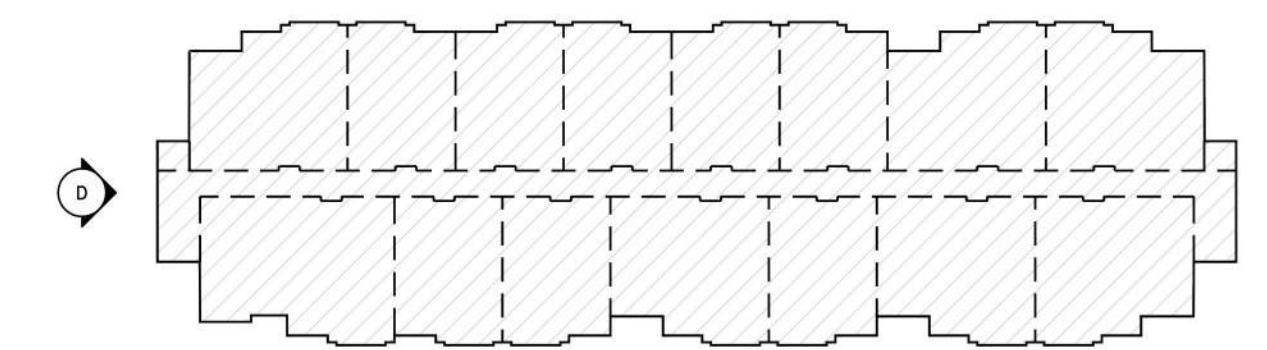
  

EXTERIOR MATERIAL SCHEDULE				
TAG	MATERIAL	MANUFACTURER	PRODUCT NO./ COLOR/ TEXTURE	NOTES
(1)	1 COAT STUCCO SYSTEM		MEDIUM SAND FINISH	
(2)	METAL RAILING			
(3)	TILE VENEER	TILEBAR	CORINTHIAN WHITE	12"X12" OR EQUAL
(4)	DECORATIVE METAL			
(5)	FASCIA POP OUT			
(6)	BRICK VENEER	ELDORADO STONE	TUNDRABRICK LATIGO	
(7)	METAL AWNING			
(8)	VINYL WINDOW		WHITE	
(9)	FOAM BAND			
(10)	METAL CANOPY			
(11)	FRAMED POPOUT			
(12)	HORIZONTAL SIDING	JAMES HARDIE		
(13)	NOT USED			
(14)	ROOF OVERHANG			



**ELEVATION D - BLDG TYPE 1**

SCALE: 1/8" = 1'-0"



**KEY PLAN**



**ELEVATION A - BLDG TYPE 2**

SCALE: 1/8" = 1'-0"

EXTERIOR PAINT SCHEDULE			
TAG	MANUFACTURER	COLOR	NOTES
(A)	DUNN EDWARDS	DE6226 FOGGY DAY	BLDG COLOR
(B)	DUNN EDWARDS	DE6220 POROUS STONE	BLDG COLOR
(C)	DUNN EDWARDS	DEA156 CHERRY COLA	ACCENT BLDG COLOR
(D)	DUNN EDWARDS	DE6329 COVER OF NIGHT	TRIM, METAL WORK
(E)	DUNN EDWARDS	DE6185 LIGHT ASPIRATION	ACCENT BLDG COLOR

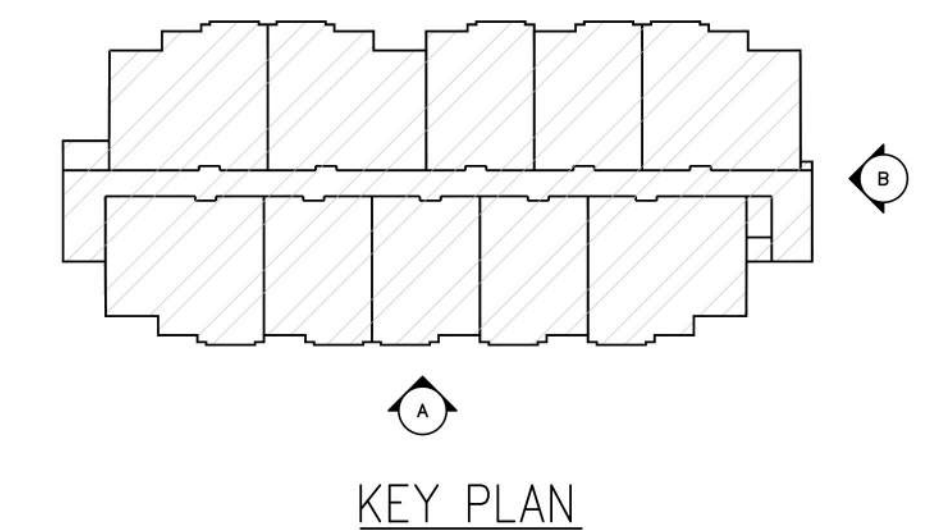
  

EXTERIOR MATERIAL SCHEDULE				
TAG	MATERIAL	MANUFACTURER	PRODUCT NO./ COLOR/ TEXTURE	NOTES
(1)	1 COAT STUCCO SYSTEM		MEDIUM SAND FINISH	
(2)	METAL RAILING			
(3)	TILE VENEER	TILEBAR	CORINTHIAN WHITE	12"X12" OR EQUAL
(4)	DECORATIVE METAL			
(5)	FASCIA POP OUT			
(6)	BRICK VENEER	ELDORADO STONE	TUNDRABRICK LATIGO	
(7)	METAL AWNING			
(8)	VINYL WINDOW		WHITE	
(9)	FOAM BAND			
(10)	METAL CANOPY			
(11)	FRAMED POPOUT			
(12)	HORIZONTAL SIDING	JAMES HARDIE		
(13)	NOT USED			
(14)	ROOF OVERHANG			



**ELEVATION B - BLDG TYPE 2**

SCALE: 1/8" = 1'-0"



PROPOSED NEW MULTI-FAMILY PROJECT FOR:  
**EVERGREEN**  
**THE HOMESTEAD @ SIGNAL BUTTE**  
 SWC OF RUBIDIUM AVE. & SIGNAL BUTTE RD.  
 MESA, AZ

dwg name: PRELIMINARY ELEVATIONS  
 BUILDING TYPE 2  
 dwg no: SD2.22  
 date: 2-19-2026  
 job no: 2025.24 log no:



**EXTERIOR PAINT SCHEDULE**

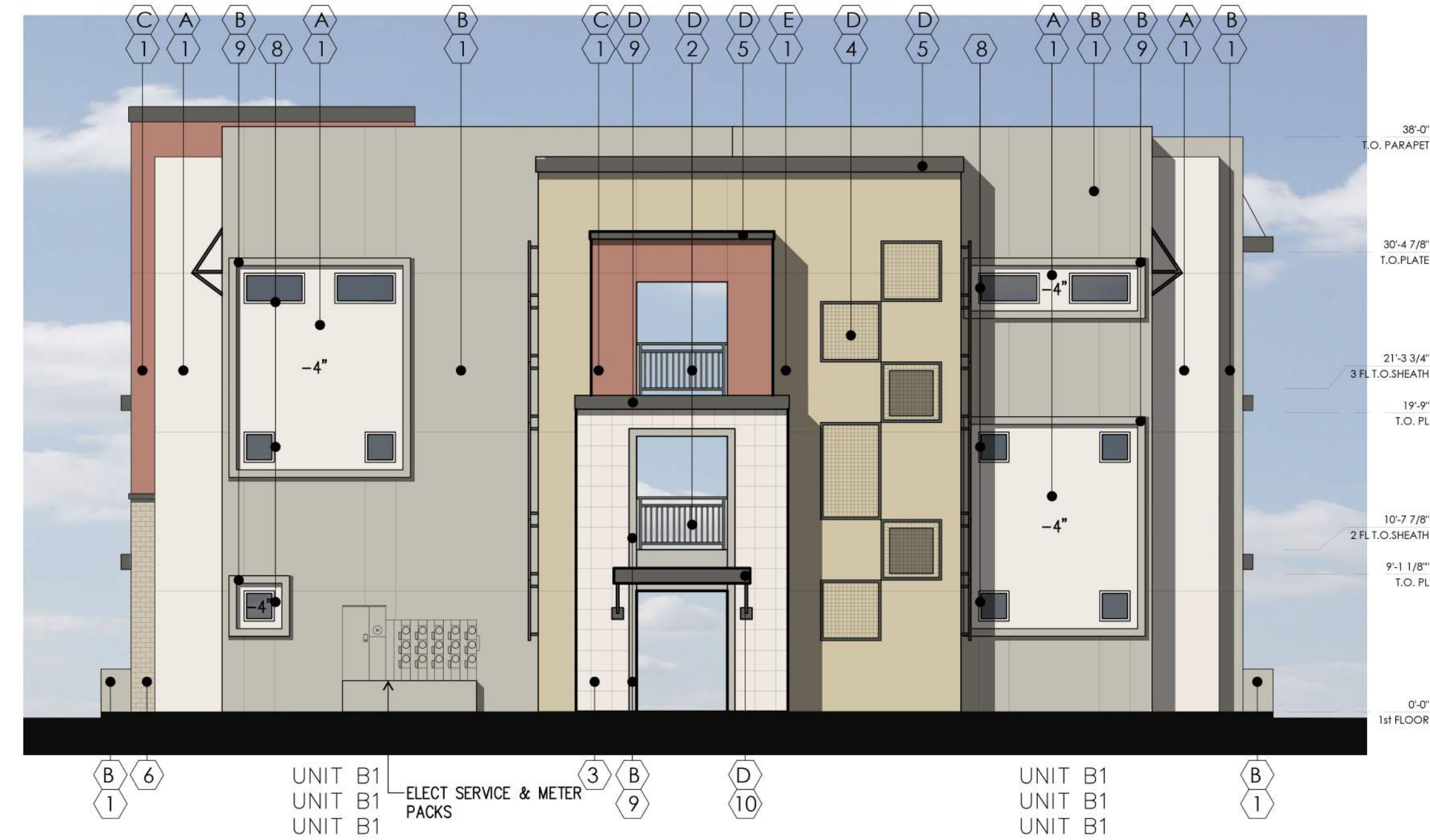
TAG	MANUFACTURER	COLOR	NOTES
(A)	DUNN EDWARDS	DE6226 FOGGY DAY	BLDG COLOR
(B)	DUNN EDWARDS	DE6220 POROUS STONE	BLDG COLOR
(C)	DUNN EDWARDS	DEA156 CHERRY COLA	ACCENT BLDG COLOR
(D)	DUNN EDWARDS	DE6329 COVER OF NIGHT	TRIM, METAL WORK
(E)	DUNN EDWARDS	DE6185 LIGHT ASPIRATION	ACCENT BLDG COLOR

**EXTERIOR MATERIAL SCHEDULE**

TAG	MATERIAL	MANUFACTURER	PRODUCT NO./ COLOR/ TEXTURE	NOTES
(1)	1 COAT STUCCO SYSTEM		MEDIUM SAND FINISH	
(2)	METAL RAILING			
(3)	TILE VENEER	TILEBAR	CORINTHIAN WHITE	12"X12" OR EQUAL
(4)	DECORATIVE METAL			
(5)	FASCIA POP OUT			
(6)	BRICK VENEER	ELDORADO STONE	TUNDRABRICK LATIGO	
(7)	METAL AWNING			
(8)	VINYL WINDOW		WHITE	
(9)	FOAM BAND			
(10)	METAL CANOPY			
(11)	FRAMED POPOUT			
(12)	HORIZONTAL SIDING	JAMES HARDIE		
(13)	NOT USED			
(14)	ROOF OVERHANG			

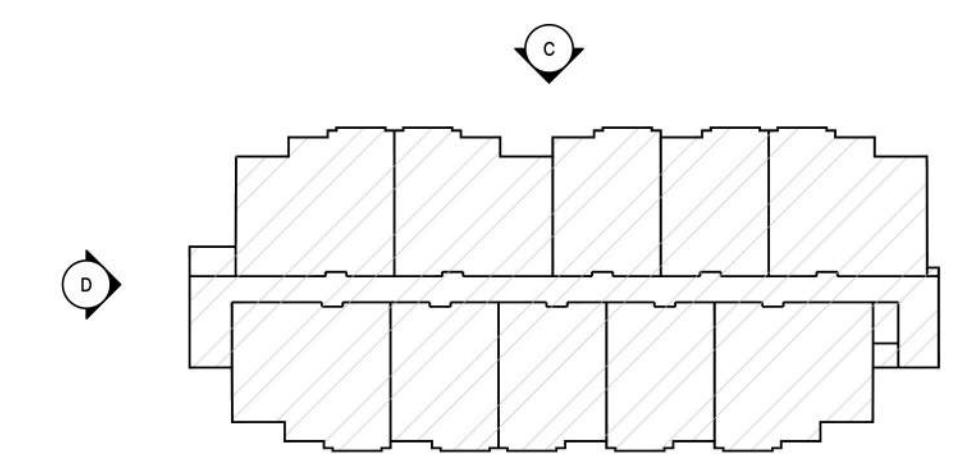
**ELEVATION C - BLDG TYPE 2**

SCALE: 1/8" = 1'-0"



**ELEVATION D - BLDG TYPE 2**

SCALE: 1/8" = 1'-0"



**KEY PLAN**



PROPOSED NEW MULTI-FAMILY PROJECT FOR:  
**EVERGREEN**  
**THE HOMESTEAD @ SIGNAL BUTTE**  
 SWC OF RUBIDIUM AVE. & SIGNAL BUTTE RD.  
 MESA, AZ

dwg name: PRELIMINARY ELEVATIONS  
 BUILDING TYPE 2  
 dwg no: SD2.23  
 date: 2-19-2026  
 job no: 2025.24 log no:



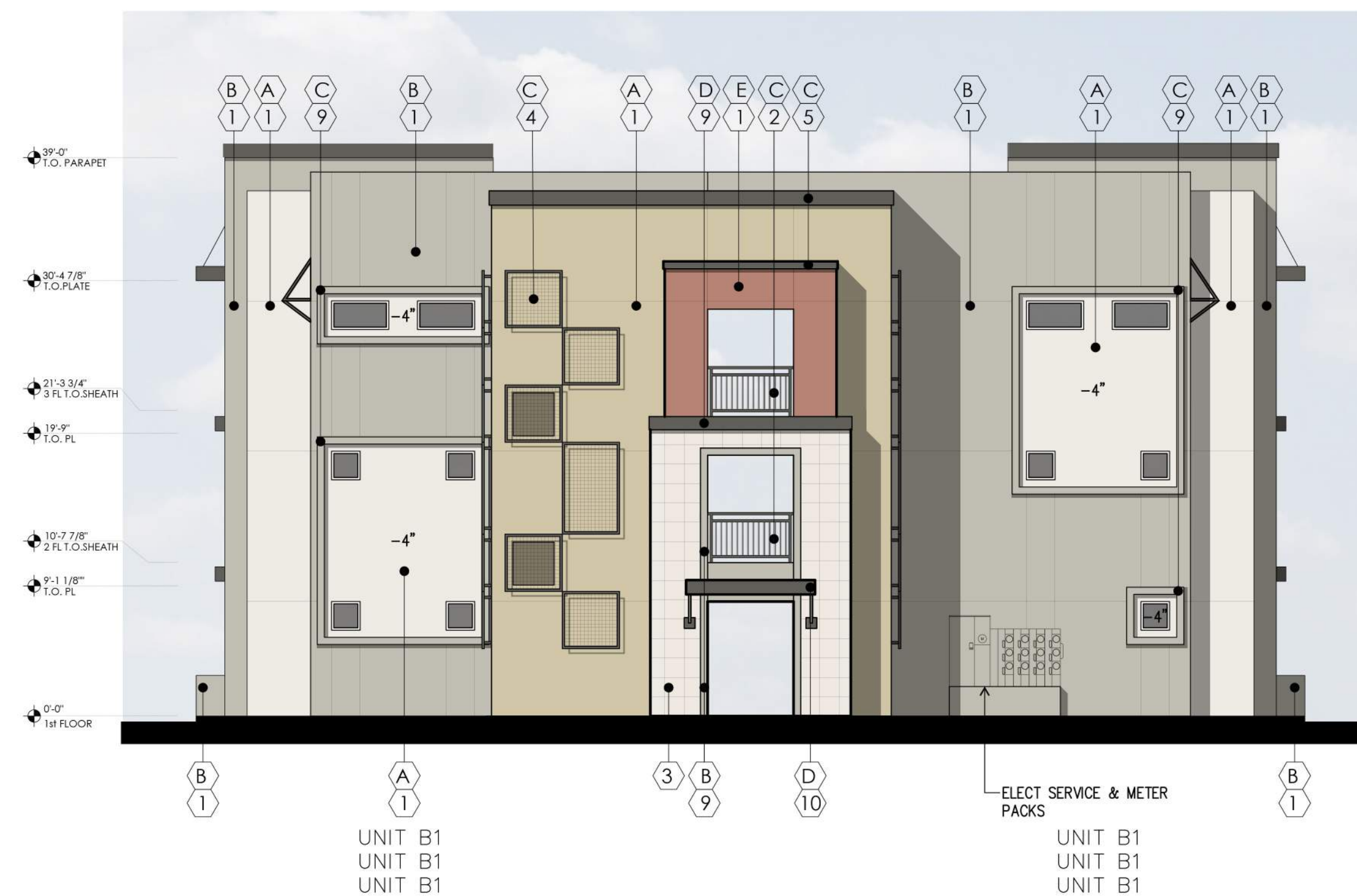
**ELEVATION A - BLDG TYPE 3**

SCALE: 1/8" = 1'-0"

EXTERIOR PAINT SCHEDULE			
TAG	MANUFACTURER	COLOR	NOTES
(A)	DUNN EDWARDS	DE6226 FOGGY DAY	BLDG COLOR
(B)	DUNN EDWARDS	DE6220 POROUS STONE	BLDG COLOR
(C)	DUNN EDWARDS	DEA156 CHERRY COLA	ACCENT BLDG COLOR
(D)	DUNN EDWARDS	DE6329 COVER OF NIGHT	TRIM, METAL WORK
(E)	DUNN EDWARDS	DE6185 LIGHT ASPIRATION	ACCENT BLDG COLOR

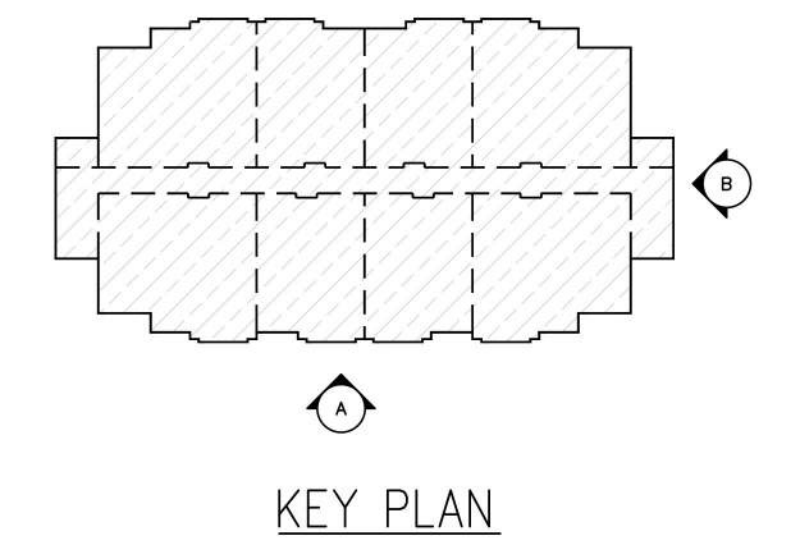
  

EXTERIOR MATERIAL SCHEDULE				
TAG	MATERIAL	MANUFACTURER	PRODUCT NO./ COLOR/ TEXTURE	NOTES
(1)	1 COAT STUCCO SYSTEM		MEDIUM SAND FINISH	
(2)	METAL RAILING			
(3)	TILE VENEER	TILEBAR	CORINTHIAN WHITE	12"X12" OR EQUAL
(4)	DECORATIVE METAL			
(5)	FASCIA POP OUT			
(6)	BRICK VENEER	ELDORADO STONE	TUNDRABRICK LATIGO	
(7)	METAL AWNING			
(8)	VINYL WINDOW		WHITE	
(9)	FOAM BAND			
(10)	METAL CANOPY			
(11)	FRAMED POPOUT			
(12)	HORIZONTAL SIDING	JAMES HARDIE		
(13)	NOT USED			
(14)	ROOF OVERHANG			



**ELEVATION B - BLDG TYPE 3**

SCALE: 1/8" = 1'-0"



PROPOSED NEW MULTI-FAMILY PROJECT FOR:  
**EVERGREEN**  
**THE HOMESTEAD @ SIGNAL BUTTE**  
 SWC OF RUBIDIUM AVE. & SIGNAL BUTTE RD.  
 MESA, AZ

dwg name: PRELIMINARY ELEVATIONS  
 BUILDING TYPE 3  
 dwg no: SD2.32  
 date: 2-19-2026  
 job no: 2025.24 log no:



**ELEVATION C - BLDG TYPE 3**

SCALE: 1/8" = 1'-0"

EXTERIOR PAINT SCHEDULE			
TAG	MANUFACTURER	COLOR	NOTES
(A)	DUNN EDWARDS	DE6226 FOGGY DAY	BLDG COLOR
(B)	DUNN EDWARDS	DE6220 POROUS STONE	BLDG COLOR
(C)	DUNN EDWARDS	DEA156 CHERRY COLA	ACCENT BLDG COLOR
(D)	DUNN EDWARDS	DE6329 COVER OF NIGHT	TRIM, METAL WORK
(E)	DUNN EDWARDS	DE6185 LIGHT ASPIRATION	ACCENT BLDG COLOR

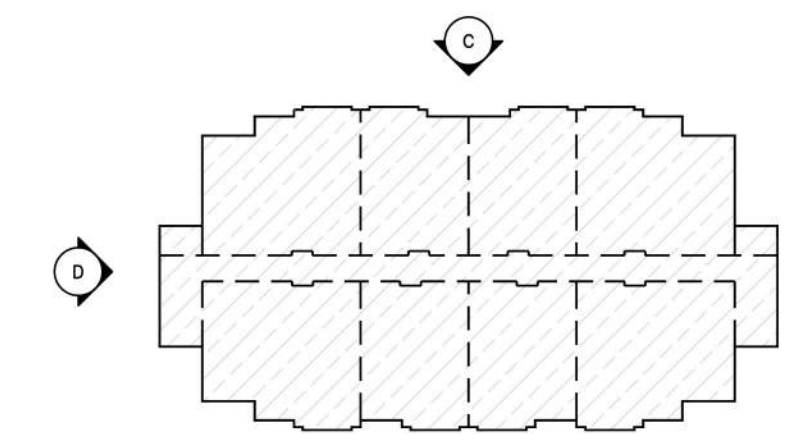
  

EXTERIOR MATERIAL SCHEDULE				
TAG	MATERIAL	MANUFACTURER	PRODUCT NO./ COLOR/ TEXTURE	NOTES
(1)	1 COAT STUCCO SYSTEM		MEDIUM SAND FINISH	
(2)	METAL RAILING			
(3)	TILE VENEER	TILEBAR	CORINTHIAN WHITE	12"X12" OR EQUAL
(4)	DECORATIVE METAL			
(5)	FASCIA POP OUT			
(6)	BRICK VENEER	ELDORADO STONE	TUNDRABRICK LATIGO	
(7)	METAL AWNING			
(8)	VINYL WINDOW		WHITE	
(9)	FOAM BAND			
(10)	METAL CANOPY			
(11)	FRAMED POPOUT			
(12)	HORIZONTAL SIDING	JAMES HARDIE		
(13)	NOT USED			
(14)	ROOF OVERHANG			



**ELEVATION D - BLDG TYPE 3**

SCALE: 1/8" = 1'-0"



**KEY PLAN**



**ELEVATION A - BLDG TYPE 4**

SCALE: 1/8" = 1'-0"

EXTERIOR PAINT SCHEDULE			
TAG	MANUFACTURER	COLOR	NOTES
(A)	DUNN EDWARDS	DE6226 FOGGY DAY	BLDG COLOR
(B)	DUNN EDWARDS	DE6220 POROUS STONE	BLDG COLOR
(C)	DUNN EDWARDS	DEA156 CHERRY COLA	ACCENT BLDG COLOR
(D)	DUNN EDWARDS	DE6329 COVER OF NIGHT	TRIM, METAL WORK
(E)	DUNN EDWARDS	DE6185 LIGHT ASPIRATION	ACCENT BLDG COLOR

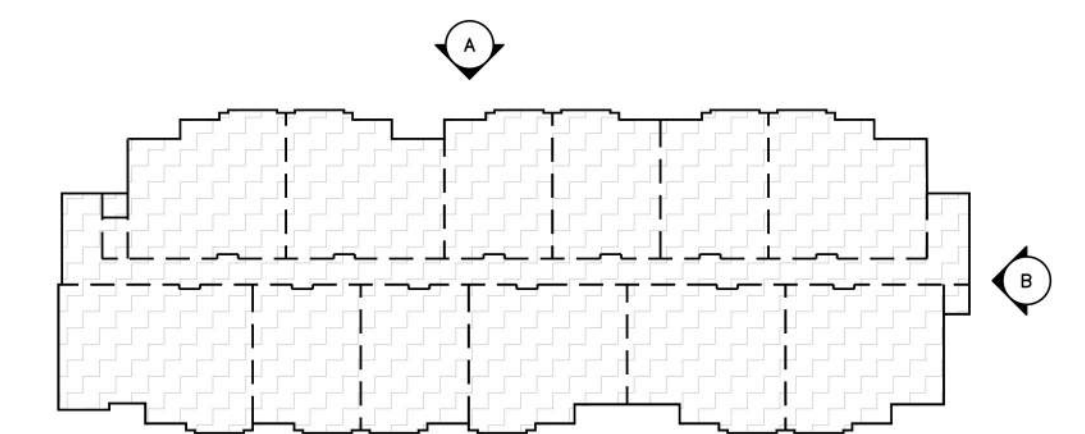
  

EXTERIOR MATERIAL SCHEDULE				
TAG	MATERIAL	MANUFACTURER	PRODUCT NO./ COLOR/ TEXTURE	NOTES
(1)	1 COAT STUCCO SYSTEM		MEDIUM SAND FINISH	
(2)	METAL RAILING			
(3)	TILE VENEER	TILEBAR	CORINTHIAN WHITE	12"X12" OR EQUAL
(4)	DECORATIVE METAL			
(5)	FASCIA POP OUT			
(6)	BRICK VENEER	ELDORADO STONE	TUNDRABRICK LATIGO	
(7)	METAL AWNING			
(8)	VINYL WINDOW		WHITE	
(9)	FOAM BAND			
(10)	METAL CANOPY			
(11)	FRAMED POPOUT			
(12)	HORIZONTAL SIDING	JAMES HARDIE		
(13)	NOT USED			
(14)	ROOF OVERHANG			



**ELEVATION B - BLDG TYPE 4**

SCALE: 1/8" = 1'-0"



**KEY PLAN**



PROPOSED NEW MULTI-FAMILY PROJECT FOR:  
**EVERGREEN**  
**THE HOMESTEAD @ SIGNAL BUTTE**  
SWC OF RUBIDIUM AVE. & SIGNAL BUTTE RD.  
MESA, AZ

dwg name: PRELIMINARY ELEVATIONS  
BUILDING TYPE 4  
dwg no: SD2.42  
date: 2-19-2026  
job no: 2025.24 log no:



**ELEVATION C - BLDG TYPE 4**

SCALE: 1/8" = 1'-0"

EXTERIOR PAINT SCHEDULE			
TAG	MANUFACTURER	COLOR	NOTES
(A)	DUNN EDWARDS	DE6226 FOGGY DAY	BLDG COLOR
(B)	DUNN EDWARDS	DE6220 POROUS STONE	BLDG COLOR
(C)	DUNN EDWARDS	DEA156 CHERRY COLA	ACCENT BLDG COLOR
(D)	DUNN EDWARDS	DE6329 COVER OF NIGHT	TRIM, METAL WORK
(E)	DUNN EDWARDS	DE6185 LIGHT ASPIRATION	ACCENT BLDG COLOR

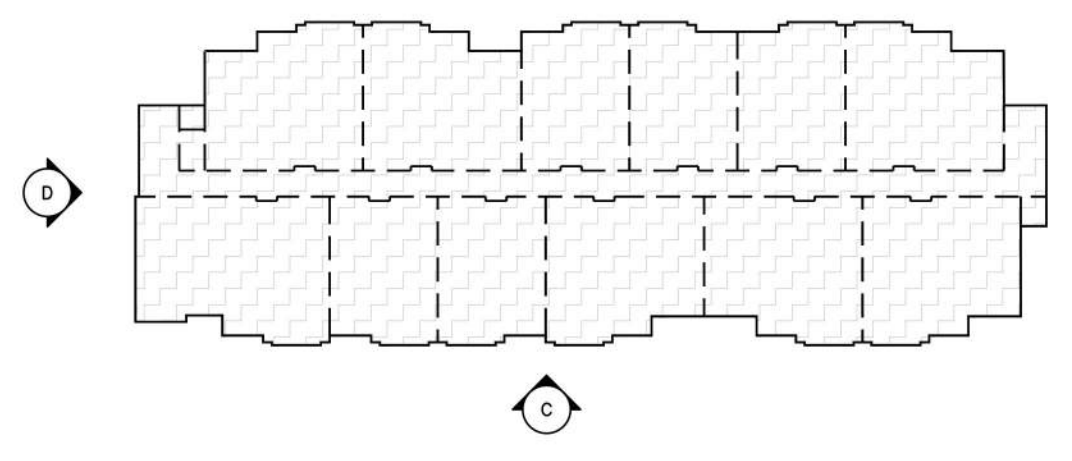
  

EXTERIOR MATERIAL SCHEDULE				
TAG	MATERIAL	MANUFACTURER	PRODUCT NO./ COLOR/ TEXTURE	NOTES
(1)	1 COAT STUCCO SYSTEM		MEDIUM SAND FINISH	
(2)	METAL RAILING			
(3)	TILE VENEER	TILEBAR	CORINTHIAN WHITE	12"x12" OR EQUAL
(4)	DECORATIVE METAL			
(5)	FASCIA POP OUT			
(6)	BRICK VENEER	ELDORADO STONE	TUNDRABRICK LATIGO	
(7)	METAL AWNING			
(8)	VINYL WINDOW		WHITE	
(9)	FOAM BAND			
(10)	METAL CANOPY			
(11)	FRAMED POPOUT			
(12)	HORIZONTAL SIDING	JAMES HARDIE		
(13)	NOT USED			
(14)	ROOF OVERHANG			



**ELEVATION D - BLDG TYPE 4**

SCALE: 1/8" = 1'-0"



**KEY PLAN**

**BMA ARCHITECTURE**  
2915 East Baseline Road, Suite 120 - Gilbert, AZ 85234  
575 West Chandler Boulevard, Suite 123 - Chandler, AZ 85225  
p: 480.659.1524 www.BMAArchitecture.com

**Evergreen**

PROPOSED NEW MULTI-FAMILY PROJECT FOR:  
**EVERGREEN**  
**THE HOMESTEAD @ SIGNAL BUTTE**  
SWC OF RUBIDIUM AVE. & SIGNAL BUTTE RD.  
MESA, AZ

dwg name: PRELIMINARY ELEVATIONS  
BUILDING TYPE 4

dwg no: SD2.43

date: 2-19-2026

job no: 2025.24 log no:



**ELEVATION A - BLDG TYPE 5**

SCALE: 1/8" = 1'-0"

EXTERIOR PAINT SCHEDULE			
TAG	MANUFACTURER	COLOR	NOTES
(A)	DUNN EDWARDS	DE6226 FOGGY DAY	BLDG COLOR
(B)	DUNN EDWARDS	DE6220 POROUS STONE	BLDG COLOR
(C)	DUNN EDWARDS	DEA156 CHERRY COLA	ACCENT BLDG COLOR
(D)	DUNN EDWARDS	DE6329 COVER OF NIGHT	TRIM, METAL WORK
(E)	DUNN EDWARDS	DE6185 LIGHT ASPIRATION	ACCENT BLDG COLOR

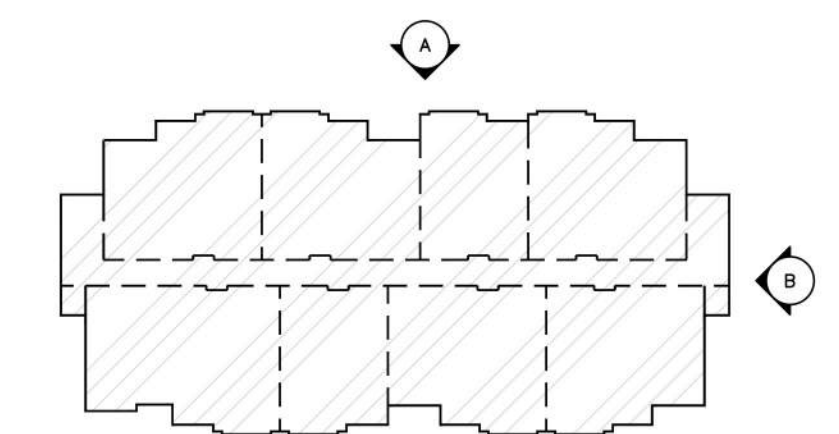
  

EXTERIOR MATERIAL SCHEDULE				
TAG	MATERIAL	MANUFACTURER	PRODUCT NO./ COLOR/ TEXTURE	NOTES
(1)	1 COAT STUCCO SYSTEM		MEDIUM SAND FINISH	
(2)	METAL RAILING			
(3)	TILE VENEER	TILEBAR	CORINTHIAN WHITE	12"X12" OR EQUAL
(4)	DECORATIVE METAL			
(5)	FASCIA POP OUT			
(6)	BRICK VENEER	ELDORADO STONE	TUNDRABRICK LATIGO	
(7)	METAL AWNING			
(8)	VINYL WINDOW		WHITE	
(9)	FOAM BAND			
(10)	METAL CANOPY			
(11)	FRAMED POPOUT			
(12)	HORIZONTAL SIDING	JAMES HARDIE		
(13)	NOT USED			
(14)	ROOF OVERHANG			



**ELEVATION B - BLDG TYPE 5**

SCALE: 1/8" = 1'-0"



**KEY PLAN**



**ELEVATION C - BLDG TYPE 5**

SCALE: 1/8" = 1'-0"

EXTERIOR PAINT SCHEDULE			
TAG	MANUFACTURER	COLOR	NOTES
(A)	DUNN EDWARDS	DE6226 FOGGY DAY	BLDG COLOR
(B)	DUNN EDWARDS	DE6220 POROUS STONE	BLDG COLOR
(C)	DUNN EDWARDS	DEA156 CHERRY COLA	ACCENT BLDG COLOR
(D)	DUNN EDWARDS	DE6329 COVER OF NIGHT	TRIM, METAL WORK
(E)	DUNN EDWARDS	DE6185 LIGHT ASPIRATION	ACCENT BLDG COLOR

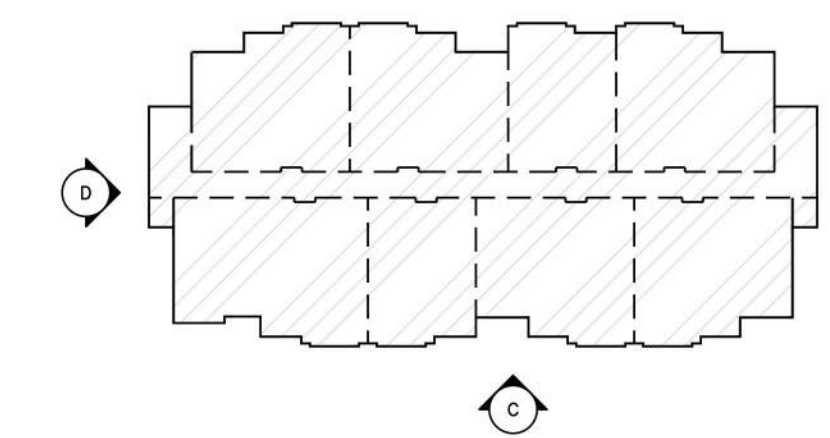
  

EXTERIOR MATERIAL SCHEDULE				
TAG	MATERIAL	MANUFACTURER	PRODUCT NO./ COLOR/ TEXTURE	NOTES
(1)	1 COAT STUCCO SYSTEM		MEDIUM SAND FINISH	
(2)	METAL RAILING			
(3)	TILE VENEER	TILEBAR	CORINTHIAN WHITE	12"X12" OR EQUAL
(4)	DECORATIVE METAL			
(5)	FASCIA POP OUT			
(6)	BRICK VENEER	ELDORADO STONE	TUNDRABRICK LATIGO	
(7)	METAL AWNING			
(8)	VINYL WINDOW		WHITE	
(9)	FOAM BAND			
(10)	METAL CANOPY			
(11)	FRAMED POPOUT			
(12)	HORIZONTAL SIDING	JAMES HARDIE		
(13)	NOT USED			
(14)	ROOF OVERHANG			



**ELEVATION D - BLDG TYPE 5**

SCALE: 1/8" = 1'-0"



**KEY PLAN**



**NORTH ELEVATION - CLUBHOUSE**



**WEST ELEVATION - CLUBHOUSE**



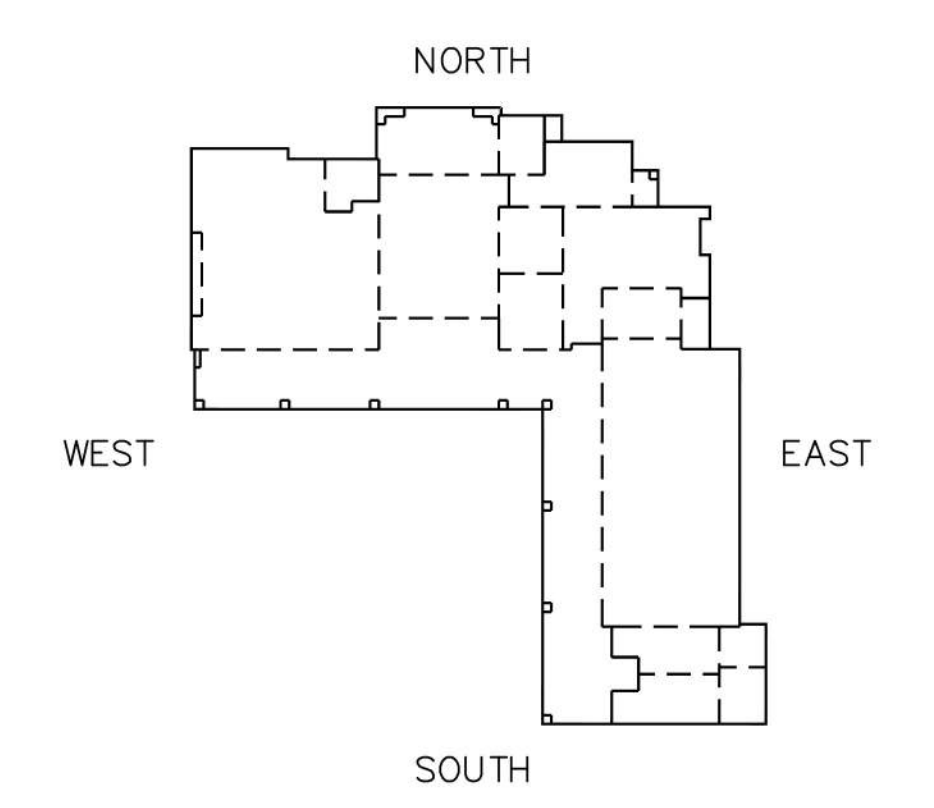
**SOUTH ELEVATION - CLUBHOUSE**



**EAST ELEVATION - CLUBHOUSE**

EXTERIOR PAINT SCHEDULE			
TAG	MANUFACTURER	COLOR	NOTES
(A)	DUNN EDWARDS	DE6226 FOGGY DAY	BLDG COLOR
(B)	DUNN EDWARDS	DE6220 PORCUS STONE	BLDG COLOR
(C)	DUNN EDWARDS	DEA156 CHERRY COLA	ACCENT BLDG COLOR
(D)	DUNN EDWARDS	DE6329 COVER OF NIGHT	TRIM, METAL WORK
(E)	DUNN EDWARDS	DE6185 LIGHT ASPIRATION	ACCENT BLDG COLOR

EXTERIOR MATERIAL SCHEDULE				
TAG	MATERIAL	MANUFACTURER	PRODUCT NO./ COLOR/ TEXTURE	NOTES
(1)	1 COAT STUCCO SYSTEM		MEDIUM SAND FINISH	
(2)	METAL RAILING			
(3)	TILE VENEER	TILEBAR	CORINTHIAN WHITE	12X12" OR EQUAL
(4)	DECORATIVE METAL			
(5)	FASCIA POP OUT			
(6)	BRICK VENEER	ELDORADO STONE	TUNDRABRICK LATIGO	
(7)	METAL AWNING			
(8)	VINYL WINDOW		WHITE	
(9)	FOAM BAND			
(10)	METAL CANOPY			
(11)	FRAMED POPOUT			
(12)	HORIZONTAL SIDING	JAMES HARDIE		
(13)	NOT USED			
(14)	ROOF OVERHANG			



**KEY PLAN**

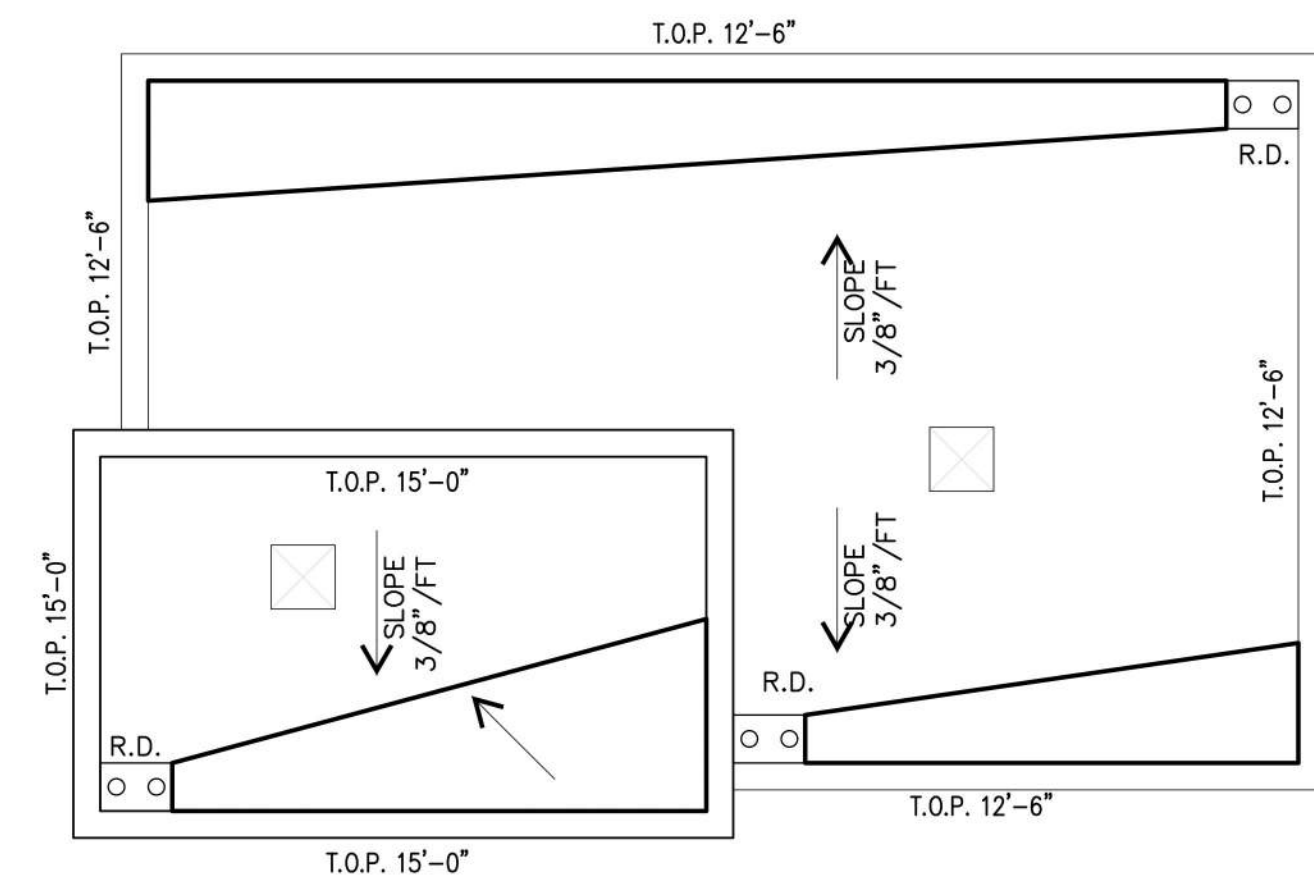


PROPOSED NEW MULTI-FAMILY PROJECT FOR:  
**EVERGREEN**  
**THE HOMESTEAD @ SIGNAL BUTTE**  
 SWC OF RUBIDIUM AVE. & SIGNAL BUTTE RD.  
 MESA, AZ

dwg name: PRELIMINARY ELEVATIONS CLUBHOUSE  
 dwg no: SD4.11  
 date: 2-19-2026  
 job no: 2025.24 log no:

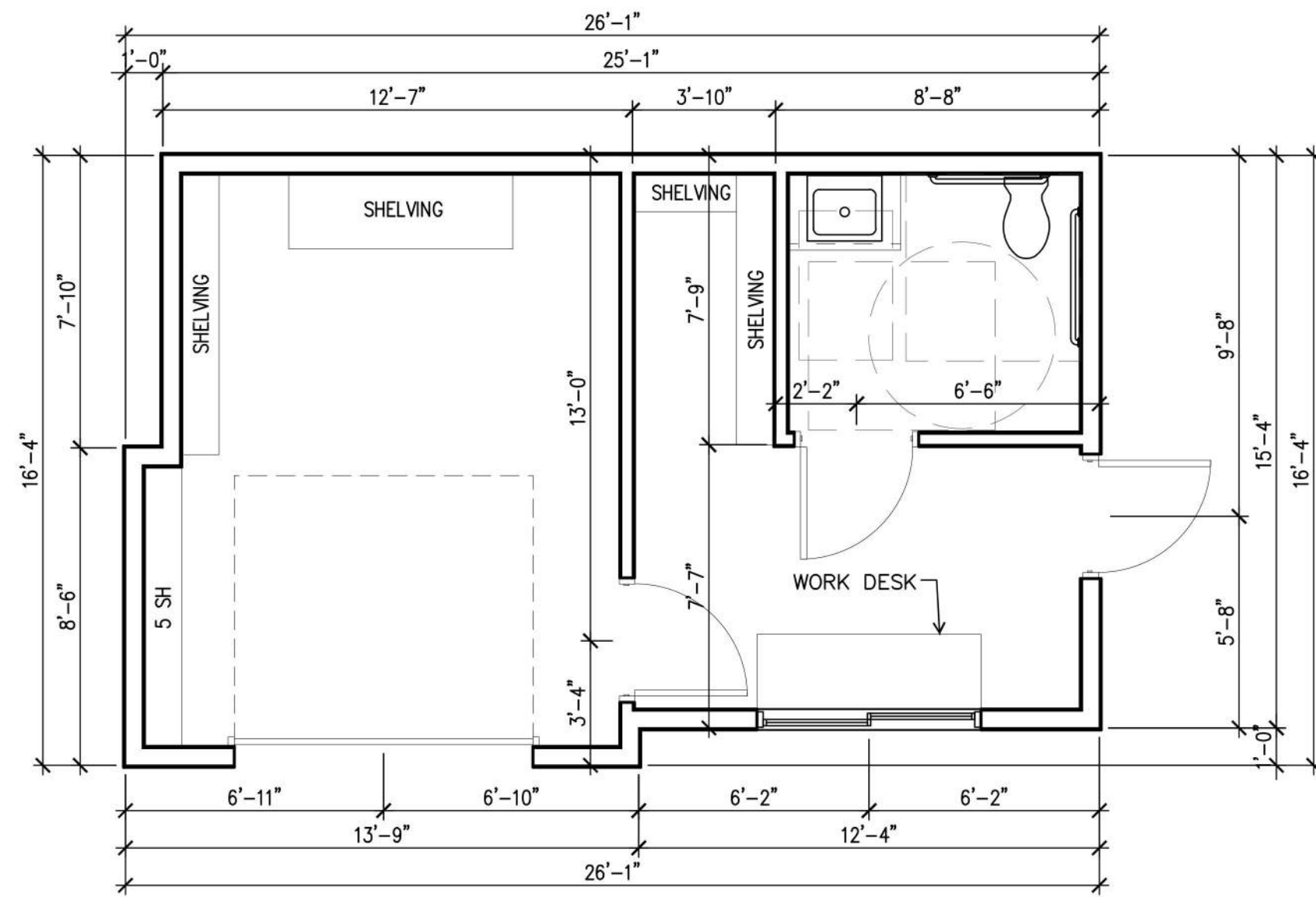
EXTERIOR PAINT SCHEDULE			
TAG	MANUFACTURER	COLOR	NOTES
(A)	DUNN EDWARDS	DE6226 FOGGY DAY	BLDG COLOR
(B)	DUNN EDWARDS	DE6220 POROUS STONE	BLDG COLOR
(C)	DUNN EDWARDS	DEA156 CHERRY COLA	ACCENT BLDG COLOR
(D)	DUNN EDWARDS	DE6329 COVER OF NIGHT	TRIM, METAL WORK
(E)	DUNN EDWARDS	DE6185 LIGHT ASPIRATION	ACCENT BLDG COLOR

EXTERIOR MATERIAL SCHEDULE				
TAG	MATERIAL	MANUFACTURER	PRODUCT NO./ COLOR/ TEXTURE	NOTES
(1)	1 COAT STUCCO SYSTEM		MEDIUM SAND FINISH	
(2)	METAL RAILING			
(3)	TILE VENEER	TILEBAR	CORINTHIAN WHITE	12X12' OR EQUAL
(4)	DECORATIVE METAL			
(5)	FASCIA POP OUT			
(6)	BRICK VENEER	ELDORADO STONE	TUNDRABRICK LATIGO	
(7)	METAL AWNING			
(8)	VINYL WINDOW		WHITE	
(9)	FOAM BAND			
(10)	METAL CANOPY			
(11)	FRAMED POPOUT			
(12)	HORIZONTAL SIDING	JAMES HARDIE		
(13)	NOT USED			
(14)	ROOF OVERHANG			



**ROOF PLAN - MAINTENANCE BUILDING**

SCALE: 1/4" = 1'-0"



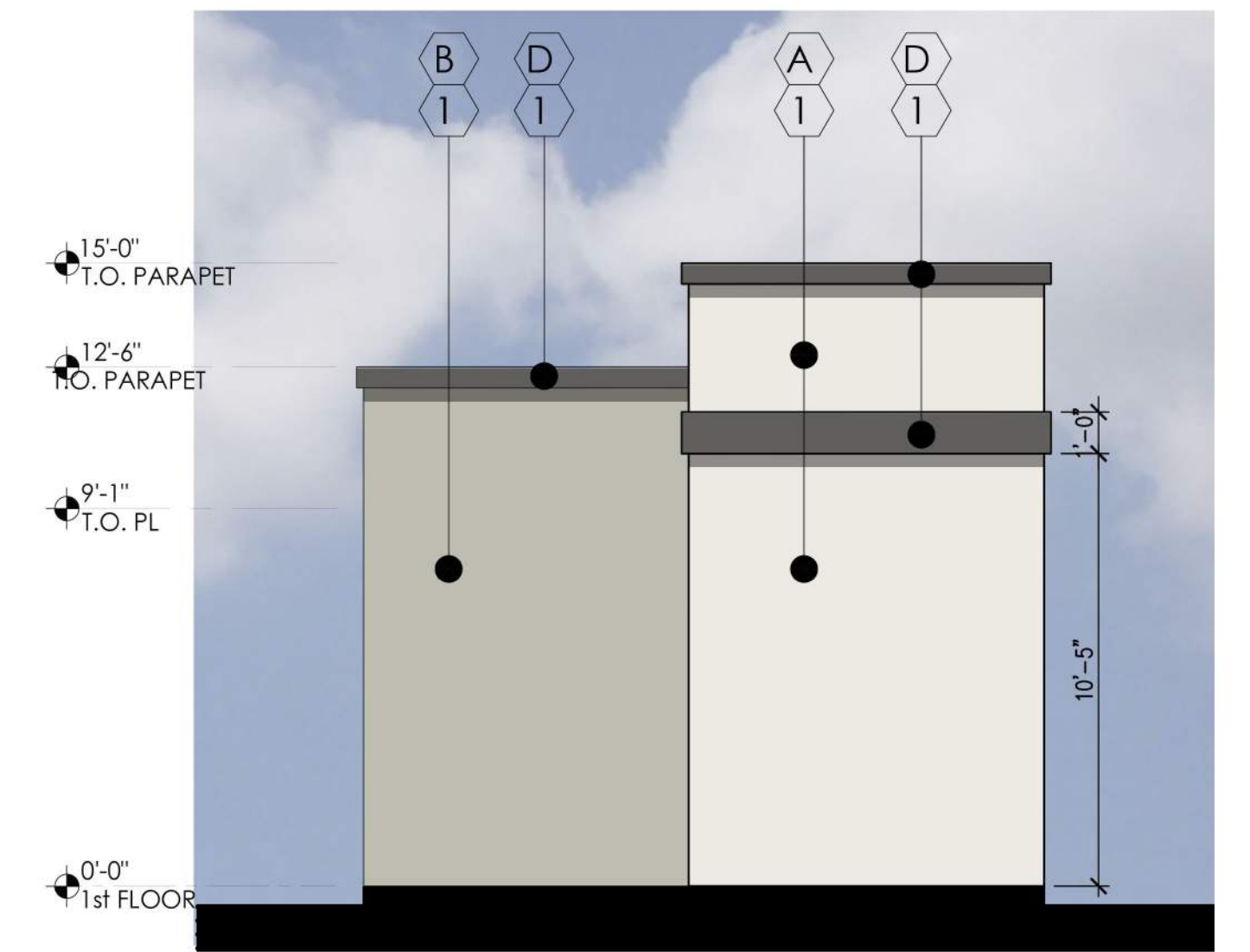
**FLOOR PLAN - MAINTENANCE BUILDING**

SCALE: 1/4" = 1'-0"



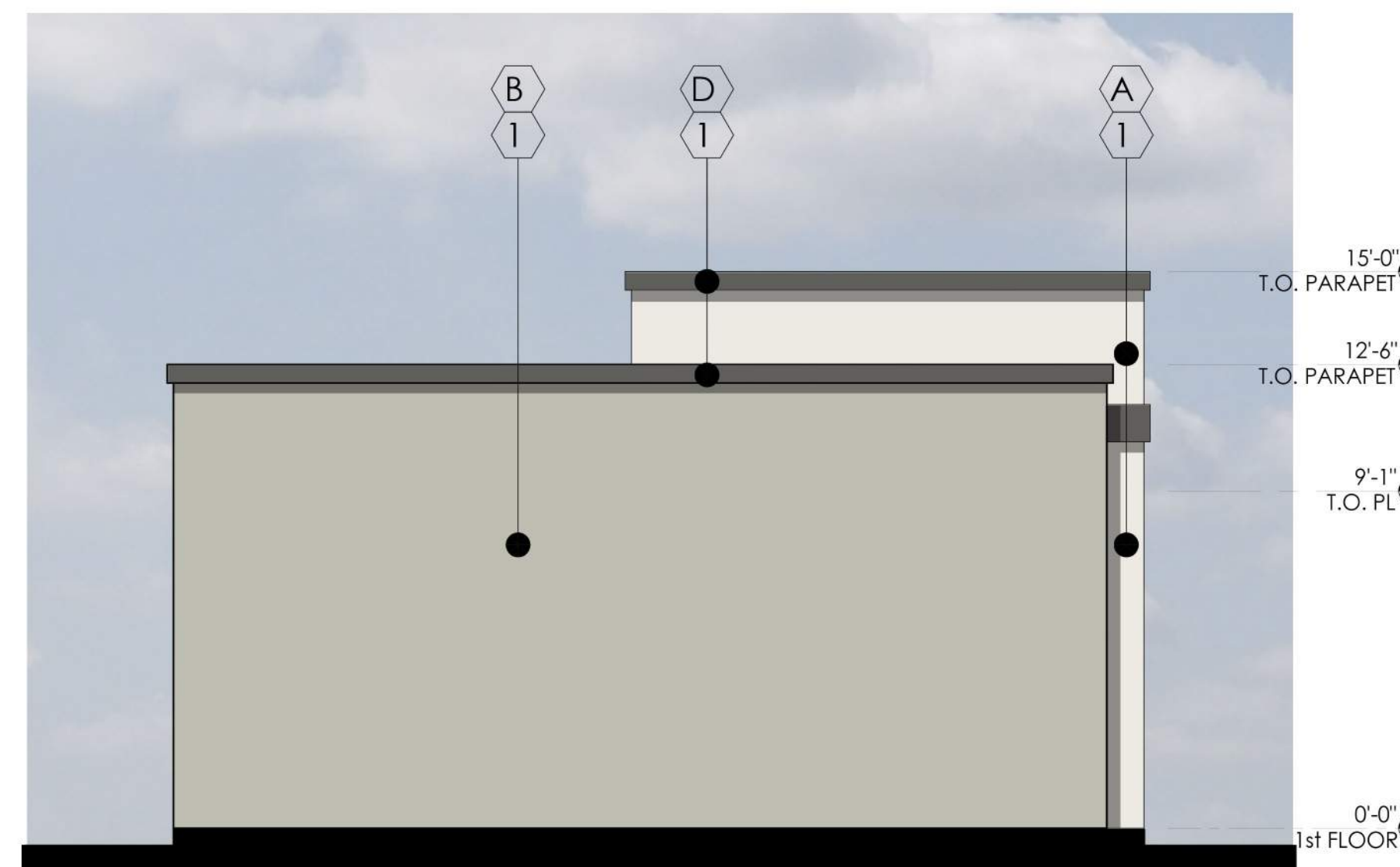
**FRONT ELEVATION**

SCALE: 1/4" = 1'-0"



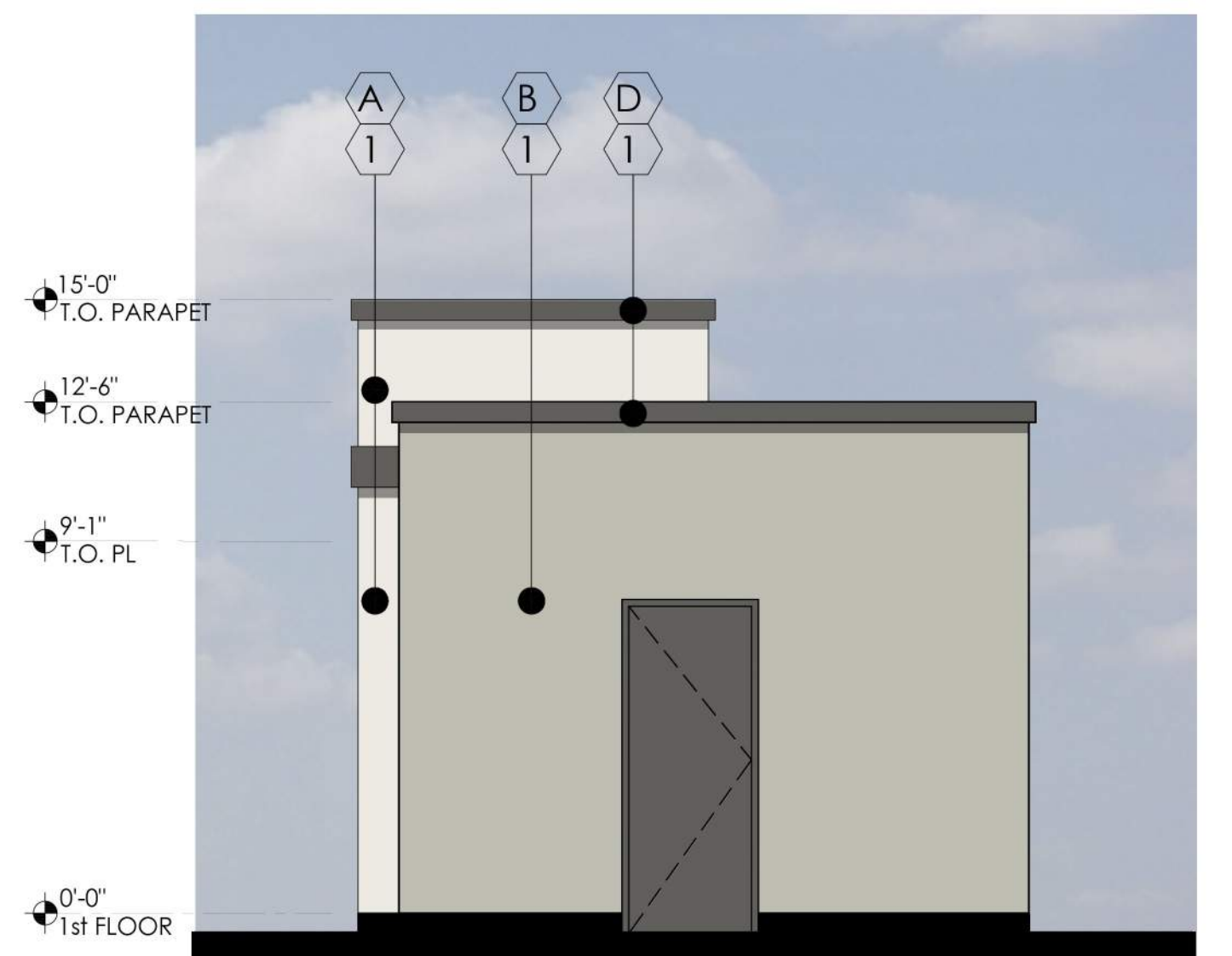
**LEFT ELEVATION**

SCALE: 1/4" = 1'-0"



**REAR ELEVATION**

SCALE: 1/4" = 1'-0"



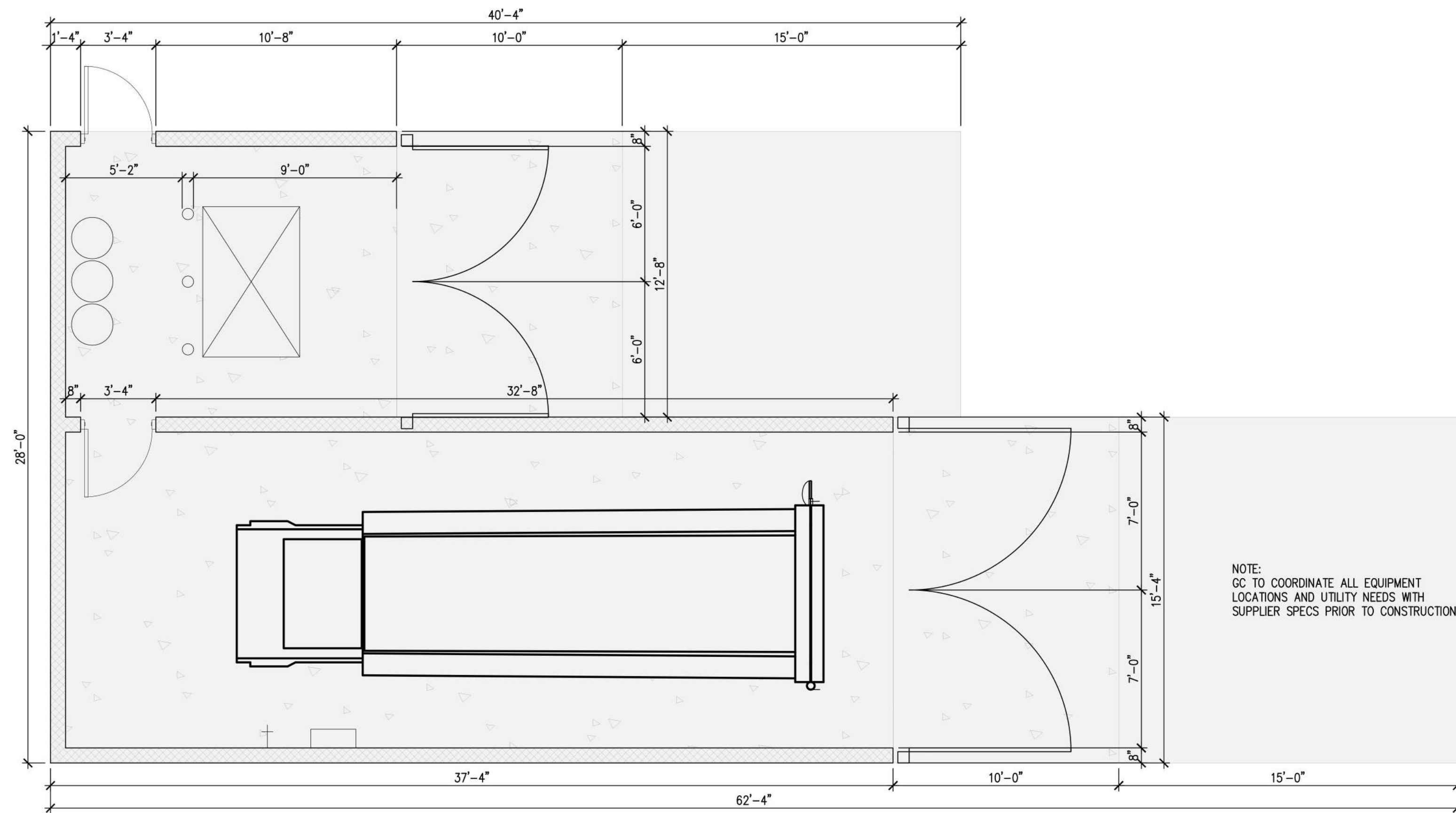
**RIGHT ELEVATION**

SCALE: 1/4" = 1'-0"



PROPOSED NEW MULTI-FAMILY PROJECT FOR:  
**EVERGREEN**  
**THE HOMESTEAD @ SIGNAL BUTTE**  
 SWC OF RUBIDIUM AVE. & SIGNAL BUTTE RD.  
 MESA, AZ

dwg name: PRELIMINARY ELEVATIONS  
 MAINTENANCE BUILDING  
 dwg no: SD4.20  
 date: 2-19-2026  
 job no: 2025.24 log no:



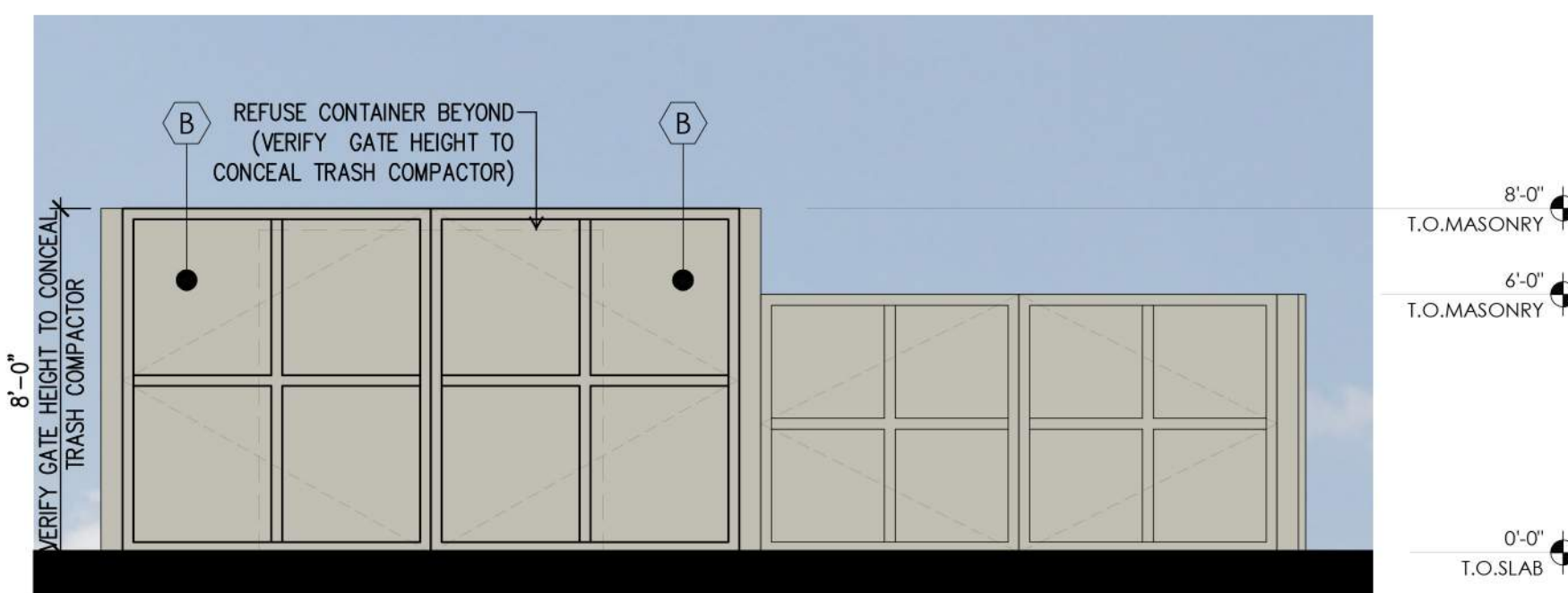
**FLOOR PLAN - TRASH ENCLOSURE**

SCALE: 1/4" = 1'-0"

EXTERIOR PAINT SCHEDULE			
TAG	MANUFACTURER	COLOR	NOTES
(A)	DUNN EDWARDS	DE6226 FOGGY DAY	BLDG COLOR
(B)	DUNN EDWARDS	DE6220 POROUS STONE	BLDG COLOR
(C)	DUNN EDWARDS	DEA156 CHERRY COLA	ACCENT BLDG COLOR
(D)	DUNN EDWARDS	DE6329 COVER OF NIGHT	TRIM, METAL WORK
(E)	DUNN EDWARDS	DE6185 LIGHT ASPIRATION	ACCENT BLDG COLOR

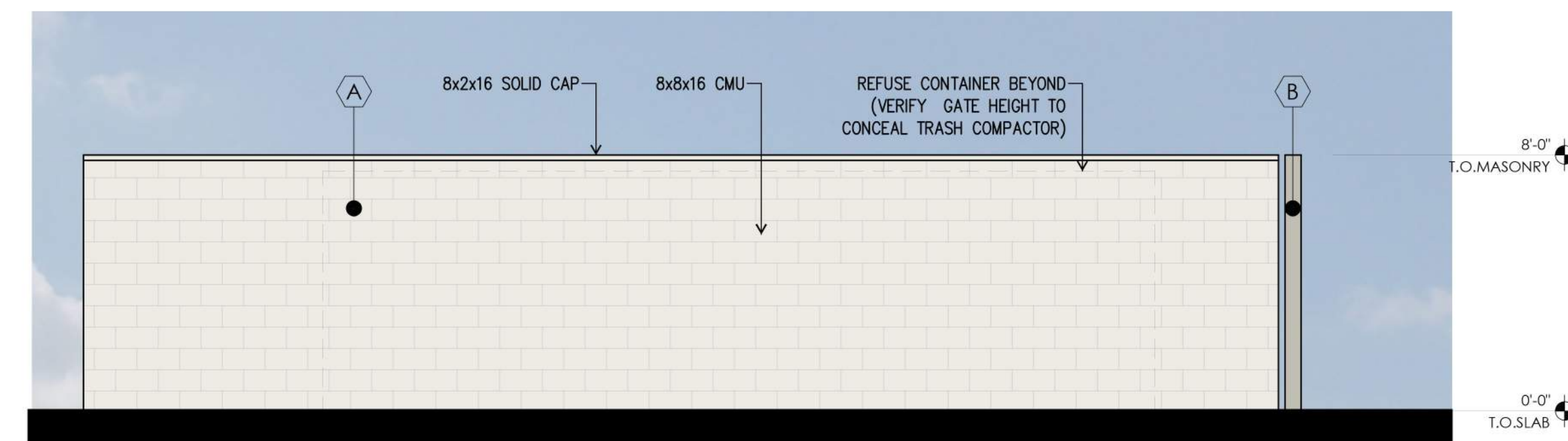
  

EXTERIOR MATERIAL SCHEDULE				
TAG	MATERIAL	MANUFACTURER	PRODUCT NO./ COLOR/ TEXTURE	NOTES
(1)	1 COAT STUCCO SYSTEM		MEDIUM SAND FINISH	
(2)	METAL RAILING			
(3)	TILE VENEER	TILEBAR	CORINTHIAN WHITE	12"X12" OR EQUAL
(4)	DECORATIVE METAL			
(5)	FASCIA POP OUT			
(6)	BRICK VENEER	ELDORADO STONE	TUNDRABRICK LATIGO	
(7)	METAL AWNING			
(8)	VINYL WINDOW		WHITE	
(9)	FOAM BAND			
(10)	METAL CANOPY			
(11)	FRAMED POPOUT			
(12)	HORIZONTAL SIDING	JAMES HARDIE		
(13)	NOT USED			
(14)	ROOF OVERHANG			



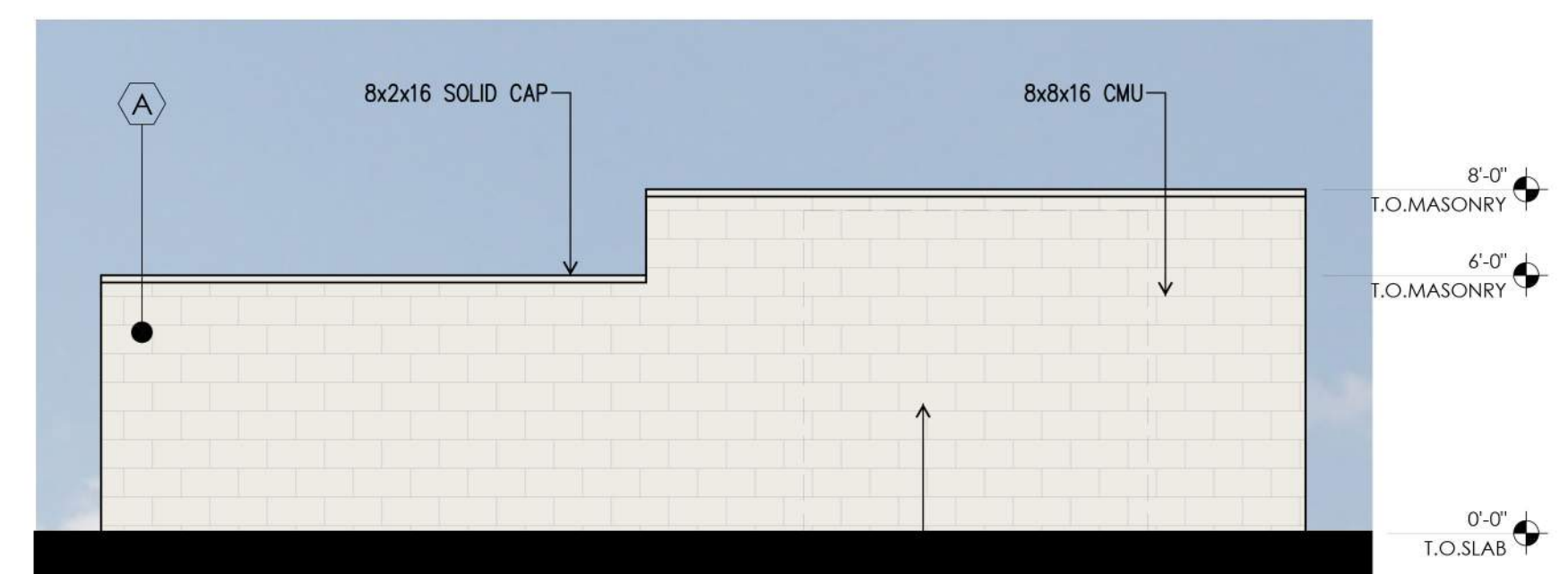
**FRONT ELEVATION - TRASH ENCLOSURE**

SCALE: 1/4" = 1'-0"



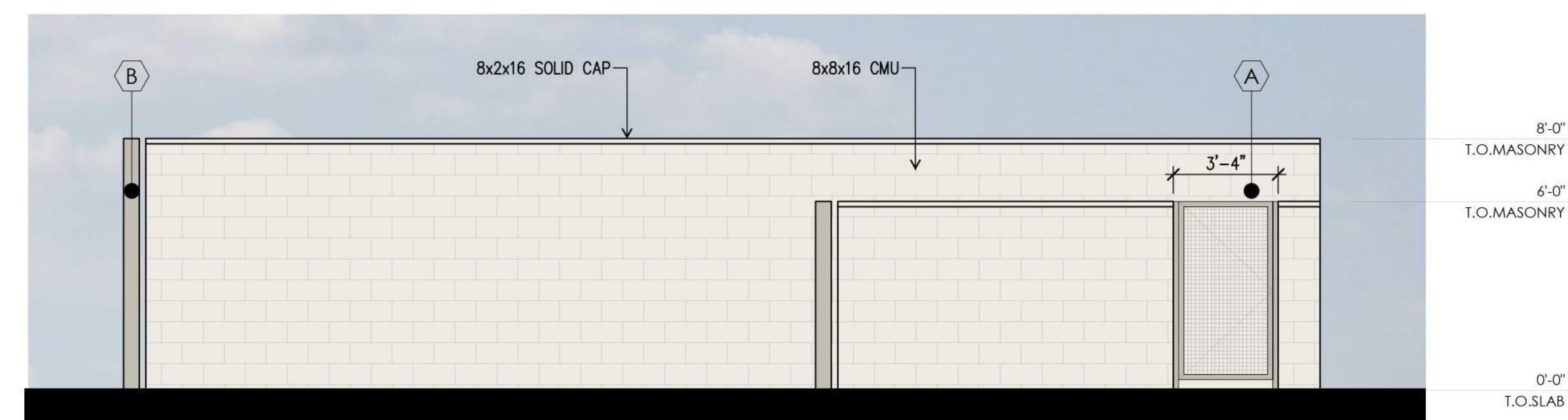
**LEFT ELEVATION - TRASH ENCLOSURE**

SCALE: 1/4" = 1'-0"



**REAR ELEVATION - TRASH ENCLOSURE**

SCALE: 1/4" = 1'-0"



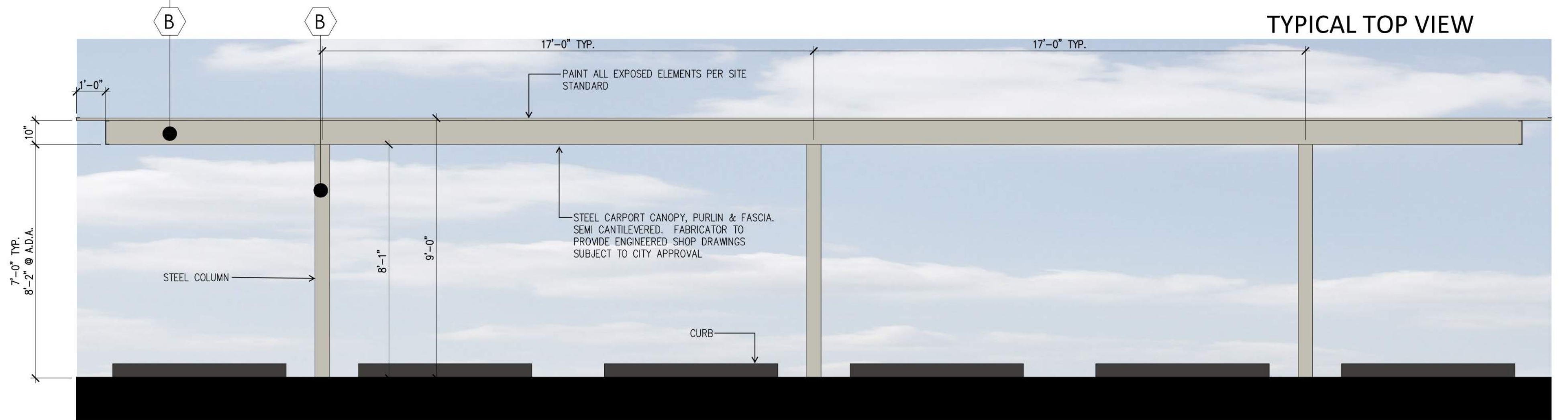
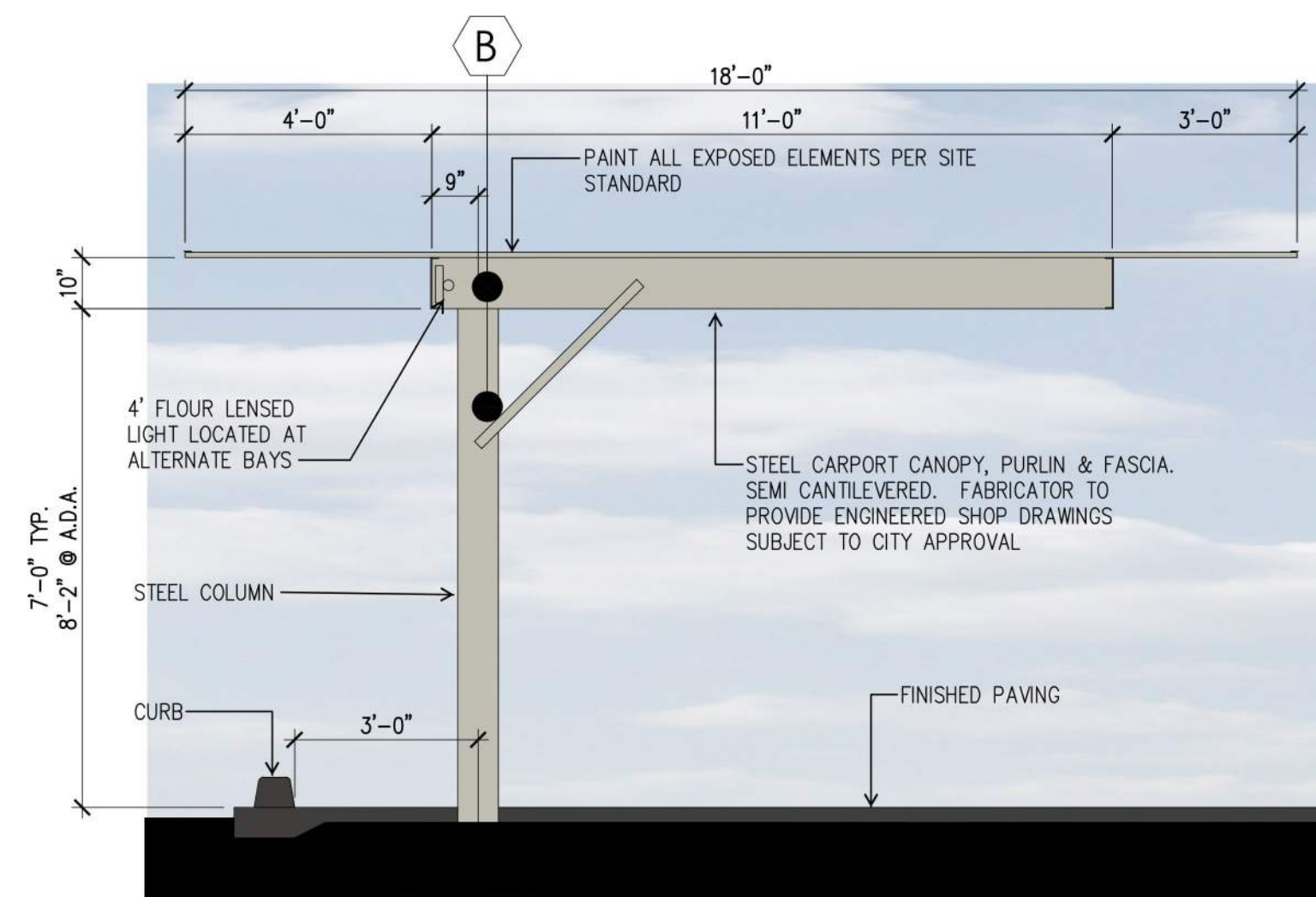
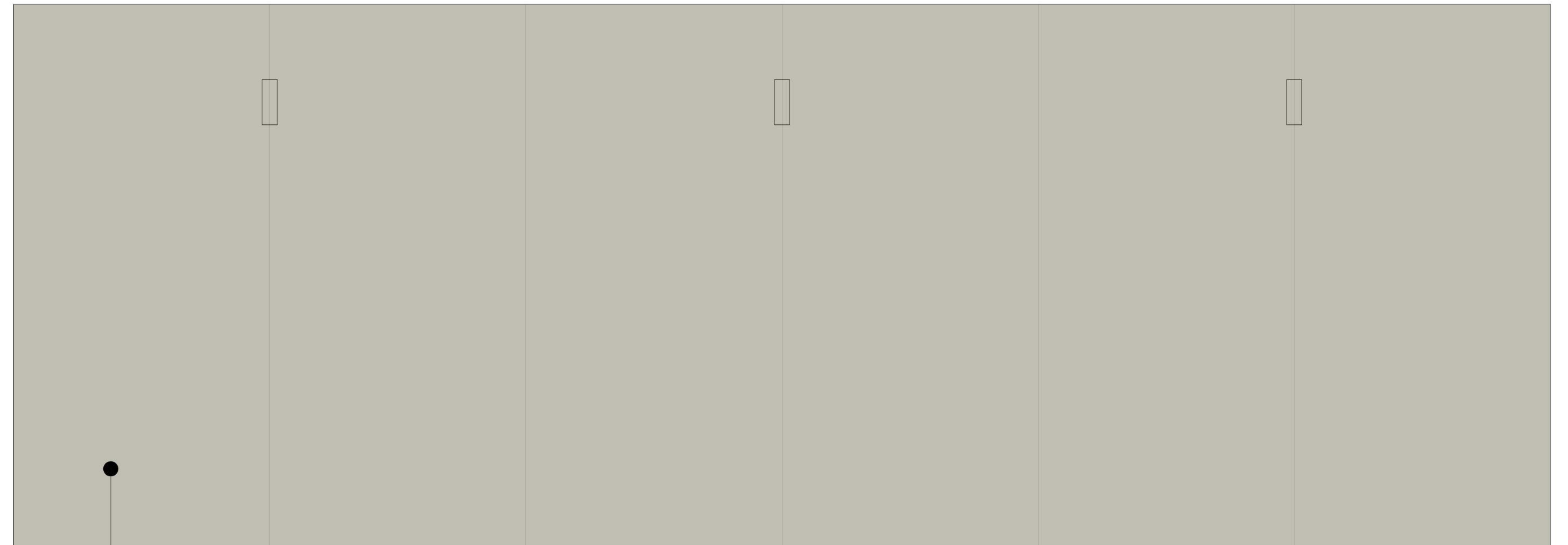
**RIGHT ELEVATION - TRASH ENCLOSURE**

SCALE: 1/4" = 1'-0"

EXTERIOR PAINT SCHEDULE			
TAG	MANUFACTURER	COLOR	NOTES
(A)	DUNN EDWARDS	DE6226 FOGGY DAY	BLDG COLOR
(B)	DUNN EDWARDS	DE6220 POROUS STONE	BLDG COLOR
(C)	DUNN EDWARDS	DEA156 CHERRY COLA	ACCENT BLDG COLOR
(D)	DUNN EDWARDS	DE6329 COVER OF NIGHT	TRIM, METAL WORK
(E)	DUNN EDWARDS	DE6185 LIGHT ASPIRATION	ACCENT BLDG COLOR

EXTERIOR MATERIAL SCHEDULE				
TAG	MATERIAL	MANUFACTURER	PRODUCT NO./ COLOR/ TEXTURE	NOTES
(1)	1 COAT STUCCO SYSTEM		MEDIUM SAND FINISH	
(2)	METAL RAILING			
(3)	TILE VENEER	TILEBAR	CORINTHIAN WHITE	12"X12" OR EQUAL
(4)	DECORATIVE METAL			
(5)	FASCIA POP OUT			
(6)	BRICK VENEER	ELDORADO STONE	TUNDRABRICK LATIGO	
(7)	METAL AWNING			
(8)	VINYL WINDOW		WHITE	
(9)	FOAM BAND			
(10)	METAL CANOPY			
(11)	FRAMED POPOUT			
(12)	HORIZONTAL SIDING	JAMES HARDIE		
(13)	NOT USED			
(14)	ROOF OVERHANG			



TYPICAL TOP VIEW

TYPICAL ELEVATION

111 CARPORT SECTION  
3/8" = 1'-0"



FRONT / BACK ELEVATION

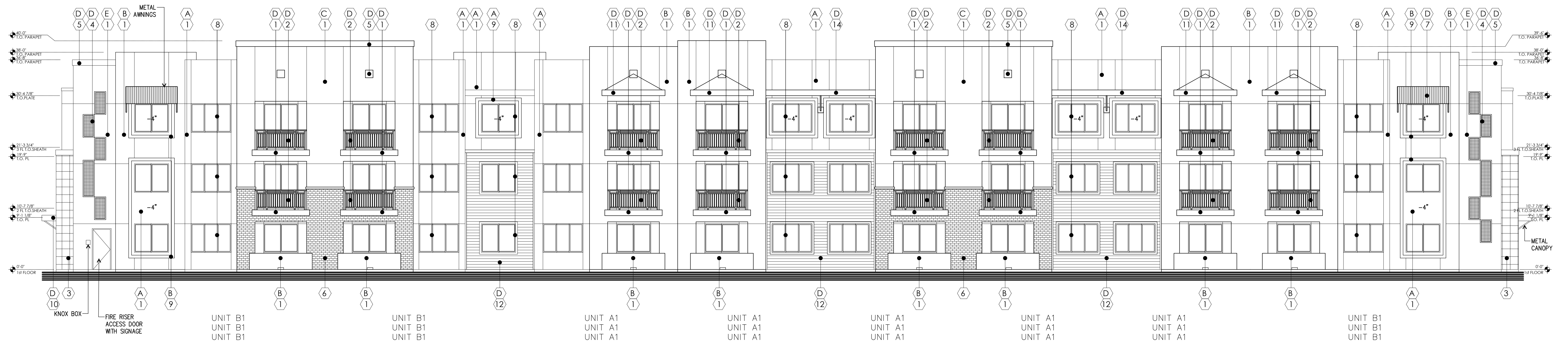


SIDE ELEVATION



FRONT / BACK ELEVATION

TYPICAL BUILDING ELEVATIONS



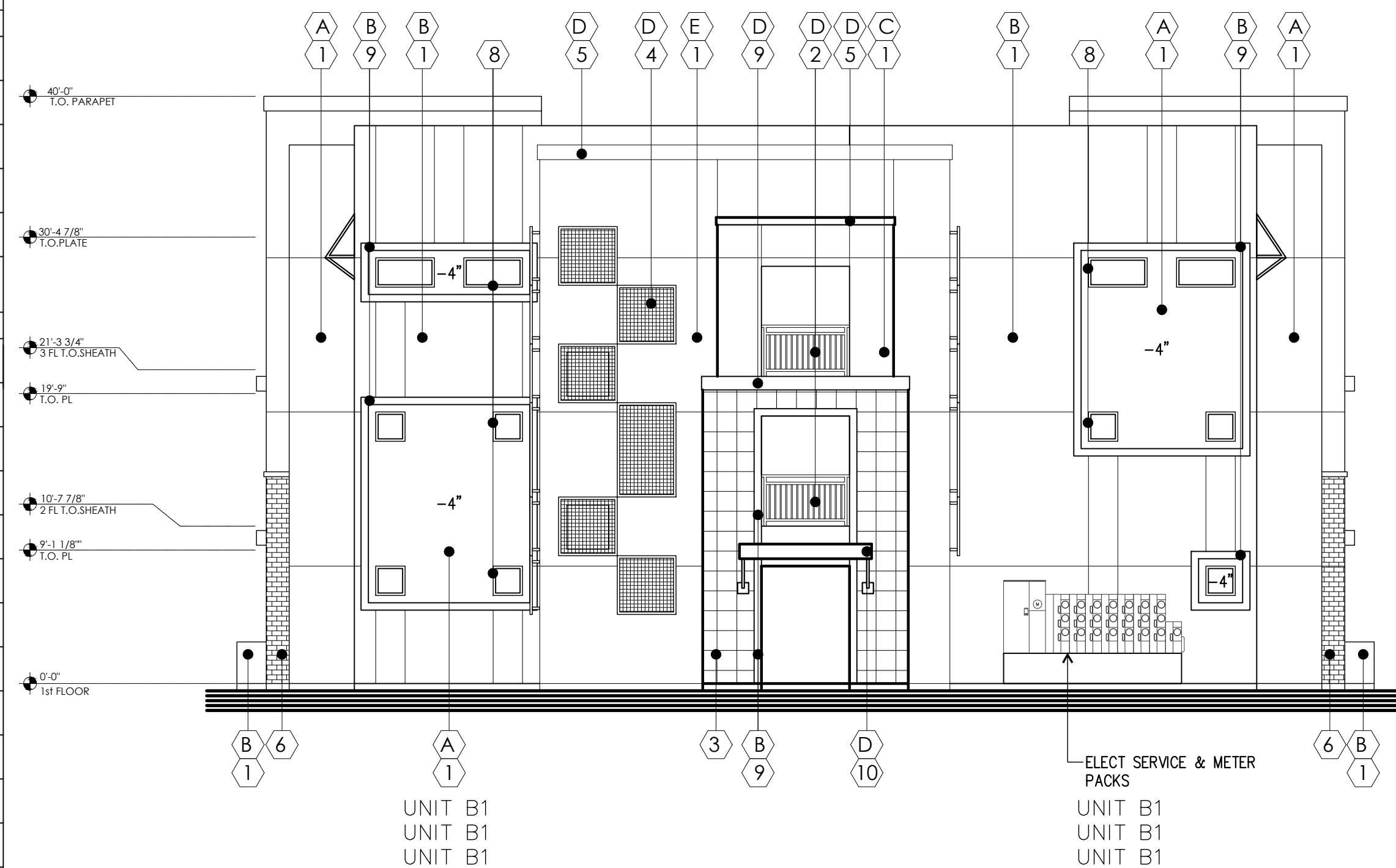
**ELEVATION A - BLDG TYPE 1**

SCALE: 1/8" = 1'-0"

EXTERIOR PAINT SCHEDULE			
TAG	MANUFACTURER	COLOR	NOTES
(A)	DUNN EDWARDS	DE6226 FOGGY DAY	BLDG COLOR
(B)	DUNN EDWARDS	DE6220 POROUS STONE	BLDG COLOR
(C)	DUNN EDWARDS	DEA156 CHERRY COLA	ACCENT BLDG COLOR
(D)	DUNN EDWARDS	DE6329 COVER OF NIGHT	TRIM, METAL WORK
(E)	DUNN EDWARDS	DE6185 LIGHT ASPIRATION	ACCENT BLDG COLOR

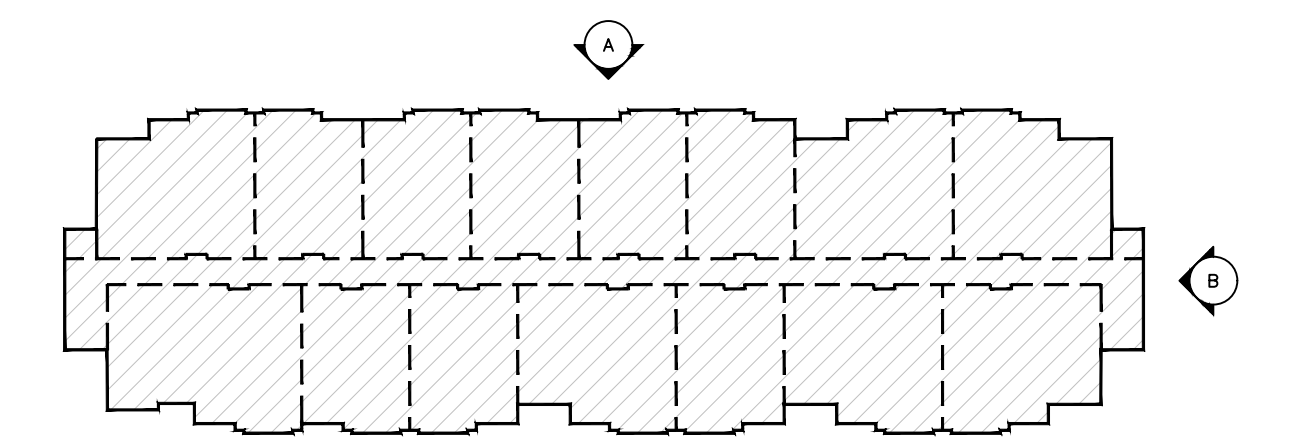
  

EXTERIOR MATERIAL SCHEDULE				
TAG	MATERIAL	MANUFACTURER	PRODUCT NO. / COLOR / TEXTURE	NOTES
(1)	1 COAT STUCCO SYSTEM		MEDIUM SAND FINISH	
(2)	METAL RAILING			
(3)	TILE VENEER	TILEBAR	CORINTHIAN WHITE	12"X12" OR EQUAL
(4)	DECORATIVE METAL			
(5)	FASCIA POP OUT			
(6)	BRICK VENEER	ELDORADO STONE	TUNDRABRICK LATIGO	
(7)	METAL AWNING			
(8)	VINYL WINDOW		WHITE	
(9)	FOAM BAND			
(10)	METAL CANOPY			
(11)	FRAMED POPOUT			
(12)	HORIZONTAL SIDING	JAMES HARDIE		
(13)	NOT USED			
(14)	ROOF OVERHANG			



**ELEVATION B - BLDG TYPE 1**

SCALE: 1/8" = 1'-0"

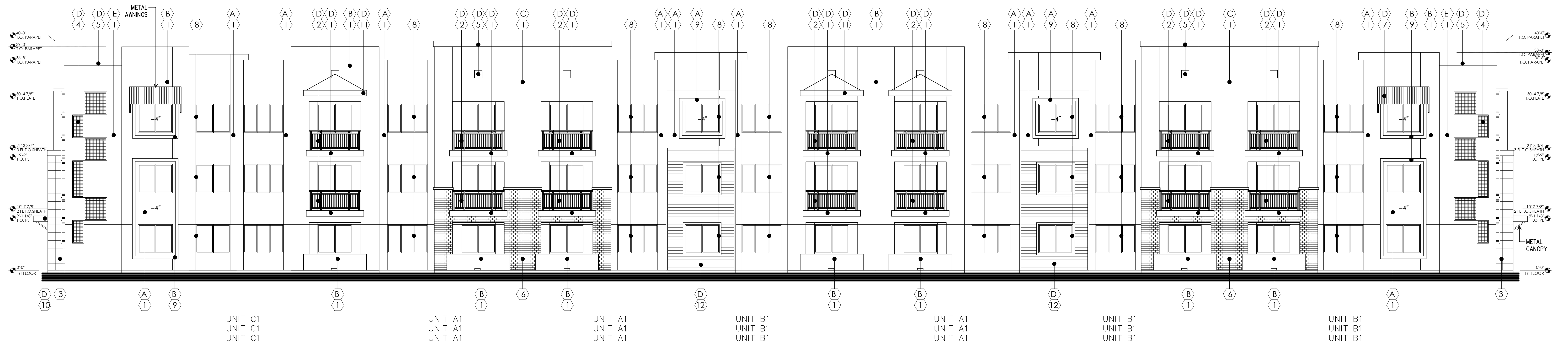


**KEY PLAN**



PROPOSED NEW MULTI-FAMILY PROJECT FOR:  
**EVERGREEN**  
**THE HOMESTEAD @ SIGNAL BUTTE**  
SWC OF RUBIDIUM AVE. & SIGNAL BUTTE RD.  
MESA, AZ

dwg name: PRELIMINARY ELEVATIONS  
BUILDING TYPE 1  
dwg no: SD2.12  
date: 2-19-2026  
job no: 2025.24 log no:



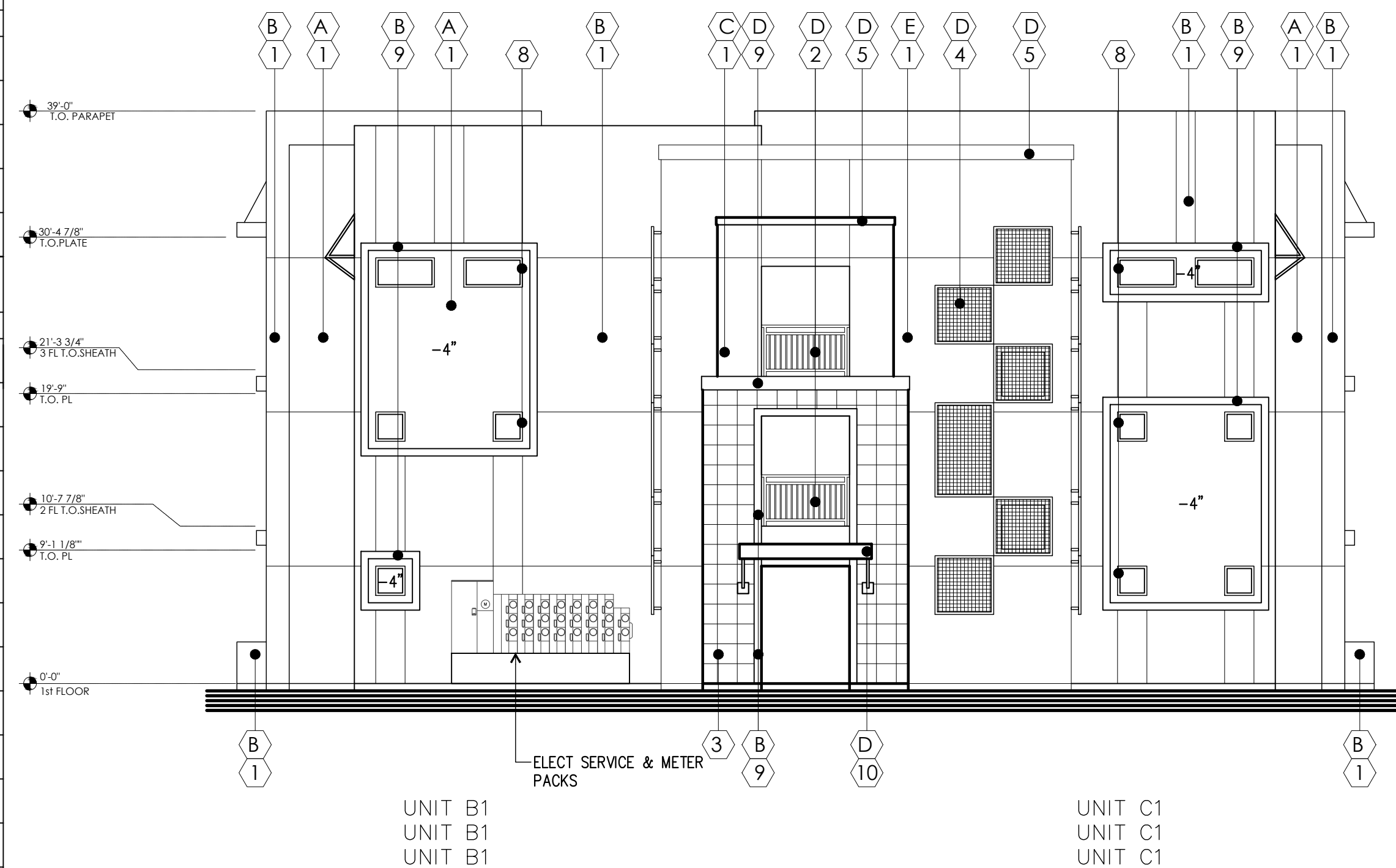
**ELEVATION C - BLDG TYPE 1**

SCALE: 1/8" = 1'-0"

EXTERIOR PAINT SCHEDULE			
TAG	MANUFACTURER	COLOR	NOTES
(A)	DUNN EDWARDS	DE6226 FOGGY DAY	BLDG COLOR
(B)	DUNN EDWARDS	DE6220 POROUS STONE	BLDG COLOR
(C)	DUNN EDWARDS	DEA156 CHERRY COLA	ACCENT BLDG COLOR
(D)	DUNN EDWARDS	DE6329 COVER OF NIGHT	TRIM, METAL WORK
(E)	DUNN EDWARDS	DE6185 LIGHT ASPIRATION	ACCENT BLDG COLOR

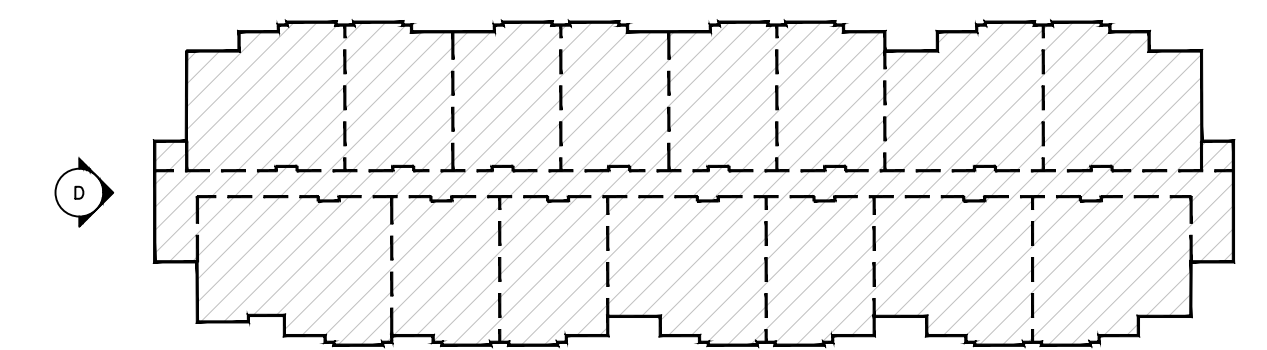
  

EXTERIOR MATERIAL SCHEDULE				
TAG	MATERIAL	MANUFACTURER	PRODUCT NO./ COLOR/ TEXTURE	NOTES
(1)	1 COAT STUCCO SYSTEM		MEDIUM SAND FINISH	
(2)	METAL RAILING			
(3)	TILE VENEER	TILEBAR	CORINTHIAN WHITE	12"x12" OR EQUAL
(4)	DECORATIVE METAL			
(5)	FASCIA POP OUT			
(6)	BRICK VENEER	ELDORADO STONE	TUNDRABRICK LATIGO	
(7)	METAL AWNING			
(8)	VINYL WINDOW		WHITE	
(9)	FOAM BAND			
(10)	METAL CANOPY			
(11)	FRAMED POPOUT			
(12)	HORIZONTAL SIDING	JAMES HARDIE		
(13)	NOT USED			
(14)	ROOF OVERHANG			



**ELEVATION D - BLDG TYPE 1**

SCALE: 1/8" = 1'-0"

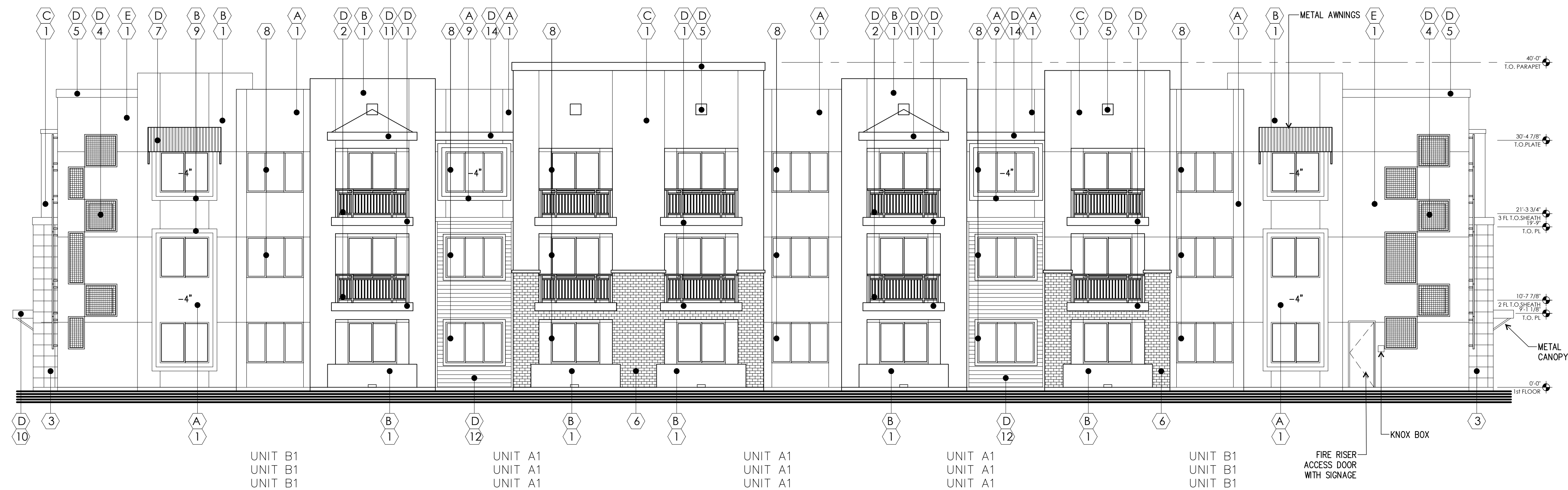


**KEY PLAN**



PROPOSED NEW MULTI-FAMILY PROJECT FOR:  
**EVERGREEN**  
**THE HOMESTEAD @ SIGNAL BUTTE**  
 SWC OF RUBIDIUM AVE. & SIGNAL BUTTE RD.  
 MESA, AZ

dwg name: PRELIMINARY ELEVATIONS  
 BUILDING TYPE 1  
 dwg no: SD2.13  
 date: 2-19-2026  
 job no: 2025.24 log no:



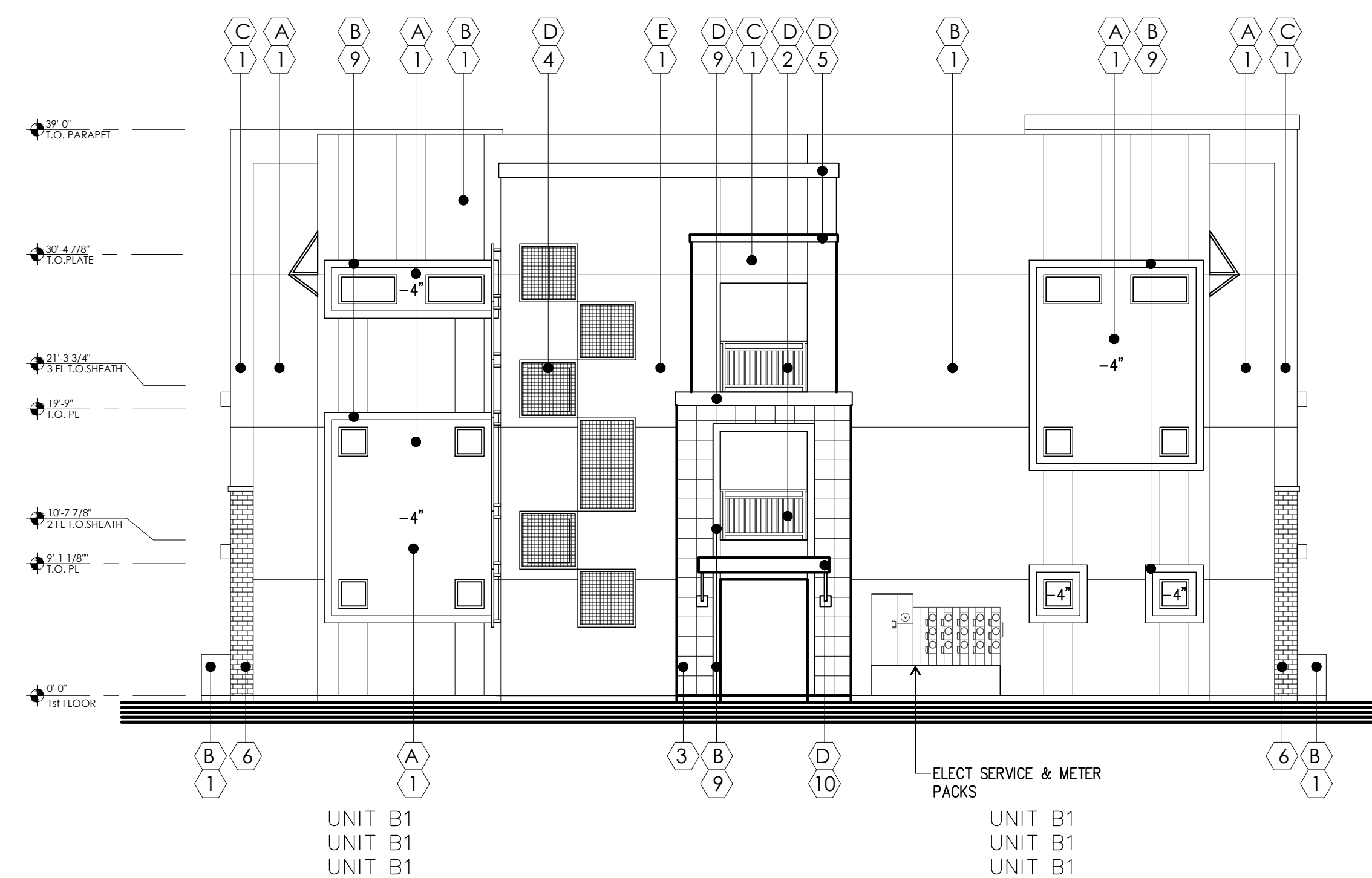
**ELEVATION A - BLDG TYPE 2**

SCALE: 1/8" = 1'-0"

EXTERIOR PAINT SCHEDULE			
TAG	MANUFACTURER	COLOR	NOTES
(A)	DUNN EDWARDS	DE6226 FOGGY DAY	BLDG COLOR
(B)	DUNN EDWARDS	DE6220 POROUS STONE	BLDG COLOR
(C)	DUNN EDWARDS	DEA156 CHERRY COLA	ACCENT BLDG COLOR
(D)	DUNN EDWARDS	DE6329 COVER OF NIGHT	TRIM, METAL WORK
(E)	DUNN EDWARDS	DE6185 LIGHT ASPIRATION	ACCENT BLDG COLOR

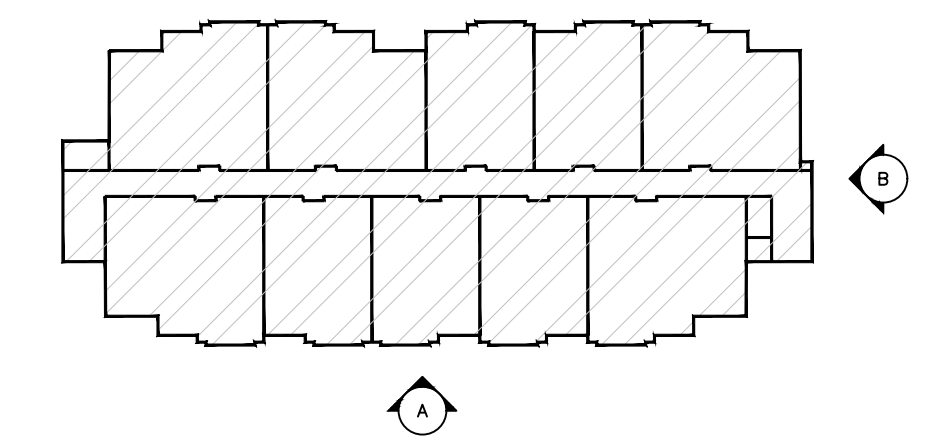
  

EXTERIOR MATERIAL SCHEDULE				
TAG	MATERIAL	MANUFACTURER	PRODUCT NO. / COLOR / TEXTURE	NOTES
(1)	1 COAT STUCCO SYSTEM		MEDIUM SAND FINISH	
(2)	METAL RAILING			
(3)	TILE VENEER	TILEBAR	CORINTHIAN WHITE	12"x12" OR EQUAL
(4)	DECORATIVE METAL			
(5)	FASCIA POP OUT			
(6)	BRICK VENEER	ELDORADO STONE	TUNDRABRICK LATIGO	
(7)	METAL AWNING			
(8)	VINYL WINDOW		WHITE	
(9)	FOAM BAND			
(10)	METAL CANOPY			
(11)	FRAMED POPOUT			
(12)	HORIZONTAL SIDING	JAMES HARDIE		
(13)	NOT USED			
(14)	ROOF OVERHANG			



**ELEVATION B - BLDG TYPE 2**

SCALE: 1/8" = 1'-0"

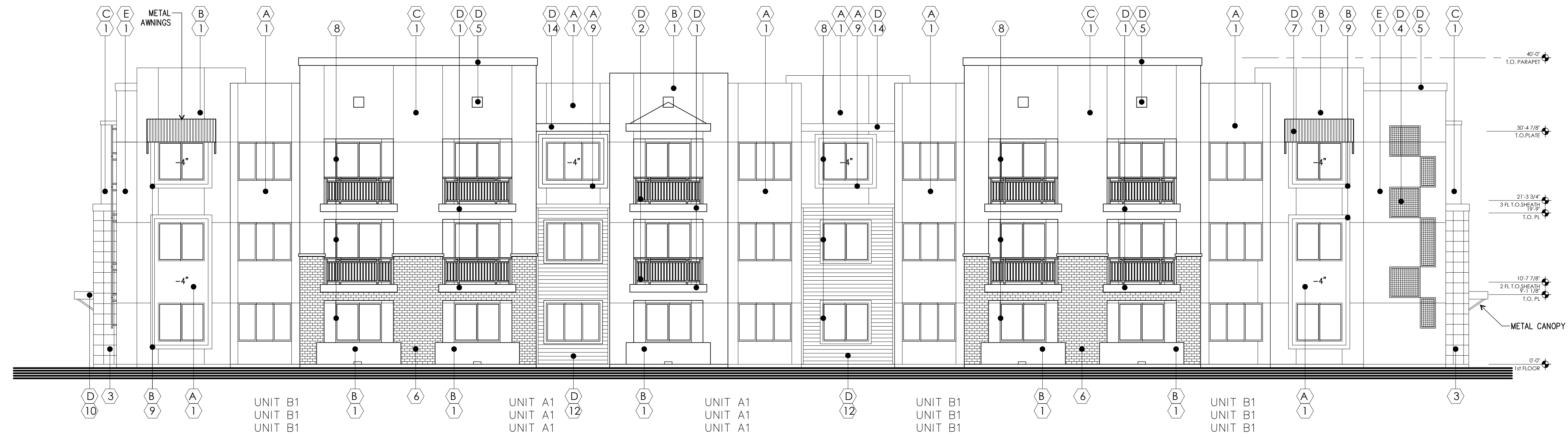


**KEY PLAN**



PROPOSED NEW MULTI-FAMILY PROJECT FOR:  
**EVERGREEN**  
**THE HOMESTEAD @ SIGNAL BUTTE**  
 SWC OF RUBIDIUM AVE. & SIGNAL BUTTE RD.  
 MESA, AZ

dwg name: PRELIMINARY ELEVATIONS  
 BUILDING TYPE 2  
 dwg no: SD2.22  
 date: 2-19-2026  
 job no: 2025.24 log no:



**EXTERIOR PAINT SCHEDULE**

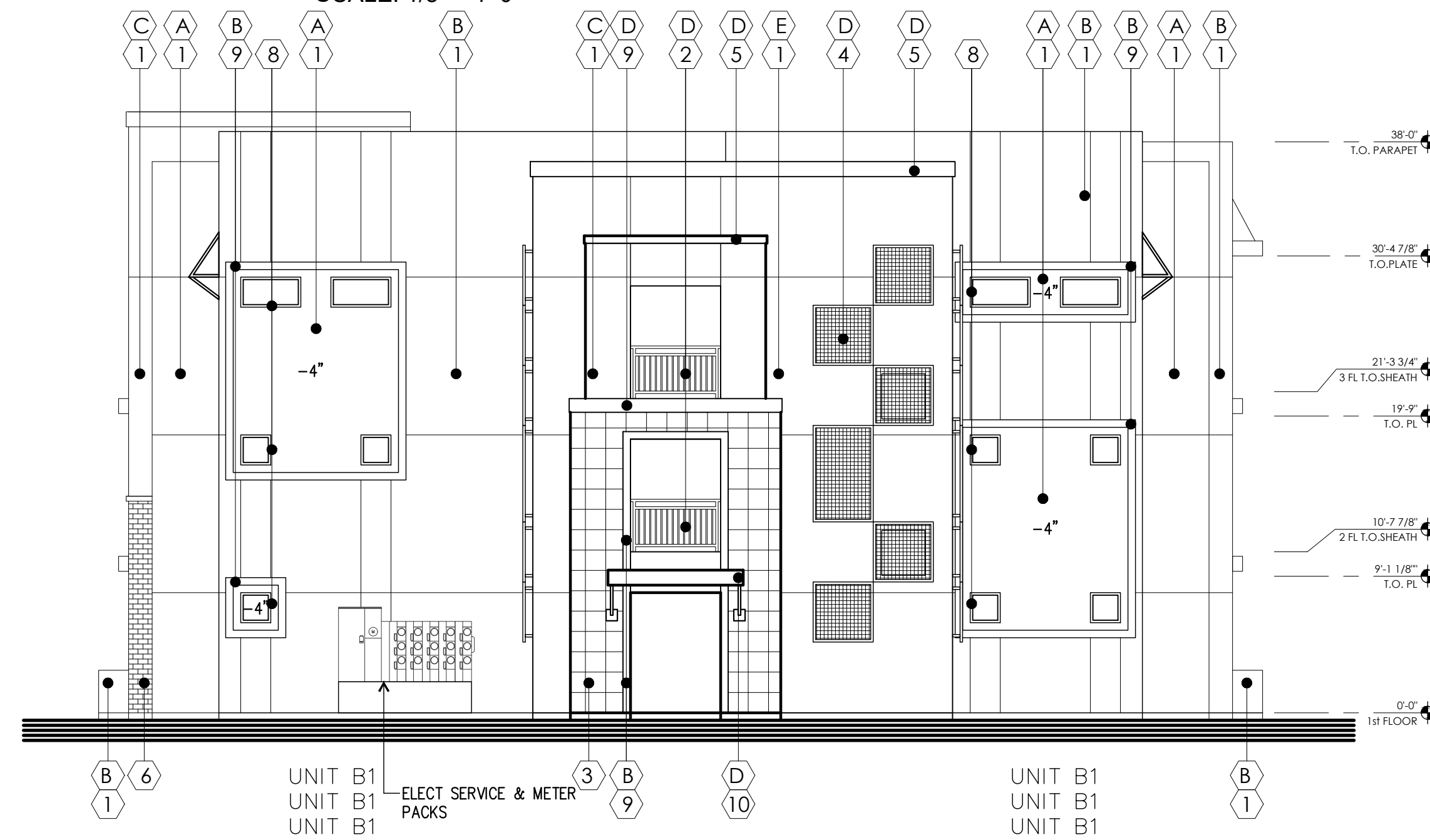
TAG	MANUFACTURER	COLOR	NOTES
(A)	DUNN EDWARDS	DE6226 FOGGY DAY	BLDG COLOR
(B)	DUNN EDWARDS	DE6220 POROUS STONE	BLDG COLOR
(C)	DUNN EDWARDS	DEA156 CHERRY COLA	ACCENT BLDG COLOR
(D)	DUNN EDWARDS	DE6329 COVER OF NIGHT	TRIM, METAL WORK
(E)	DUNN EDWARDS	DE6185 LIGHT ASPIRATION	ACCENT BLDG COLOR

**EXTERIOR MATERIAL SCHEDULE**

TAG	MATERIAL	MANUFACTURER	PRODUCT NO./ COLOR/ TEXTURE	NOTES
(1)	1 COAT STUCCO SYSTEM		MEDIUM SAND FINISH	
(2)	METAL RAILING			
(3)	TILE VENEER	TILEBAR	CORINTHIAN WHITE	12"X12" OR EQUAL
(4)	DECORATIVE METAL			
(5)	FASCIA POP OUT			
(6)	BRICK VENEER	ELDORADO STONE	TUNDRABRICK LATIGO	
(7)	METAL AWNING			
(8)	VINYL WINDOW		WHITE	
(9)	FOAM BAND			
(10)	METAL CANOPY			
(11)	FRAMED POPOUT			
(12)	HORIZONTAL SIDING	JAMES HARDIE		
(13)	NOT USED			
(14)	ROOF OVERHANG			

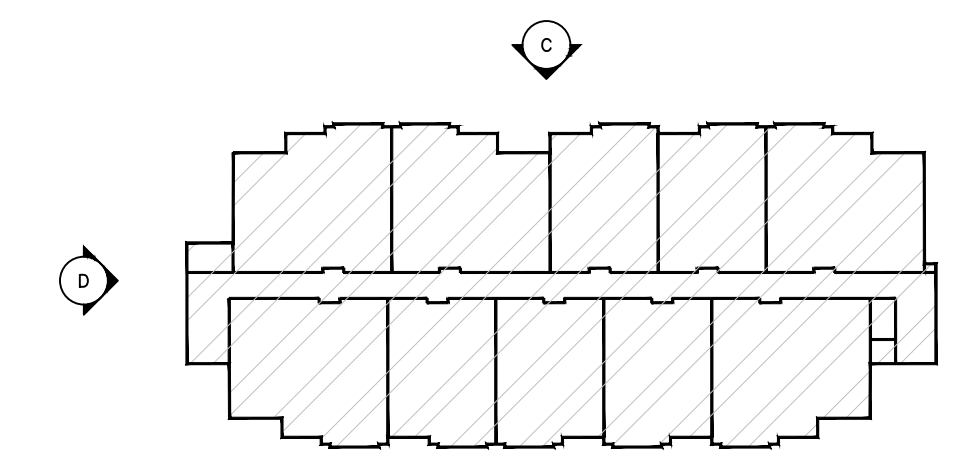
**ELEVATION C - BLDG TYPE 2**

SCALE: 1/8" = 1'-0"



**ELEVATION D - BLDG TYPE 2**

SCALE: 1/8" = 1'-0"

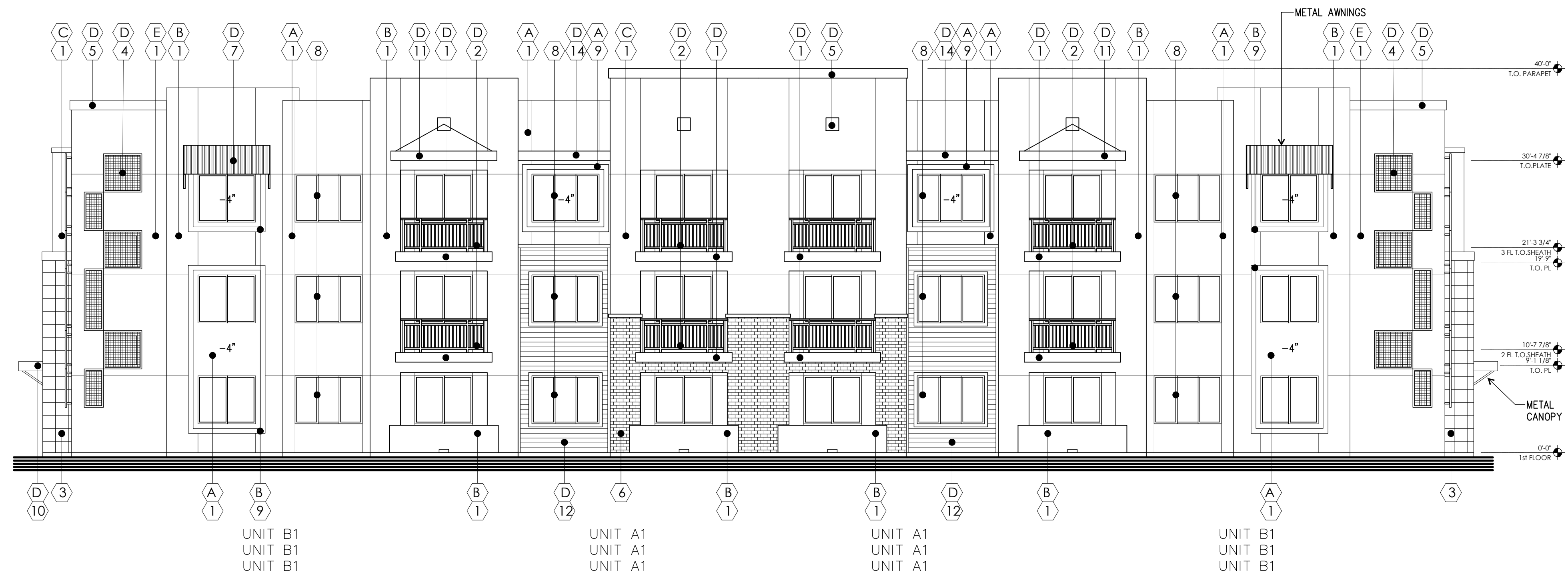


KEY PLAN



PROPOSED NEW MULTI-FAMILY PROJECT FOR:  
**EVERGREEN**  
**THE HOMESTEAD @ SIGNAL BUTTE**  
 SWC OF RUBIDIUM AVE. & SIGNAL BUTTE RD.  
 MESA, AZ

dwg name: PRELIMINARY ELEVATIONS  
 BUILDING TYPE 2  
 dwg no: SD2.23  
 date: 2-19-2026  
 job no: 2025.24 log no:



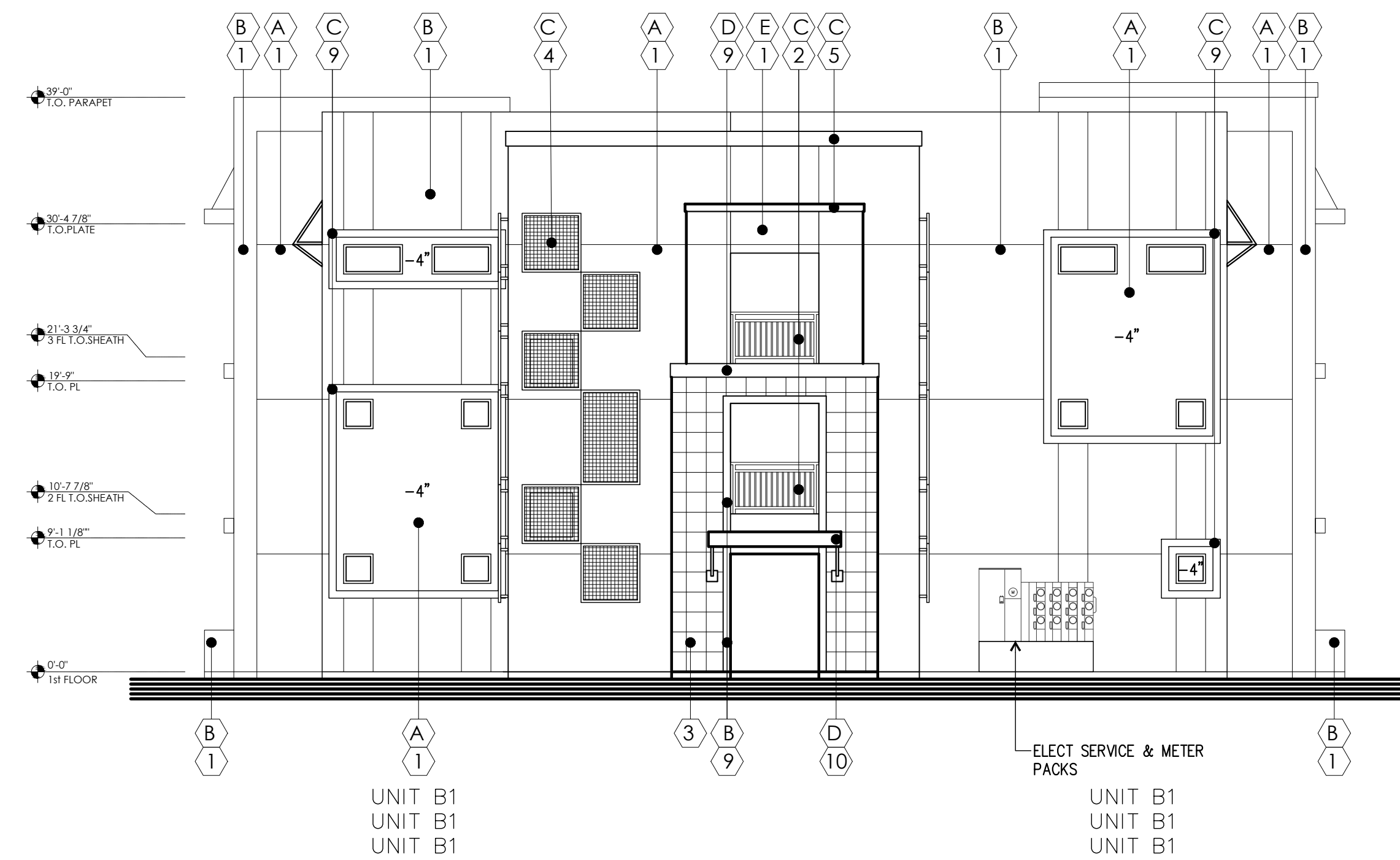
**ELEVATION A - BLDG TYPE 3**

SCALE: 1/8" = 1'-0"

EXTERIOR PAINT SCHEDULE			
TAG	MANUFACTURER	COLOR	NOTES
(A)	DUNN EDWARDS	DE6226 FOGGY DAY	BLDG COLOR
(B)	DUNN EDWARDS	DE6220 POROUS STONE	BLDG COLOR
(C)	DUNN EDWARDS	DEA156 CHERRY COLA	ACCENT BLDG COLOR
(D)	DUNN EDWARDS	DE6329 COVER OF NIGHT	TRIM, METAL WORK
(E)	DUNN EDWARDS	DE6185 LIGHT ASPIRATION	ACCENT BLDG COLOR

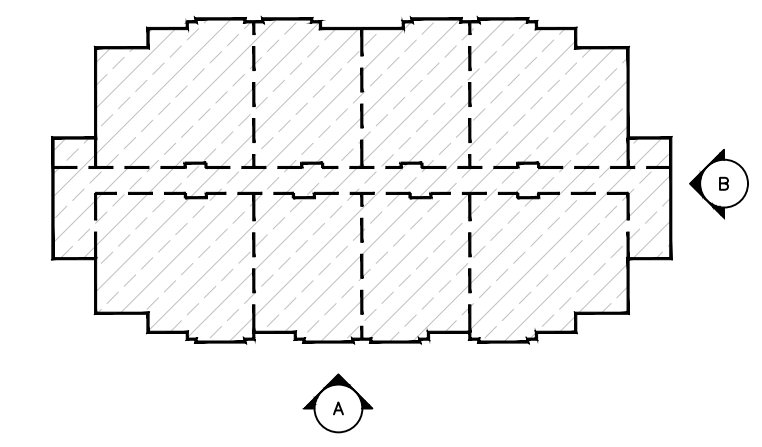
  

EXTERIOR MATERIAL SCHEDULE				
TAG	MATERIAL	MANUFACTURER	PRODUCT NO. / COLOR / TEXTURE	NOTES
(1)	1 COAT STUCCO SYSTEM		MEDIUM SAND FINISH	
(2)	METAL RAILING			
(3)	TILE VENEER	TILEBAR	CORINTHIAN WHITE	12"x12" OR EQUAL
(4)	DECORATIVE METAL			
(5)	FASCIA POP OUT			
(6)	BRICK VENEER	ELDORADO STONE	TUNDRABRICK LATIGO	
(7)	METAL AWNING			
(8)	VINYL WINDOW		WHITE	
(9)	FOAM BAND			
(10)	METAL CANOPY			
(11)	FRAMED POPOUT			
(12)	HORIZONTAL SIDING	JAMES HARDIE		
(13)	NOT USED			
(14)	ROOF OVERHANG			



**ELEVATION B - BLDG TYPE 3**

SCALE: 1/8" = 1'-0"



**KEY PLAN**



PROPOSED NEW MULTI-FAMILY PROJECT FOR:  
**EVERGREEN**  
**THE HOMESTEAD @ SIGNAL BUTTE**  
 SWC OF RUBIDIUM AVE. & SIGNAL BUTTE RD.  
 MESA, AZ

dwg name: PRELIMINARY ELEVATIONS  
 BUILDING TYPE 3  
 dwg no: SD2.32  
 date: 2-19-2026  
 job no: 2025.24 log no:



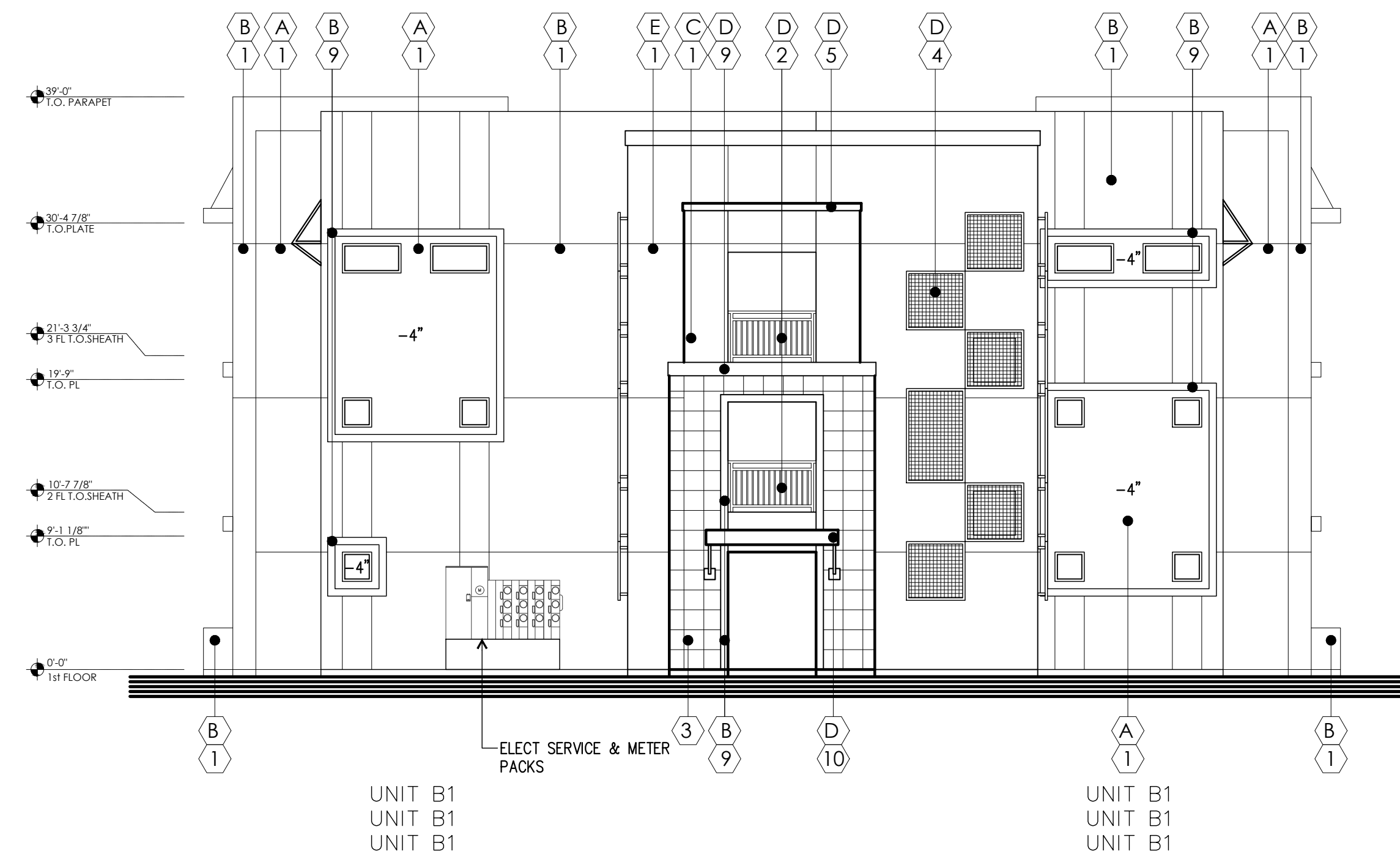
**ELEVATION C - BLDG TYPE 3**

SCALE: 1/8" = 1'-0"

EXTERIOR PAINT SCHEDULE			
TAG	MANUFACTURER	COLOR	NOTES
(A)	DUNN EDWARDS	DE6226 FOGGY DAY	BLDG COLOR
(B)	DUNN EDWARDS	DE6220 POROUS STONE	BLDG COLOR
(C)	DUNN EDWARDS	DEA156 CHERRY COLA	ACCENT BLDG COLOR
(D)	DUNN EDWARDS	DE6329 COVER OF NIGHT	TRIM, METAL WORK
(E)	DUNN EDWARDS	DE6185 LIGHT ASPIRATION	ACCENT BLDG COLOR

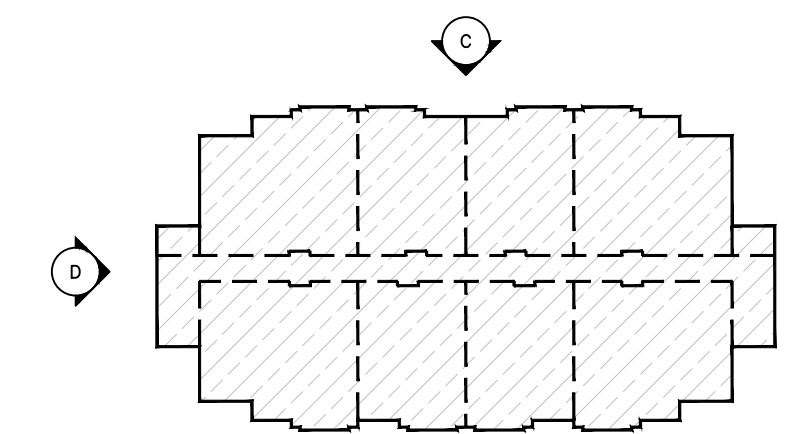
  

EXTERIOR MATERIAL SCHEDULE				
TAG	MATERIAL	MANUFACTURER	PRODUCT NO. / COLOR / TEXTURE	NOTES
(1)	1 COAT STUCCO SYSTEM		MEDIUM SAND FINISH	
(2)	METAL RAILING			
(3)	TILE VENEER	TILEBAR	CORINTHIAN WHITE	12"X12" OR EQUAL
(4)	DECORATIVE METAL			
(5)	FASCIA POP OUT			
(6)	BRICK VENEER	ELDORADO STONE	TUNDRABRICK LATIGO	
(7)	METAL AWNING			
(8)	VINYL WINDOW		WHITE	
(9)	FOAM BAND			
(10)	METAL CANOPY			
(11)	FRAMED POPOUT			
(12)	HORIZONTAL SIDING	JAMES HARDIE		
(13)	NOT USED			
(14)	ROOF OVERHANG			

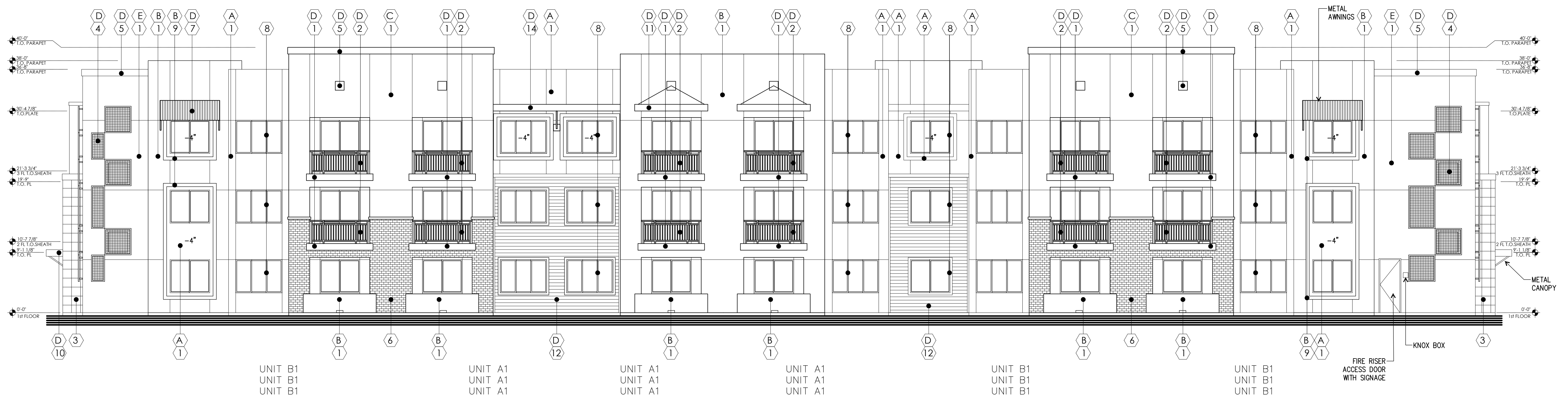


**ELEVATION D - BLDG TYPE 3**

SCALE: 1/8" = 1'-0"



**KEY PLAN**



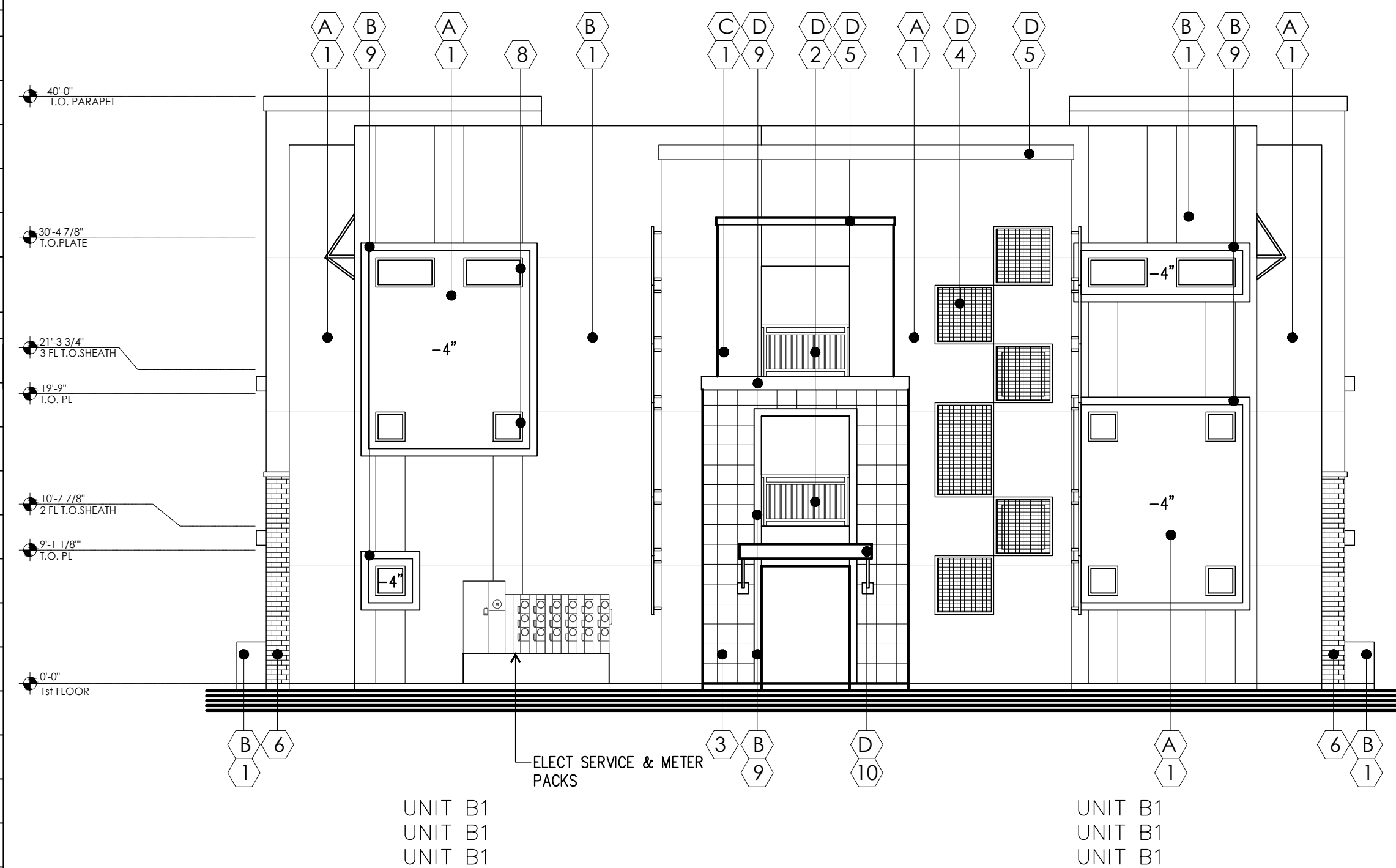
**ELEVATION A - BLDG TYPE 4**

SCALE: 1/8" = 1'-0"

EXTERIOR PAINT SCHEDULE			
TAG	MANUFACTURER	COLOR	NOTES
(A)	DUNN EDWARDS	DE6226 FOGGY DAY	BLDG COLOR
(B)	DUNN EDWARDS	DE6220 POROUS STONE	BLDG COLOR
(C)	DUNN EDWARDS	DEA156 CHERRY COLA	ACCENT BLDG COLOR
(D)	DUNN EDWARDS	DE6329 COVER OF NIGHT	TRIM, METAL WORK
(E)	DUNN EDWARDS	DE6185 LIGHT ASPIRATION	ACCENT BLDG COLOR

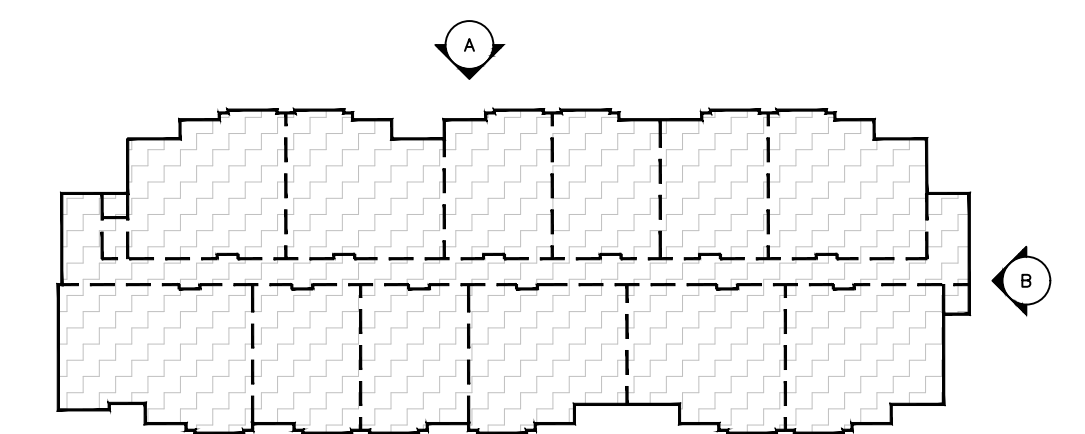
  

EXTERIOR MATERIAL SCHEDULE				
TAG	MATERIAL	MANUFACTURER	PRODUCT NO. / COLOR / TEXTURE	NOTES
(1)	1 COAT STUCCO SYSTEM		MEDIUM SAND FINISH	
(2)	METAL RAILING			
(3)	TILE VENEER	TILEBAR	CORINTHIAN WHITE	12"X12" OR EQUAL
(4)	DECORATIVE METAL			
(5)	FASCIA POP OUT			
(6)	BRICK VENEER	ELDORADO STONE	TUNDRABRICK LATIGO	
(7)	METAL AWNING			
(8)	VINYL WINDOW		WHITE	
(9)	FOAM BAND			
(10)	METAL CANOPY			
(11)	FRAMED POPOUT			
(12)	HORIZONTAL SIDING	JAMES HARDIE		
(13)	NOT USED			
(14)	ROOF OVERHANG			

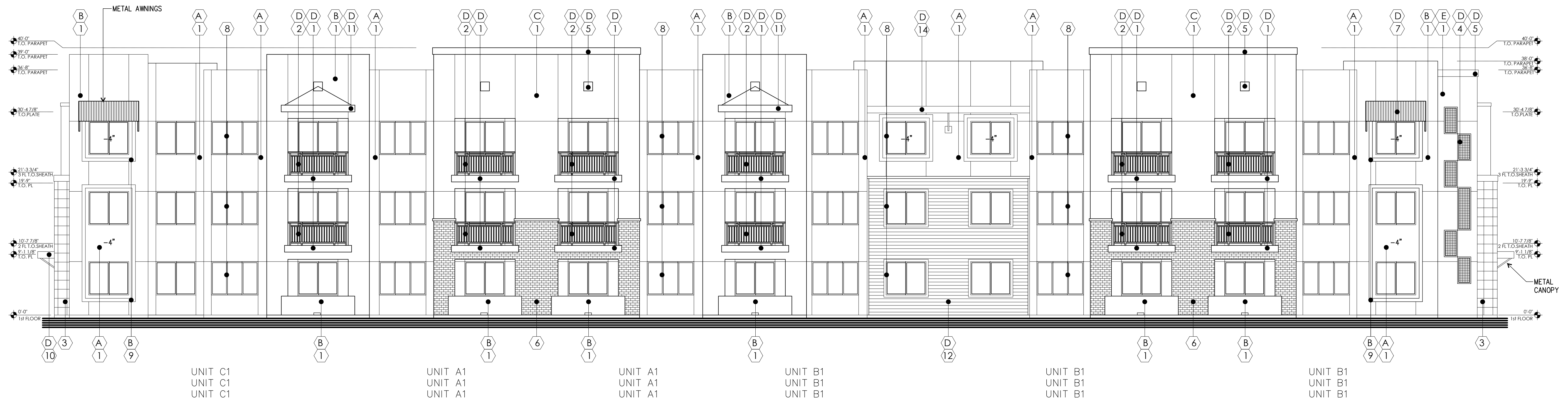


**ELEVATION B - BLDG TYPE 4**

SCALE: 1/8" = 1'-0"



**KEY PLAN**

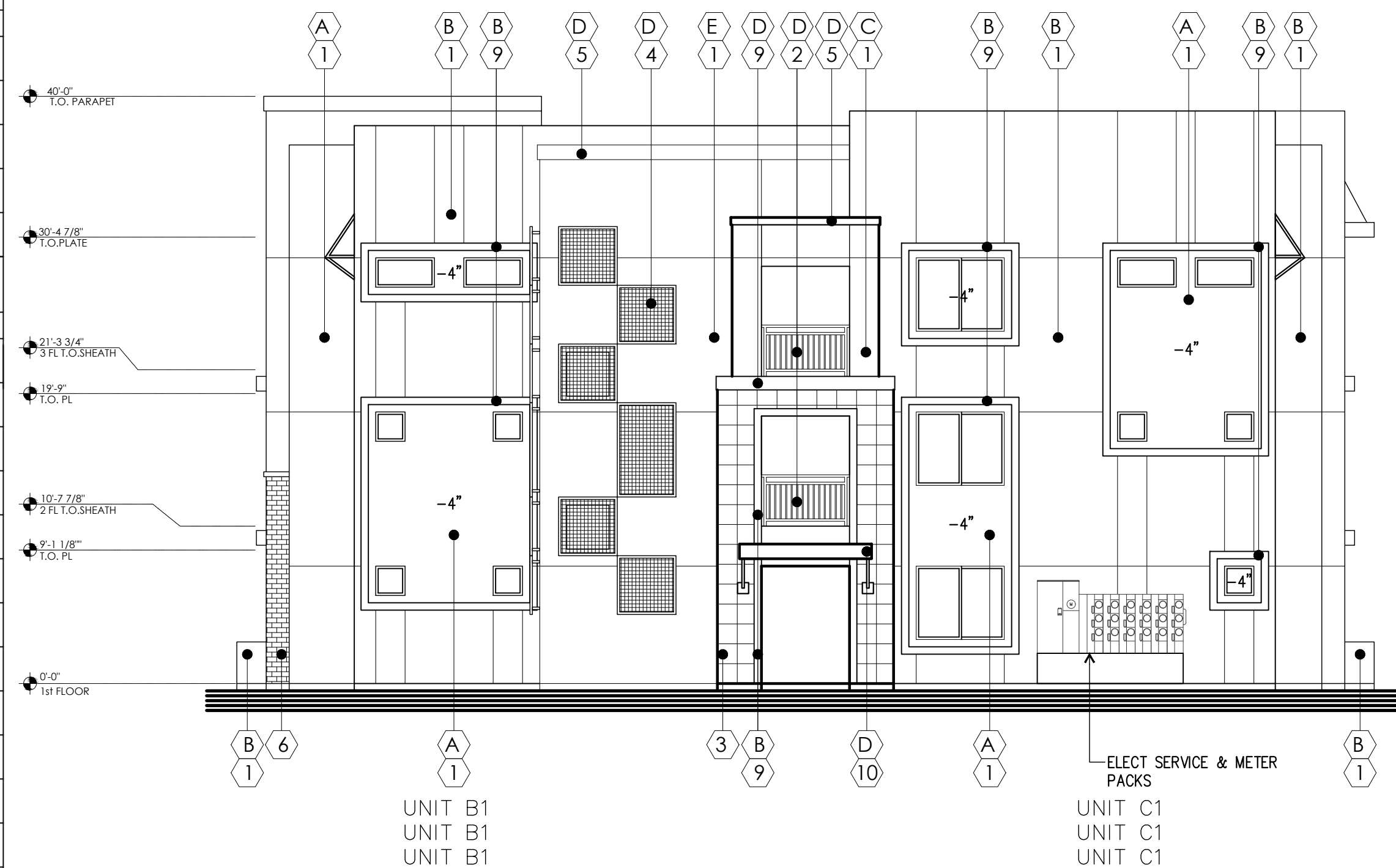


**ELEVATION C - BLDG TYPE 4**  
SCALE: 1/8" = 1'-0"

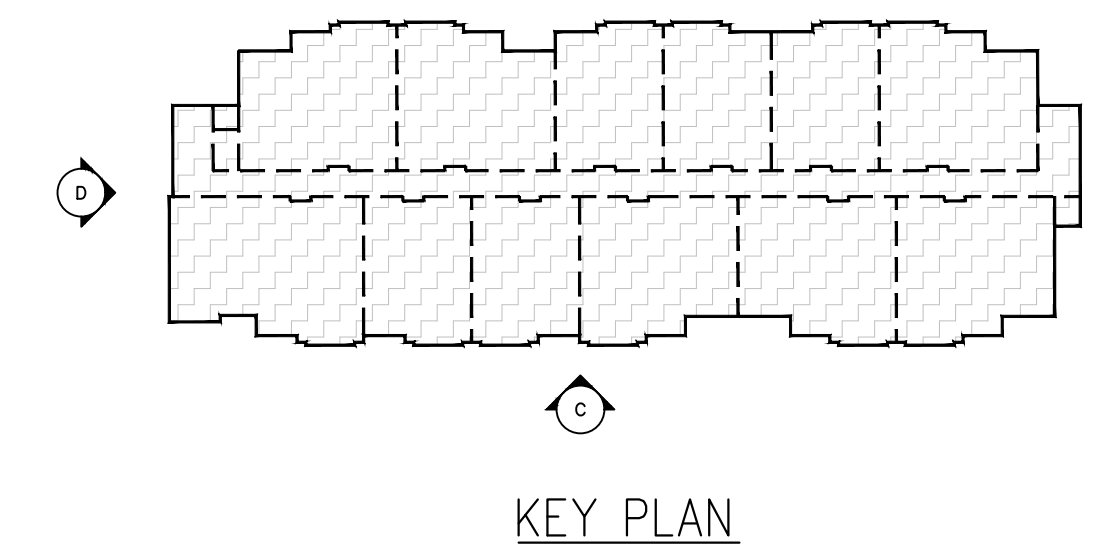
EXTERIOR PAINT SCHEDULE			
TAG	MANUFACTURER	COLOR	NOTES
(A)	DUNN EDWARDS	DE6226 FOGGY DAY	BLDG COLOR
(B)	DUNN EDWARDS	DE6220 POROUS STONE	BLDG COLOR
(C)	DUNN EDWARDS	DEA156 CHERRY COLA	ACCENT BLDG COLOR
(D)	DUNN EDWARDS	DE6329 COVER OF NIGHT	TRIM, METAL WORK
(E)	DUNN EDWARDS	DE6185 LIGHT ASPIRATION	ACCENT BLDG COLOR

EXTERIOR MATERIAL SCHEDULE				
TAG	MATERIAL	MANUFACTURER	PRODUCT NO./ COLOR/ TEXTURE	NOTES
(1)	1 COAT STUCCO SYSTEM		MEDIUM SAND FINISH	
(2)	METAL RAILING			
(3)	TILE VENEER	TILEBAR	CORINTHIAN WHITE	12"x12" OR EQUAL
(4)	DECORATIVE METAL			
(5)	FASCIA POP OUT			
(6)	BRICK VENEER	ELDORADO STONE	TUNDRABRICK LATIGO	
(7)	METAL AWNING			
(8)	VINYL WINDOW		WHITE	
(9)	FOAM BAND			
(10)	METAL CANOPY			
(11)	FRAMED POPOUT			
(12)	HORIZONTAL SIDING	JAMES HARDIE		
(13)	NOT USED			
(14)	ROOF OVERHANG			

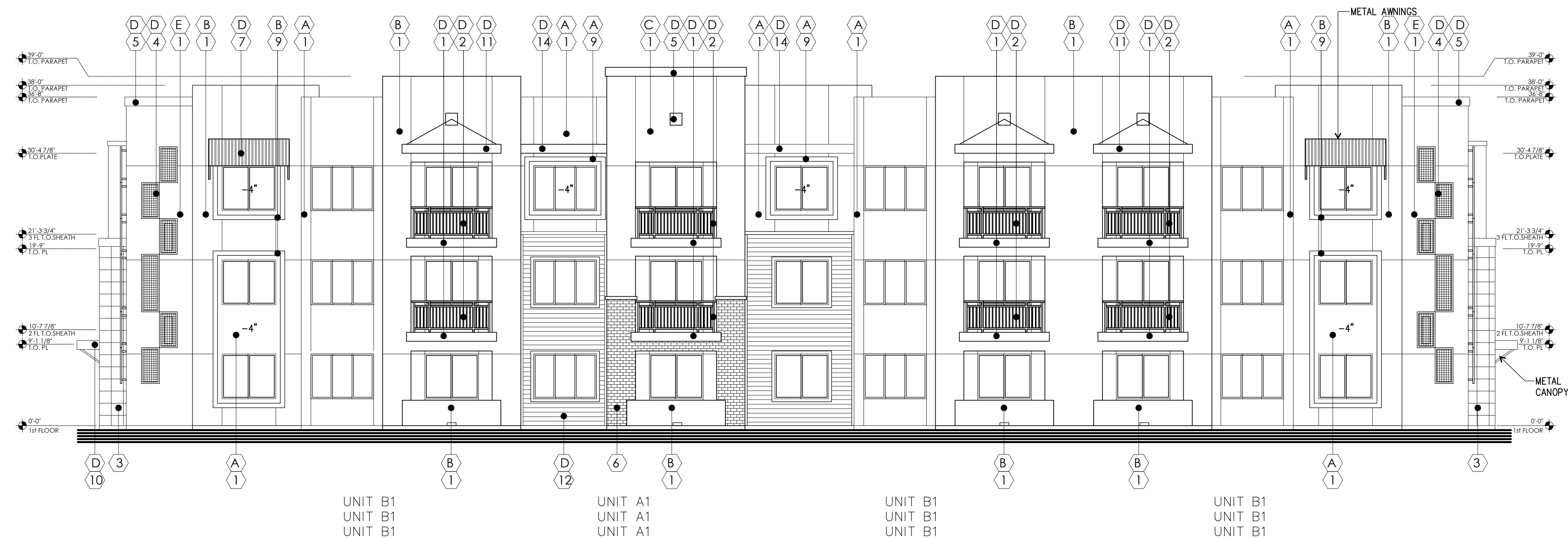


**ELEVATION D - BLDG TYPE 4**  
SCALE: 1/8" = 1'-0"



PROPOSED NEW MULTI-FAMILY PROJECT FOR:  
**EVERGREEN**  
**THE HOMESTEAD @ SIGNAL BUTTE**  
SWC OF RUBIDIUM AVE. & SIGNAL BUTTE RD.  
MESA, AZ

dwg name: PRELIMINARY ELEVATIONS  
BUILDING TYPE 4  
dwg no: SD2.43  
date: 2-19-2026  
job no: 2025.24 log no:



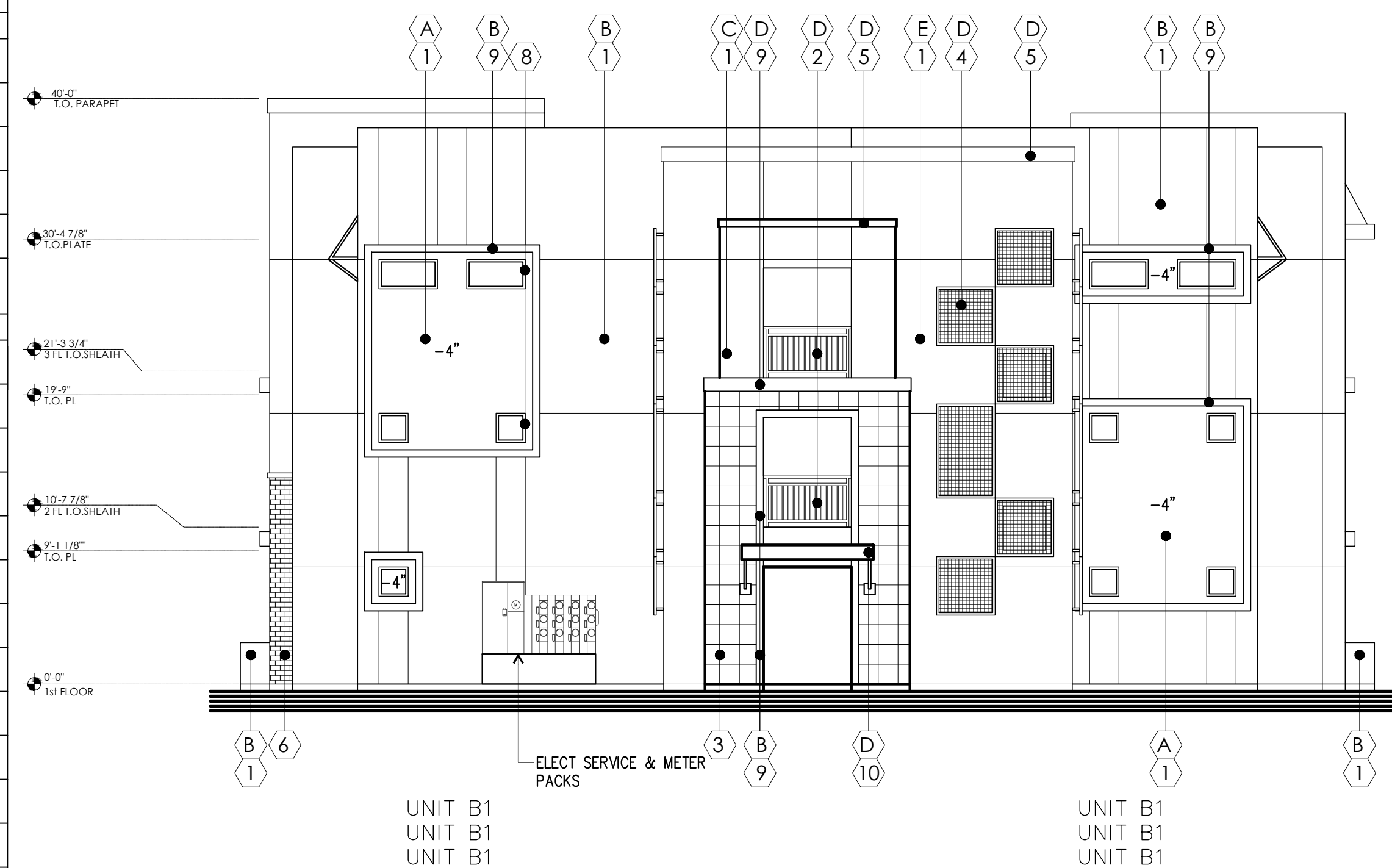
**ELEVATION A - BLDG TYPE 5**

SCALE: 1/8" = 1'-0"

EXTERIOR PAINT SCHEDULE			
TAG	MANUFACTURER	COLOR	NOTES
(A)	DUNN EDWARDS	DE6226 FOGGY DAY	BLDG COLOR
(B)	DUNN EDWARDS	DE6220 POROUS STONE	BLDG COLOR
(C)	DUNN EDWARDS	DEA156 CHERRY COLA	ACCENT BLDG COLOR
(D)	DUNN EDWARDS	DE6329 COVER OF NIGHT	TRIM, METAL WORK
(E)	DUNN EDWARDS	DE6185 LIGHT ASPIRATION	ACCENT BLDG COLOR

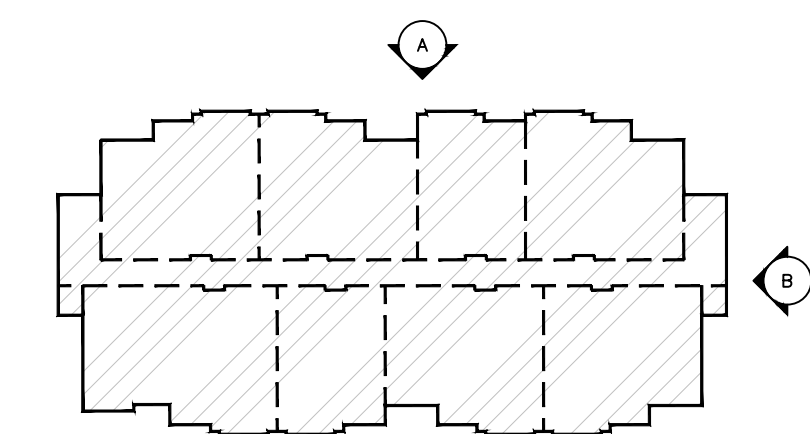
  

EXTERIOR MATERIAL SCHEDULE				
TAG	MATERIAL	MANUFACTURER	PRODUCT NO. / COLOR / TEXTURE	NOTES
(1)	1 COAT STUCCO SYSTEM		MEDIUM SAND FINISH	
(2)	METAL RAILING			
(3)	TILE VENEER	TILEBAR	CORINTHIAN WHITE	12"X12" OR EQUAL
(4)	DECORATIVE METAL			
(5)	FASCIA POP OUT			
(6)	BRICK VENEER	ELDORADO STONE	TUNDRABRICK LATIGO	
(7)	METAL AWNING			
(8)	VINYL WINDOW		WHITE	
(9)	FOAM BAND			
(10)	METAL CANOPY			
(11)	FRAMED POPOUT			
(12)	HORIZONTAL SIDING	JAMES HARDIE		
(13)	NOT USED			
(14)	ROOF OVERHANG			

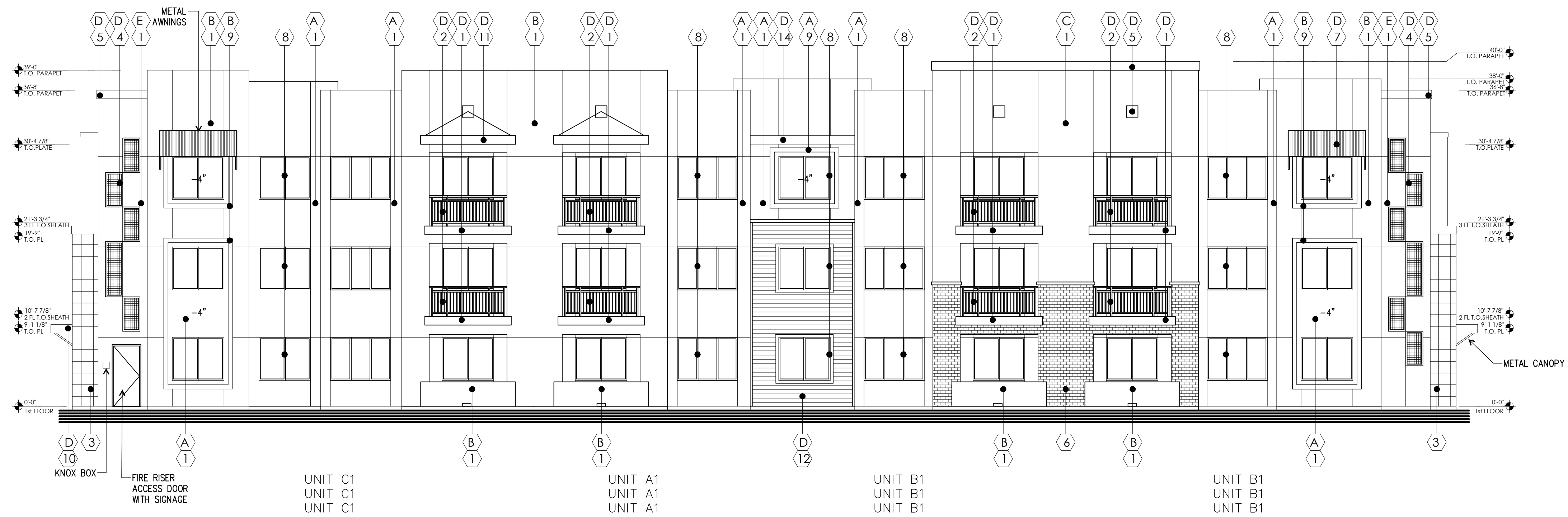


**ELEVATION B - BLDG TYPE 5**

SCALE: 1/8" = 1'-0"



**KEY PLAN**



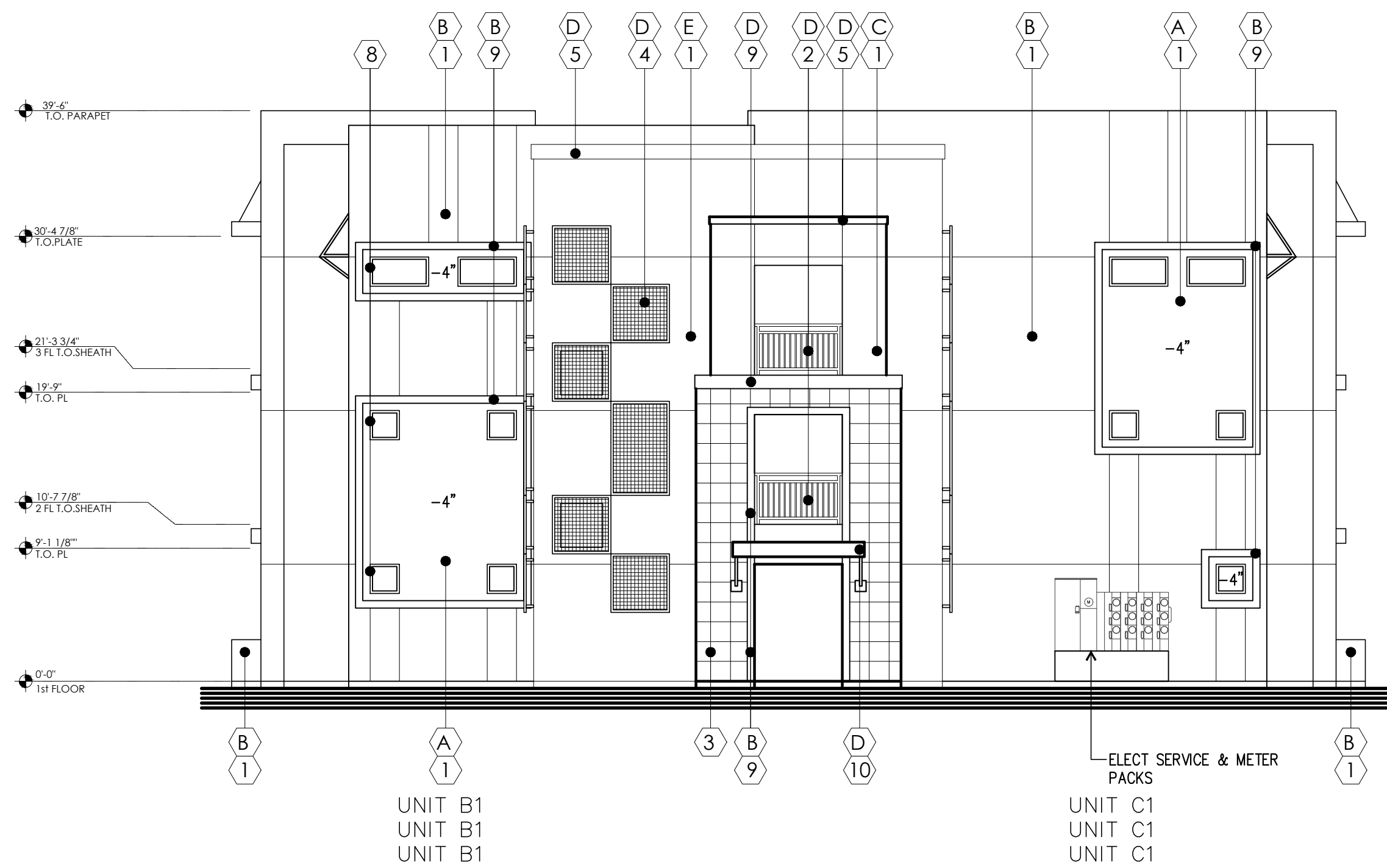
**ELEVATION C - BLDG TYPE 5**

SCALE: 1/8" = 1'-0"

EXTERIOR PAINT SCHEDULE			
TAG	MANUFACTURER	COLOR	NOTES
(A)	DUNN EDWARDS	DE6226 FOGGY DAY	BLDG COLOR
(B)	DUNN EDWARDS	DE6220 POROUS STONE	BLDG COLOR
(C)	DUNN EDWARDS	DEA156 CHERRY COLA	ACCENT BLDG COLOR
(D)	DUNN EDWARDS	DE6329 COVER OF NIGHT	TRIM, METAL WORK
(E)	DUNN EDWARDS	DE6185 LIGHT ASPIRATION	ACCENT BLDG COLOR

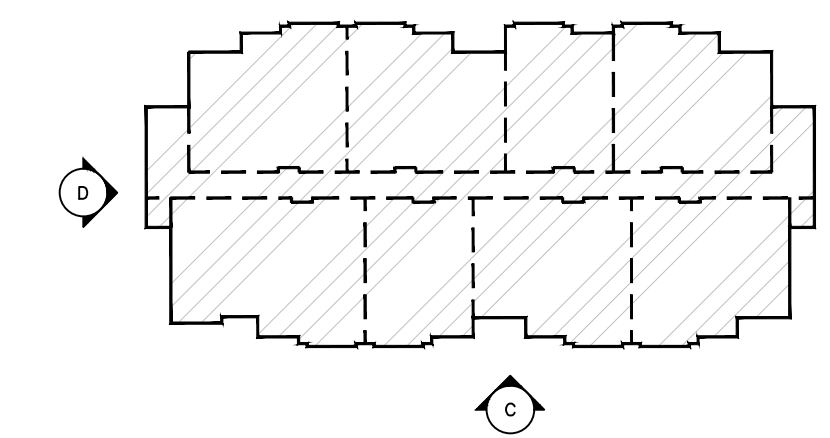
  

EXTERIOR MATERIAL SCHEDULE				
TAG	MATERIAL	MANUFACTURER	PRODUCT NO./ COLOR/ TEXTURE	NOTES
(1)	1 COAT STUCCO SYSTEM		MEDIUM SAND FINISH	
(2)	METAL RAILING			
(3)	TILE VENEER	TILEBAR	CORINTHIAN WHITE	12"X12" OR EQUAL
(4)	DECORATIVE METAL			
(5)	FASCIA POP OUT			
(6)	BRICK VENEER	ELDORADO STONE	TUNDRABRICK LATIGO	
(7)	METAL AWNING			
(8)	VINYL WINDOW		WHITE	
(9)	FOAM BAND			
(10)	METAL CANOPY			
(11)	FRAMED POPOUT			
(12)	HORIZONTAL SIDING	JAMES HARDIE		
(13)	NOT USED			
(14)	ROOF OVERHANG			



**ELEVATION D - BLDG TYPE 5**

SCALE: 1/8" = 1'-0"

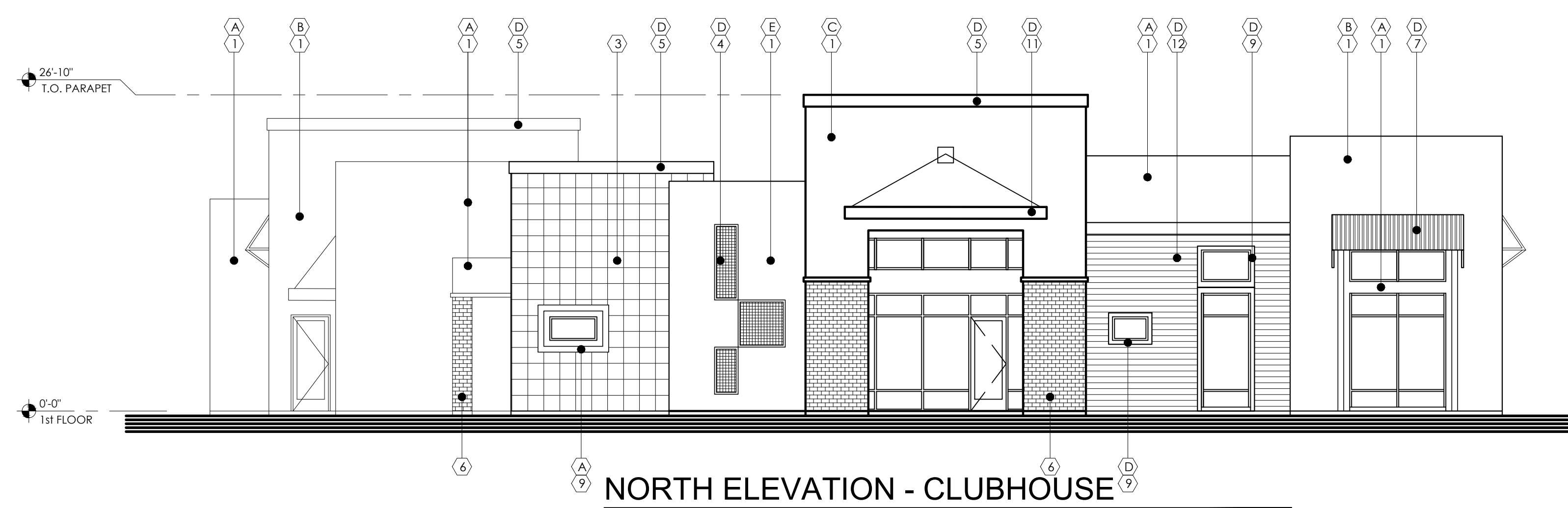


**KEY PLAN**



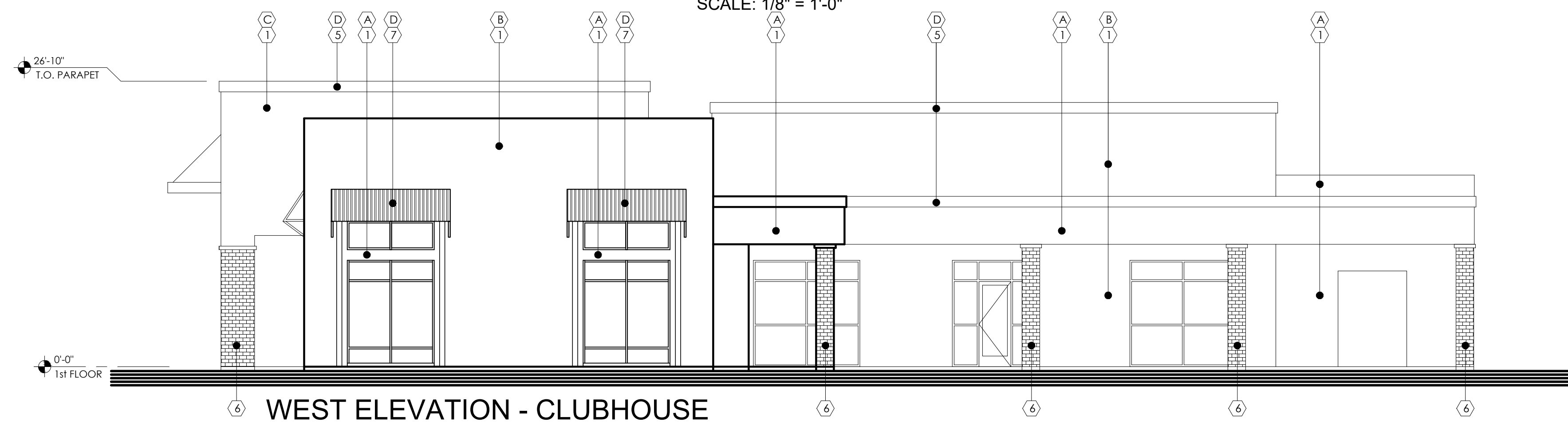
PROPOSED NEW MULTI-FAMILY PROJECT FOR:  
**EVERGREEN**  
**THE HOMESTEAD @ SIGNAL BUTTE**  
 SWC OF RUBIDIUM AVE. & SIGNAL BUTTE RD.  
 MESA, AZ

dwg name: PRELIMINARY ELEVATIONS  
 BUILDING TYPE 5  
 dwg no: SD2.53  
 date: 2-19-2026  
 job no: 2025.24 log no:



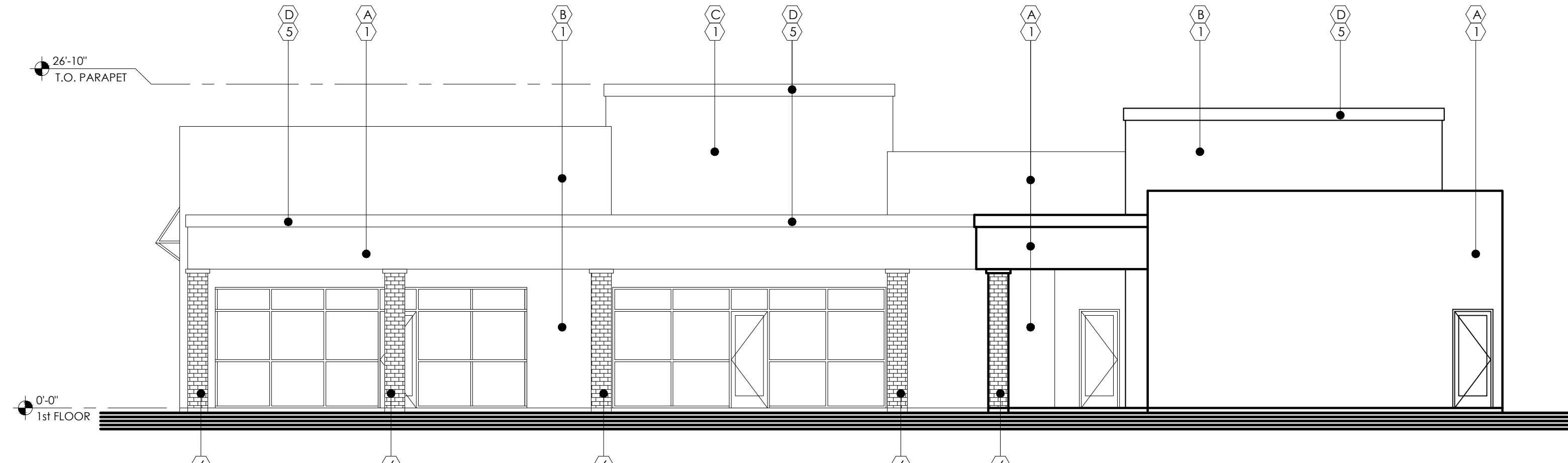
**NORTH ELEVATION - CLUBHOUSE**

SCALE: 1/8" = 1'-0"



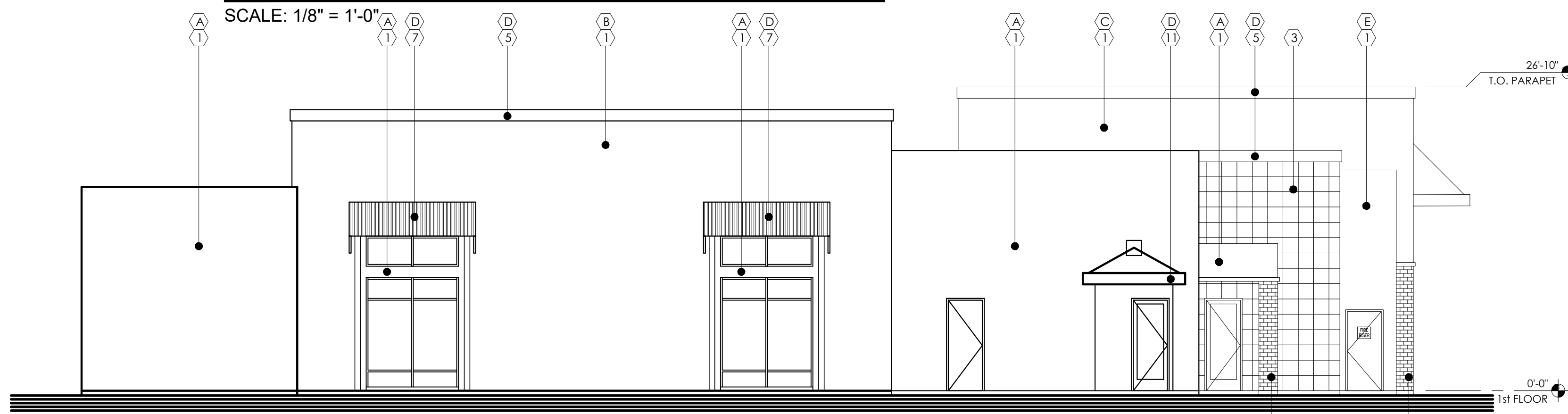
**WEST ELEVATION - CLUBHOUSE**

SCALE: 1/8" = 1'-0"



**SOUTH ELEVATION - CLUBHOUSE**

SCALE: 1/8" = 1'-0"

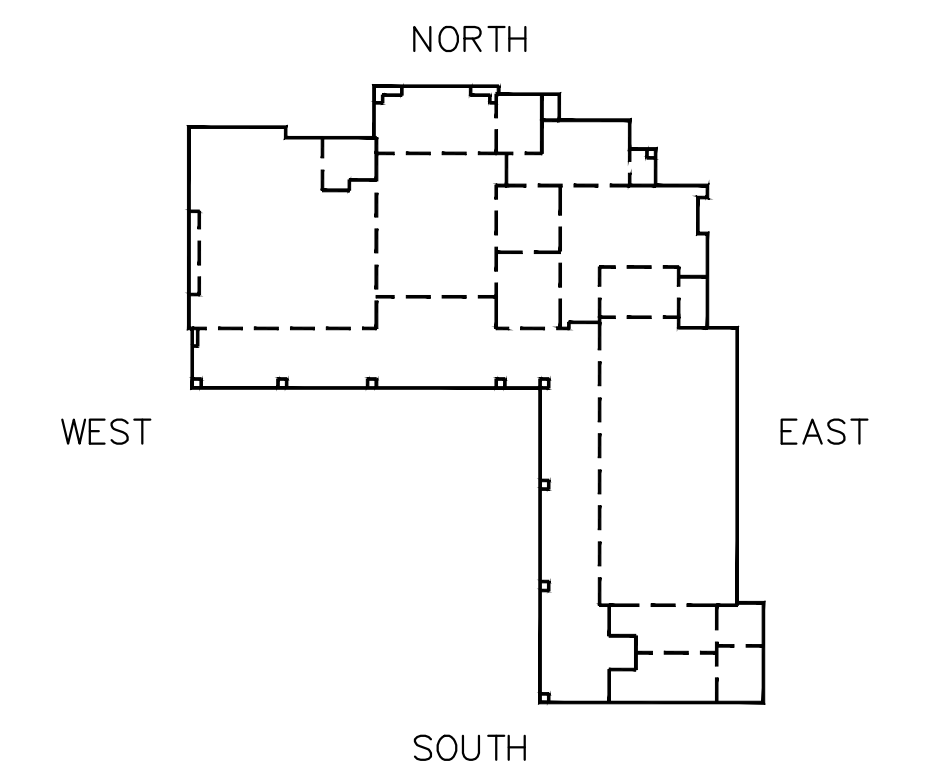


**EAST ELEVATION - CLUBHOUSE**

SCALE: 1/8" = 1'-0"

EXTERIOR PAINT SCHEDULE			
TAG	MANUFACTURER	COLOR	NOTES
(A)	DUNN EDWARDS	DE6226 FOGGY DAY	BLDG COLOR
(B)	DUNN EDWARDS	DE6220 POROUS STONE	BLDG COLOR
(C)	DUNN EDWARDS	DEA156 CHERRY COLA	ACCENT BLDG COLOR
(D)	DUNN EDWARDS	DE6329 COVER OF NIGHT	TRIM, METAL WORK
(E)	DUNN EDWARDS	DE6185 LIGHT ASPIRATION	ACCENT BLDG COLOR

EXTERIOR MATERIAL SCHEDULE				
TAG	MATERIAL	MANUFACTURER	PRODUCT NO./ COLOR/ TEXTURE	NOTES
(1)	1 COAT STUCCO SYSTEM		MEDIUM SAND FINISH	
(2)	METAL RAILING			
(3)	TILE VENEER	TILEBAR	CORINTHIAN WHITE	12"x12" OR EQUAL
(4)	DECORATIVE METAL			
(5)	FASCIA POP OUT			
(6)	BRICK VENEER	ELDORADO STONE	TUNDRABRICK LATIGO	
(7)	METAL AWNING			
(8)	VINYL WINDOW		WHITE	
(9)	FOAM BAND			
(10)	METAL CANOPY			
(11)	FRAMED POPOUT			
(12)	HORIZONTAL SIDING	JAMES HARDIE		
(13)	NOT USED			
(14)	ROOF OVERHANG			



**KEY PLAN**

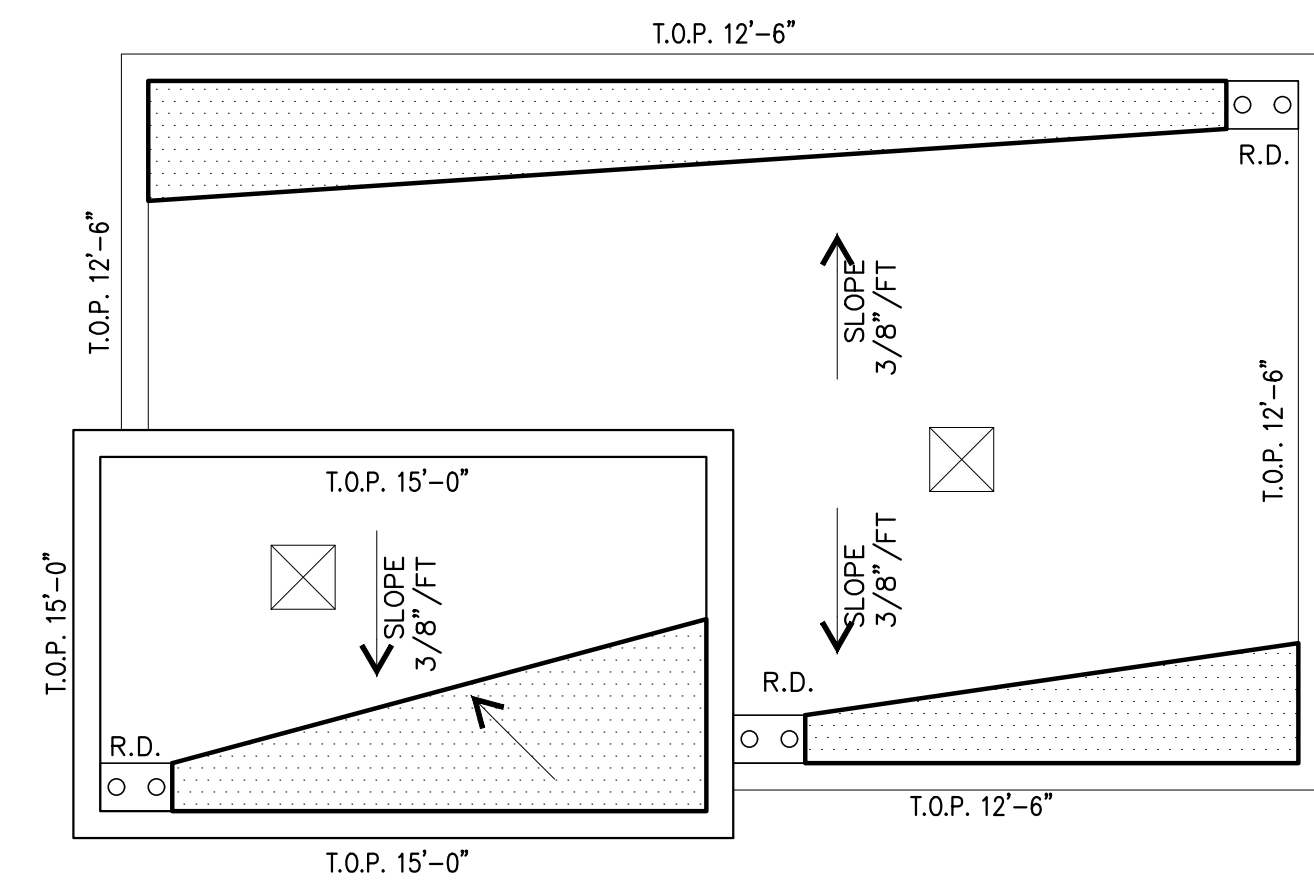


PROPOSED NEW MULTI-FAMILY PROJECT FOR:  
**EVERGREEN**  
**THE HOMESTEAD @ SIGNAL BUTTE**  
 SWC OF RUBIDIUM AVE. & SIGNAL BUTTE RD.  
 MESA, AZ

dwg name: PRELIMINARY ELEVATIONS CLUBHOUSE  
 dwg no: SD4.11  
 date: 2-19-2026  
 job no: 2025.24 log no:

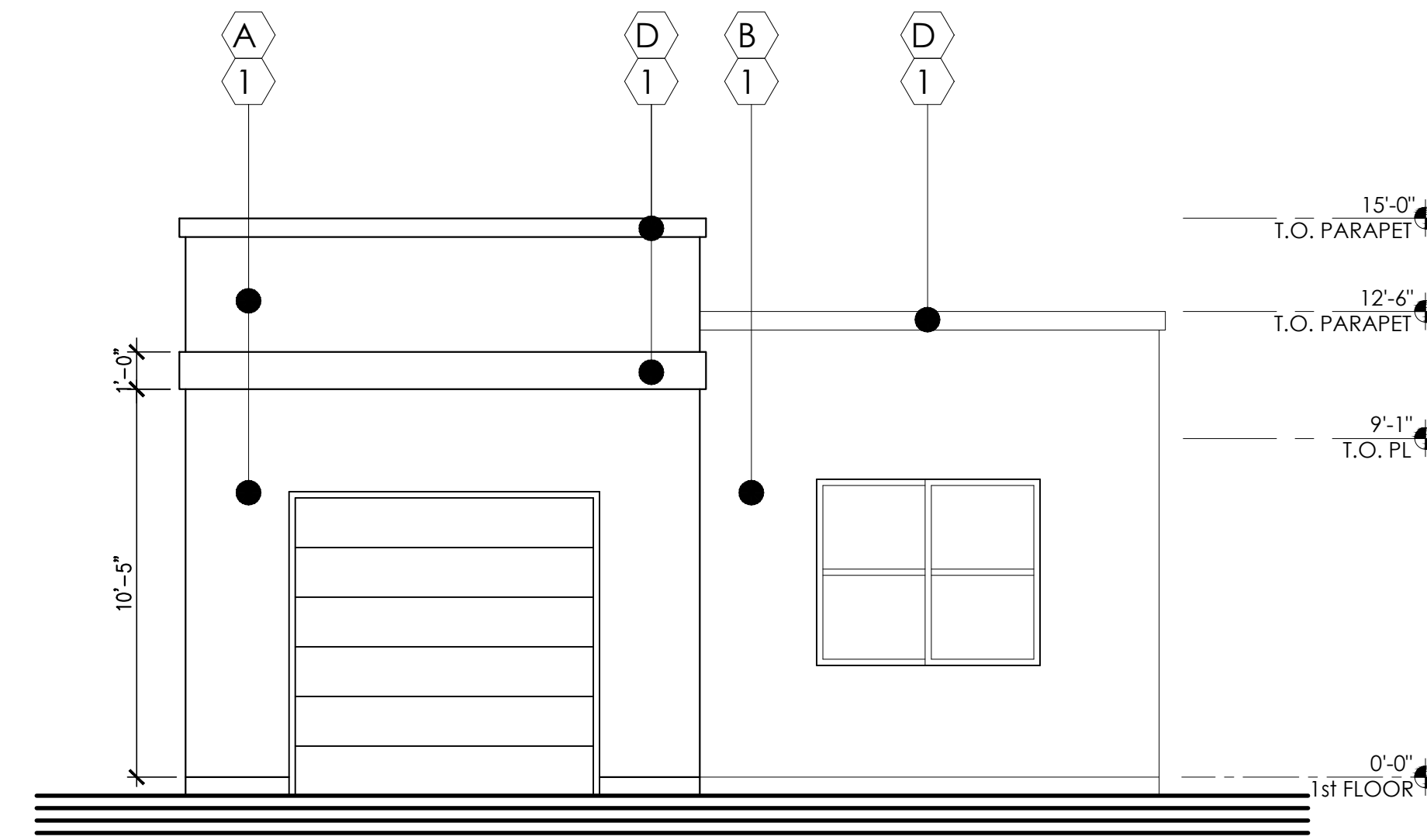
EXTERIOR PAINT SCHEDULE			
TAG	MANUFACTURER	COLOR	NOTES
(A)	DUNN EDWARDS	DE6226 FOGGY DAY	BLDG COLOR
(B)	DUNN EDWARDS	DE6220 POROUS STONE	BLDG COLOR
(C)	DUNN EDWARDS	DEA156 CHERRY COLA	ACCENT BLDG COLOR
(D)	DUNN EDWARDS	DE6329 COVER OF NIGHT	TRIM, METAL WORK
(E)	DUNN EDWARDS	DE6185 LIGHT ASPIRATION	ACCENT BLDG COLOR

EXTERIOR MATERIAL SCHEDULE				
TAG	MATERIAL	MANUFACTURER	PRODUCT NO./ COLOR/ TEXTURE	NOTES
(1)	1 COAT STUCCO SYSTEM		MEDIUM SAND FINISH	
(2)	METAL RAILING			
(3)	TILE VENEER	TILEBAR	CORINTHIAN WHITE	12X12" OR EQUAL
(4)	DECORATIVE METAL			
(5)	FASCIA POP OUT			
(6)	BRICK VENEER	ELDORADO STONE	TUNDRABRICK LATIGO	
(7)	METAL AWNING			
(8)	VINYL WINDOW		WHITE	
(9)	FOAM BAND			
(10)	METAL CANOPY			
(11)	FRAMED POPOUT			
(12)	HORIZONTAL SIDING	JAMES HARDIE		
(13)	NOT USED			
(14)	ROOF OVERHANG			



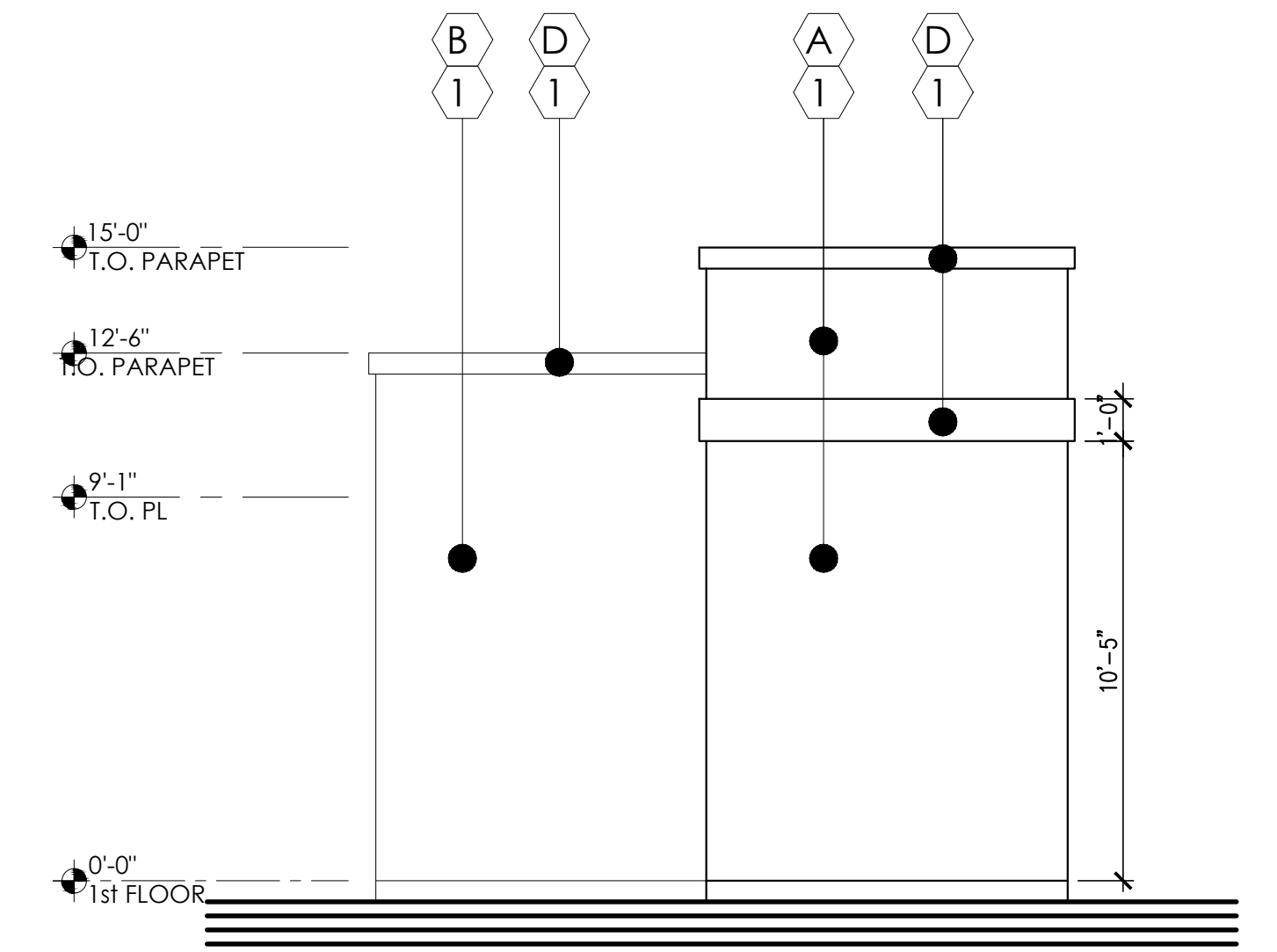
**ROOF PLAN - MAINTENANCE BUILDING**

SCALE: 1/4" = 1'-0"



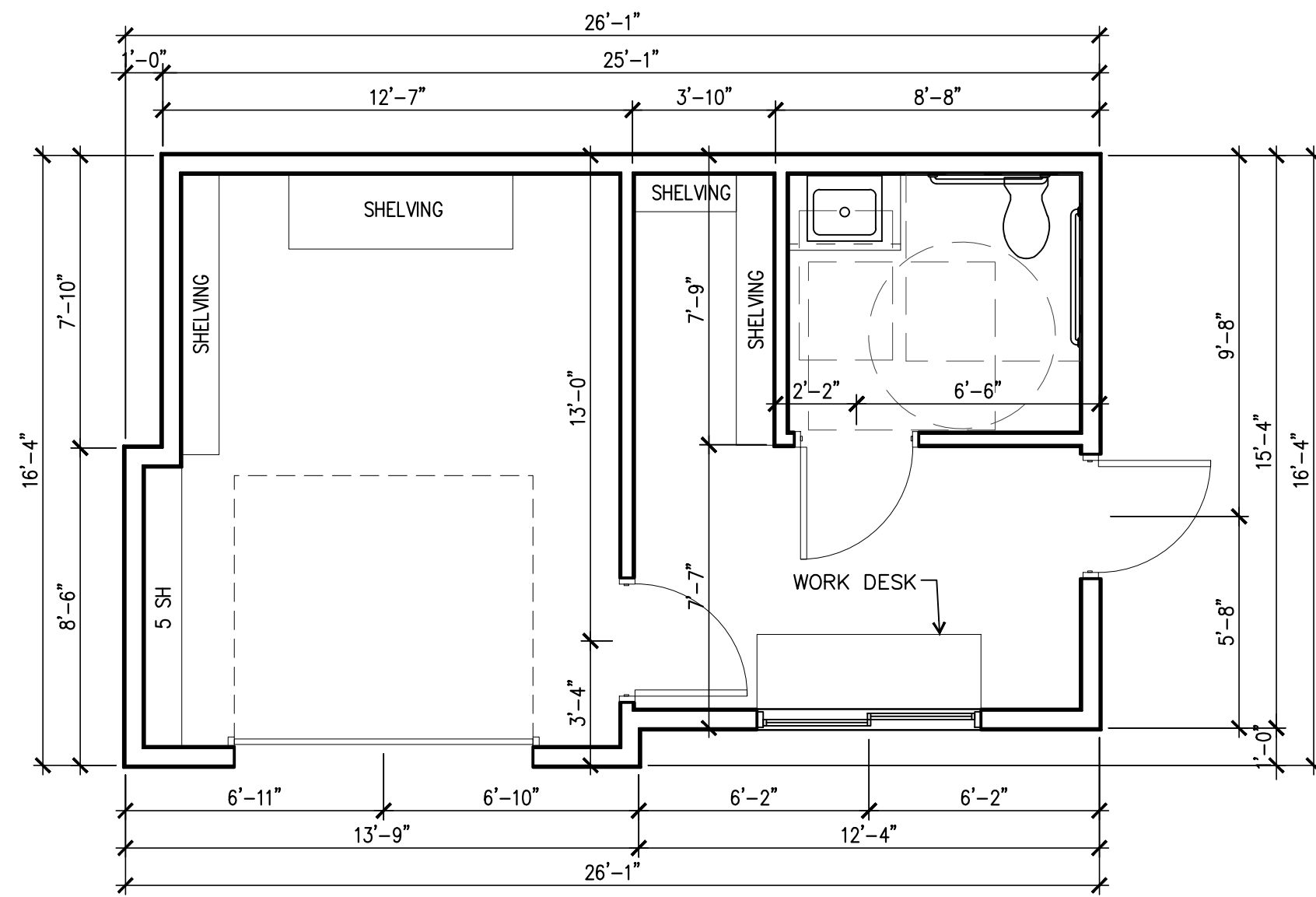
**FRONT ELEVATION**

SCALE: 1/4" = 1'-0"



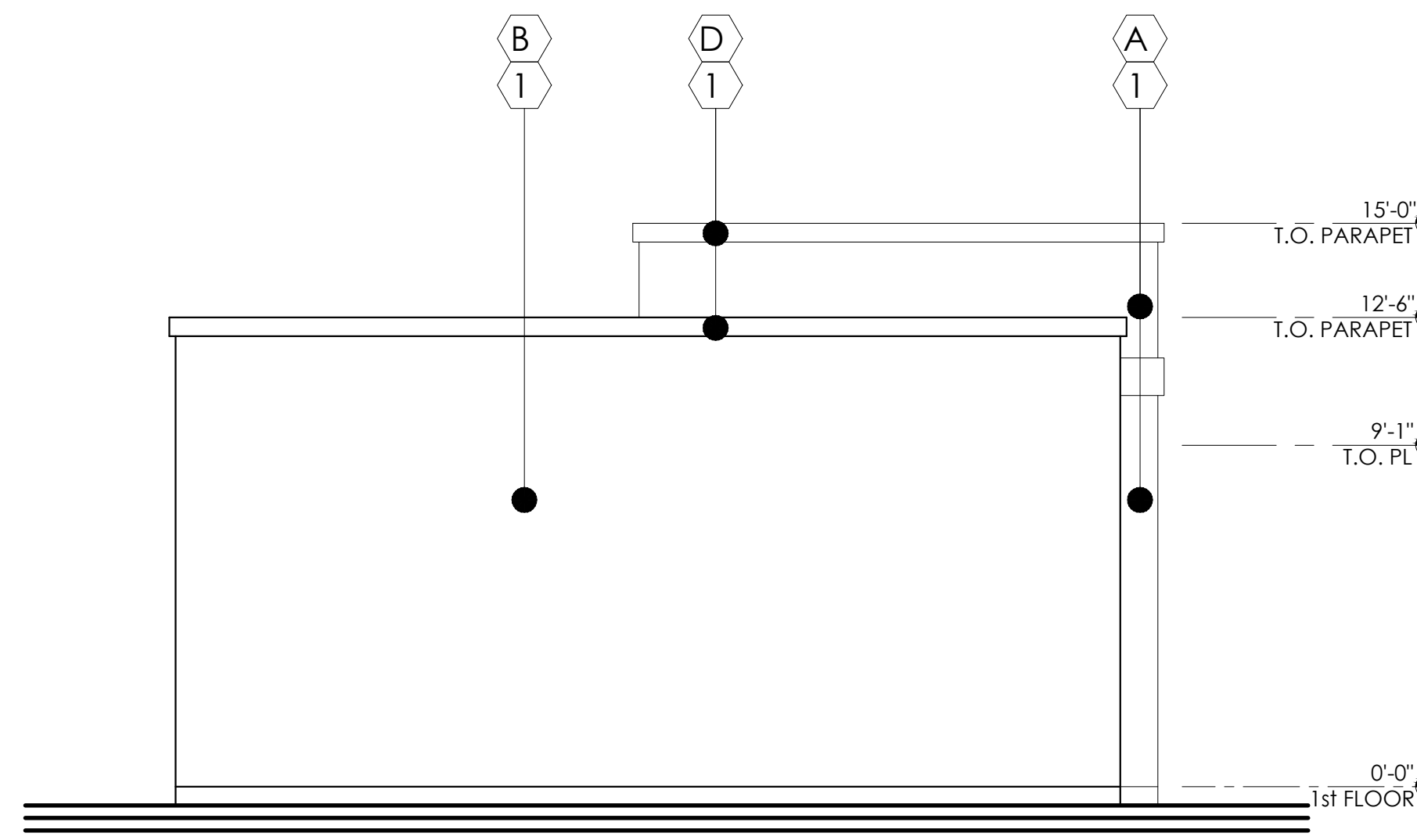
**LEFT ELEVATION**

SCALE: 1/4" = 1'-0"



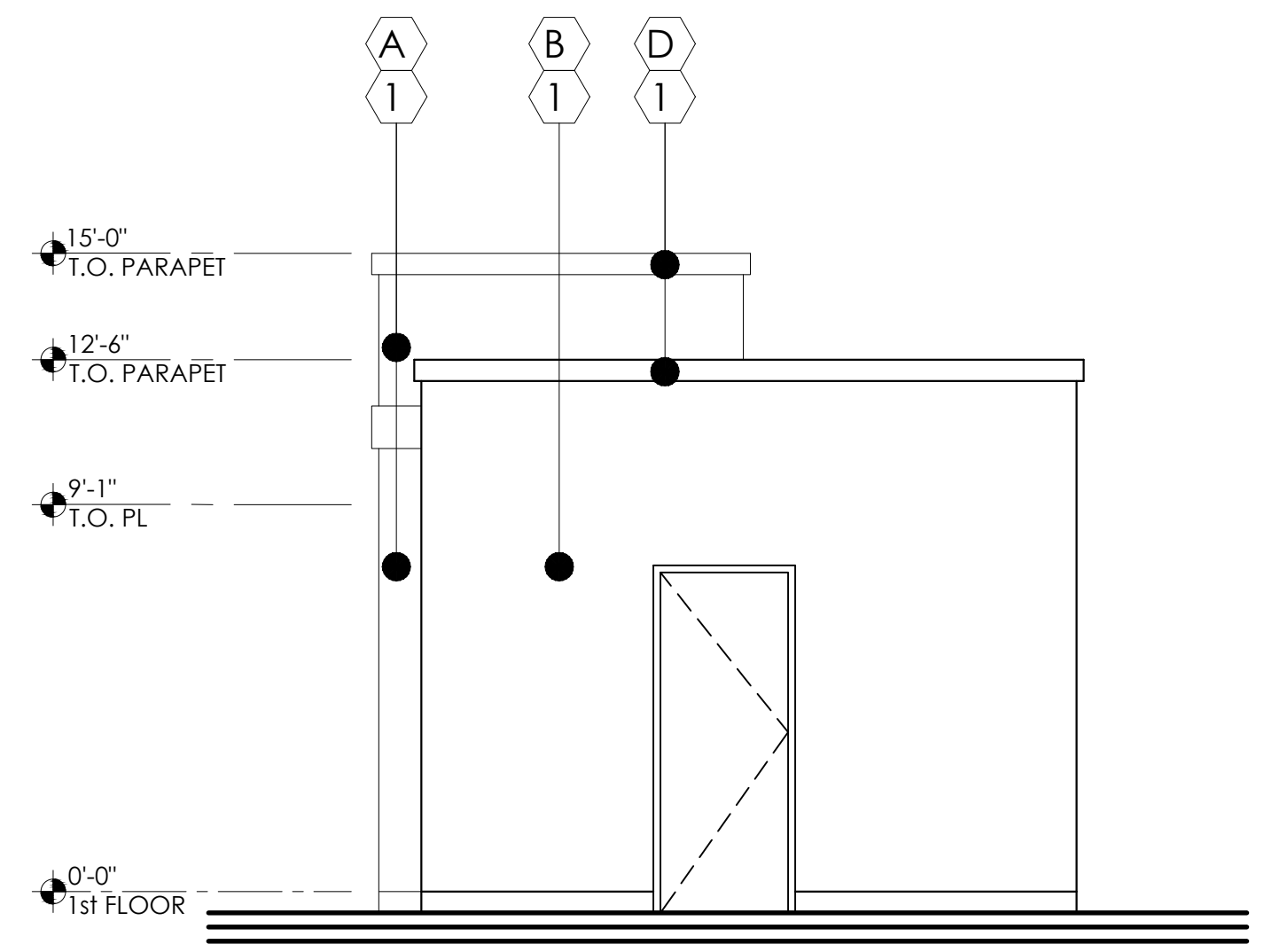
**FLOOR PLAN - MAINTENANCE BUILDING**

SCALE: 1/4" = 1'-0"



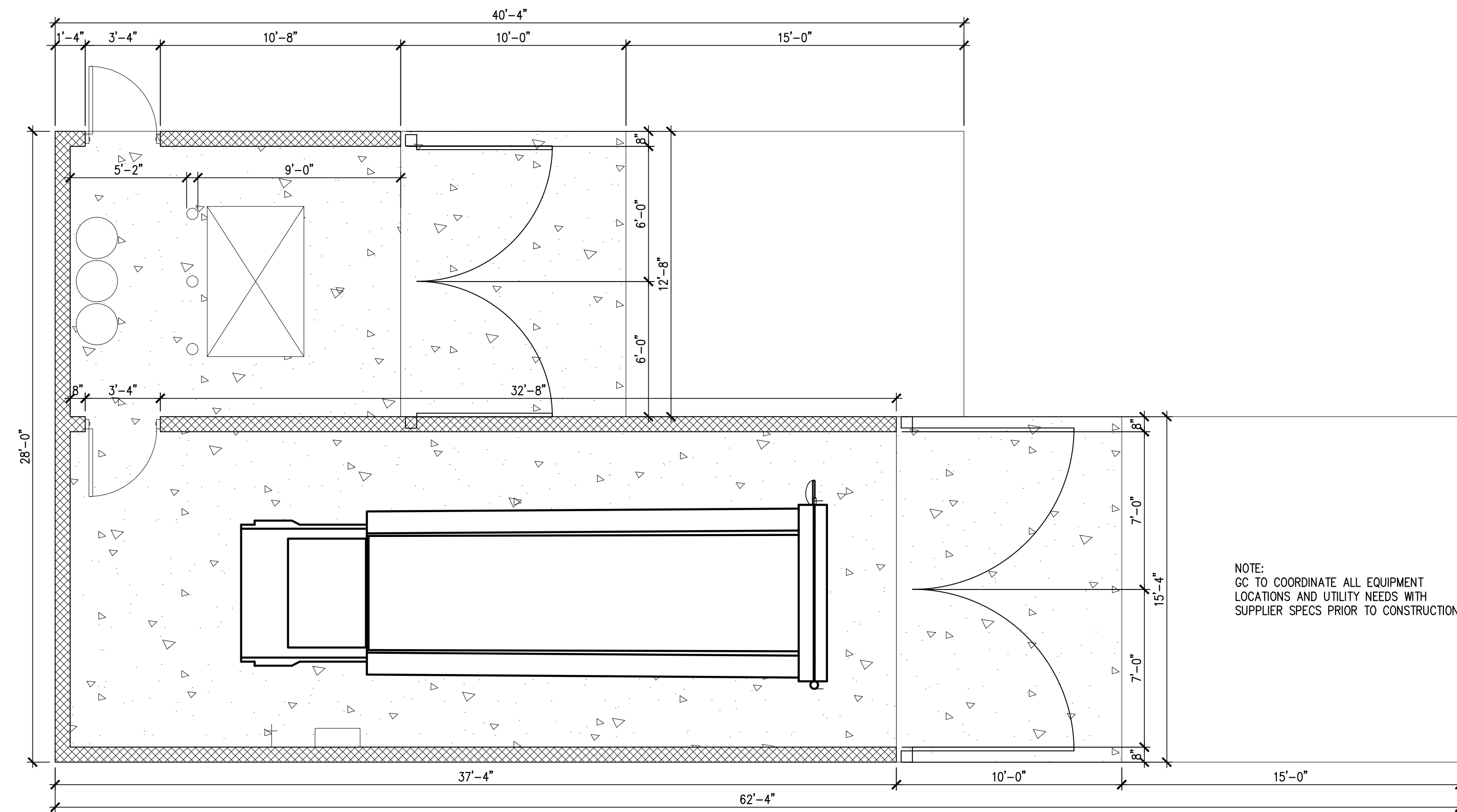
**REAR ELEVATION**

SCALE: 1/4" = 1'-0"



**RIGHT ELEVATION**

SCALE: 1/4" = 1'-0"



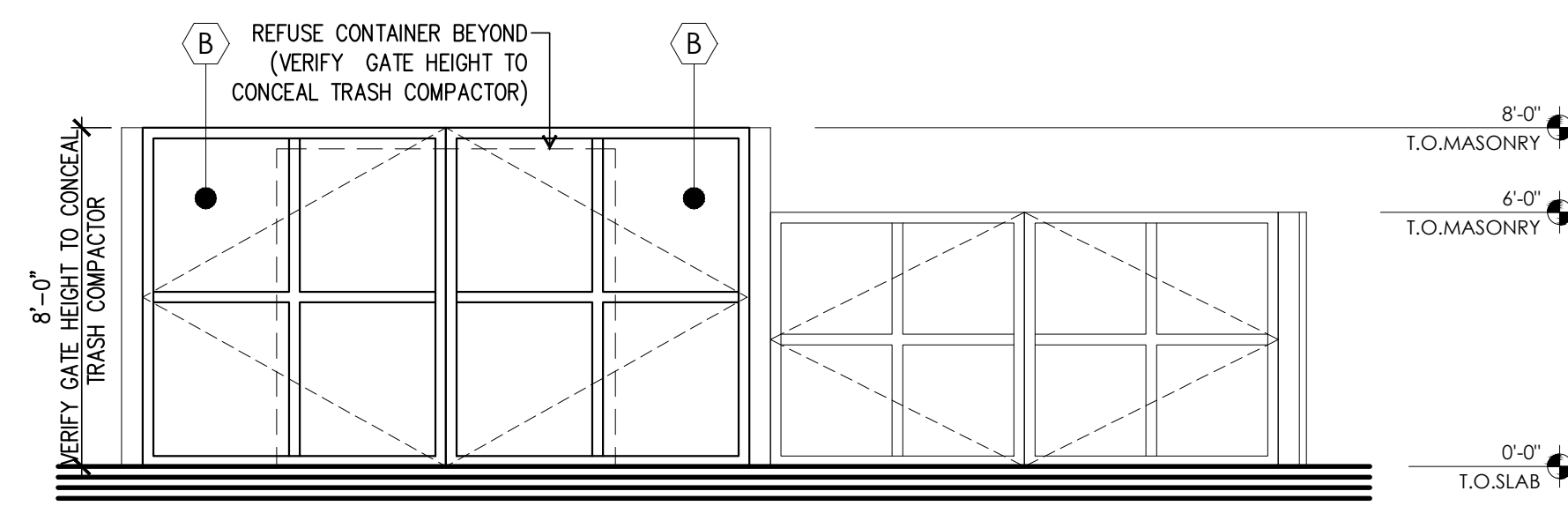
**FLOOR PLAN - TRASH ENCLOSURE**

SCALE: 1/4" = 1'-0"

EXTERIOR PAINT SCHEDULE			
TAG	MANUFACTURER	COLOR	NOTES
(A)	DUNN EDWARDS	DE6226 FOGGY DAY	BLDG COLOR
(B)	DUNN EDWARDS	DE6220 POROUS STONE	BLDG COLOR
(C)	DUNN EDWARDS	DEA156 CHERRY COLA	ACCENT BLDG COLOR
(D)	DUNN EDWARDS	DE6329 COVER OF NIGHT	TRIM, METAL WORK
(E)	DUNN EDWARDS	DE6185 LIGHT ASPIRATION	ACCENT BLDG COLOR

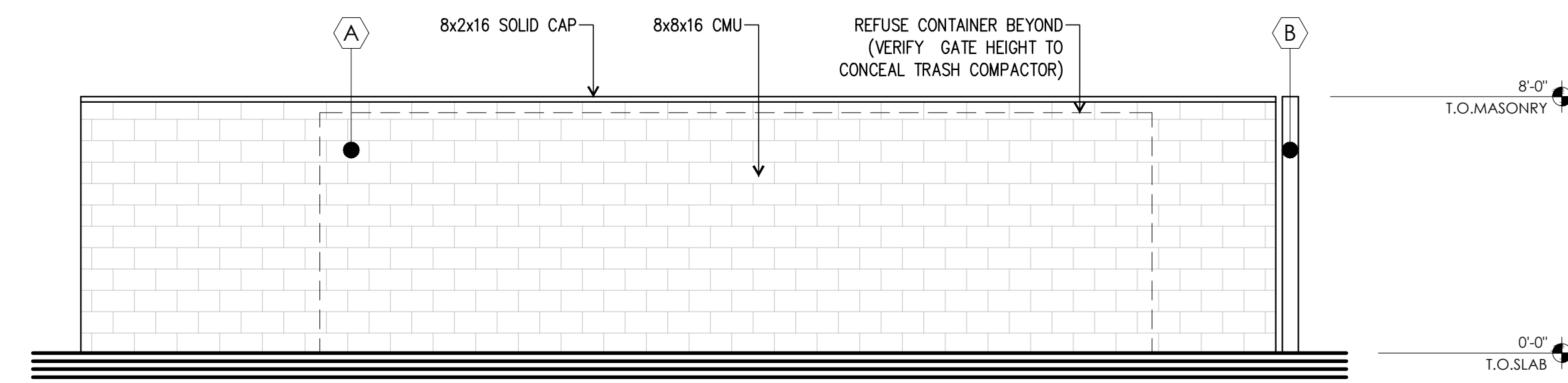
  

EXTERIOR MATERIAL SCHEDULE				
TAG	MATERIAL	MANUFACTURER	PRODUCT NO./ COLOR/ TEXTURE	NOTES
(1)	1 COAT STUCCO SYSTEM		MEDIUM SAND FINISH	
(2)	METAL RAILING			
(3)	TILE VENEER	TILEBAR	CORINTHIAN WHITE	12"X12" OR EQUAL
(4)	DECORATIVE METAL			
(5)	FASCIA POP OUT			
(6)	BRICK VENEER	ELDORADO STONE	TUNDRABRICK LATIGO	
(7)	METAL AWNING			
(8)	VINYL WINDOW		WHITE	
(9)	FOAM BAND			
(10)	METAL CANOPY			
(11)	FRAMED POPOUT			
(12)	HORIZONTAL SIDING	JAMES HARDIE		
(13)	NOT USED			
(14)	ROOF OVERHANG			



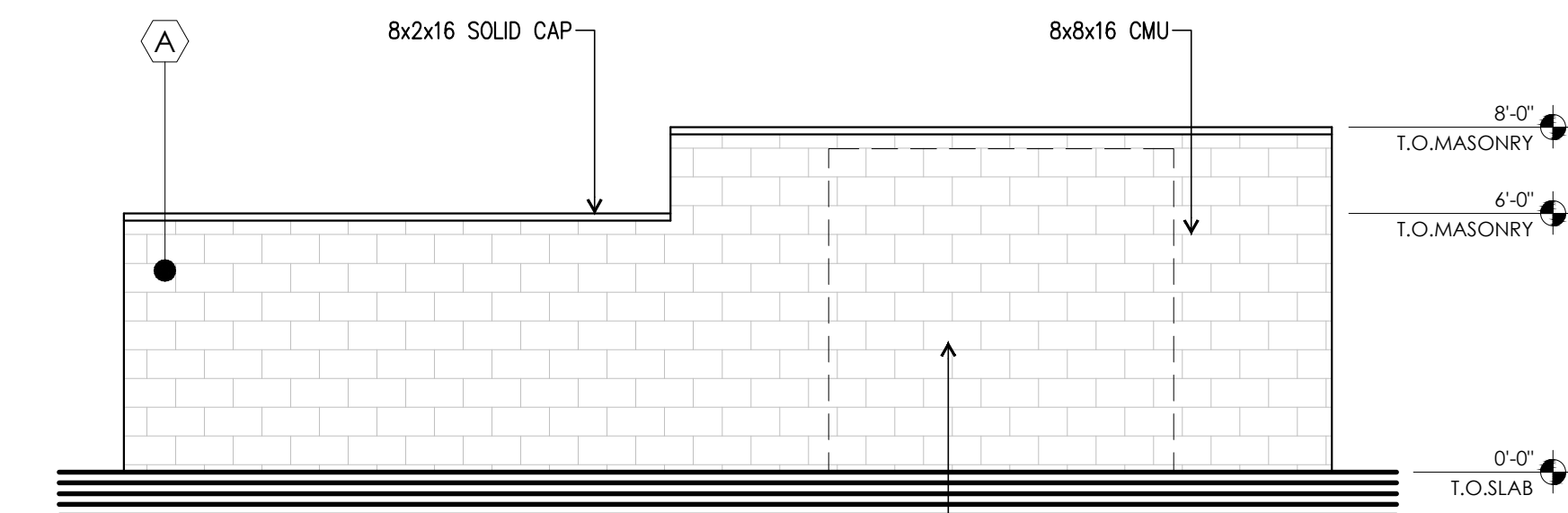
**FRONT ELEVATION - TRASH ENCLOSURE**

SCALE: 1/4" = 1'-0"



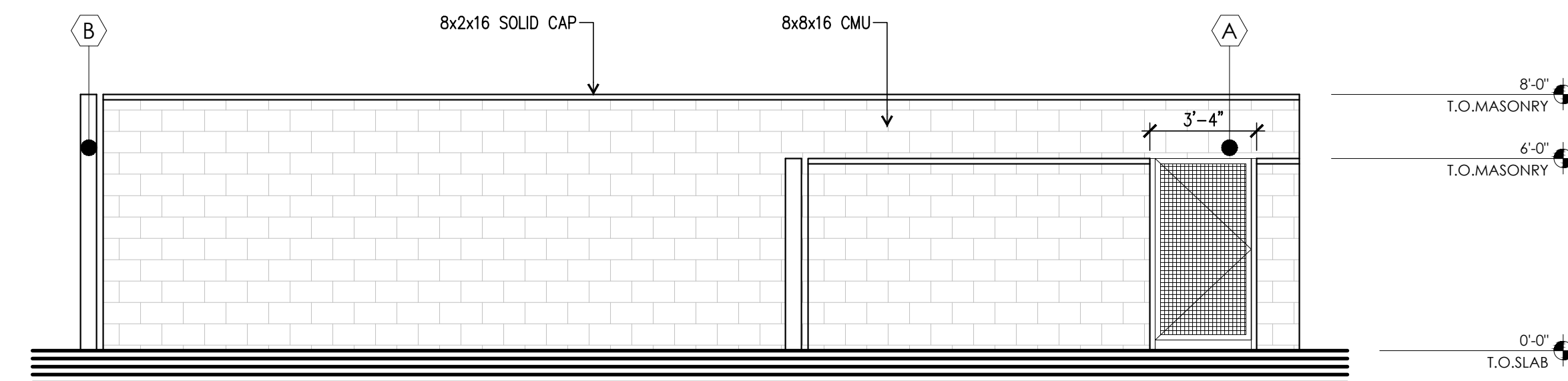
**LEFT ELEVATION - TRASH ENCLOSURE**

SCALE: 1/4" = 1'-0"



**REAR ELEVATION - TRASH ENCLOSURE**

SCALE: 1/4" = 1'-0"



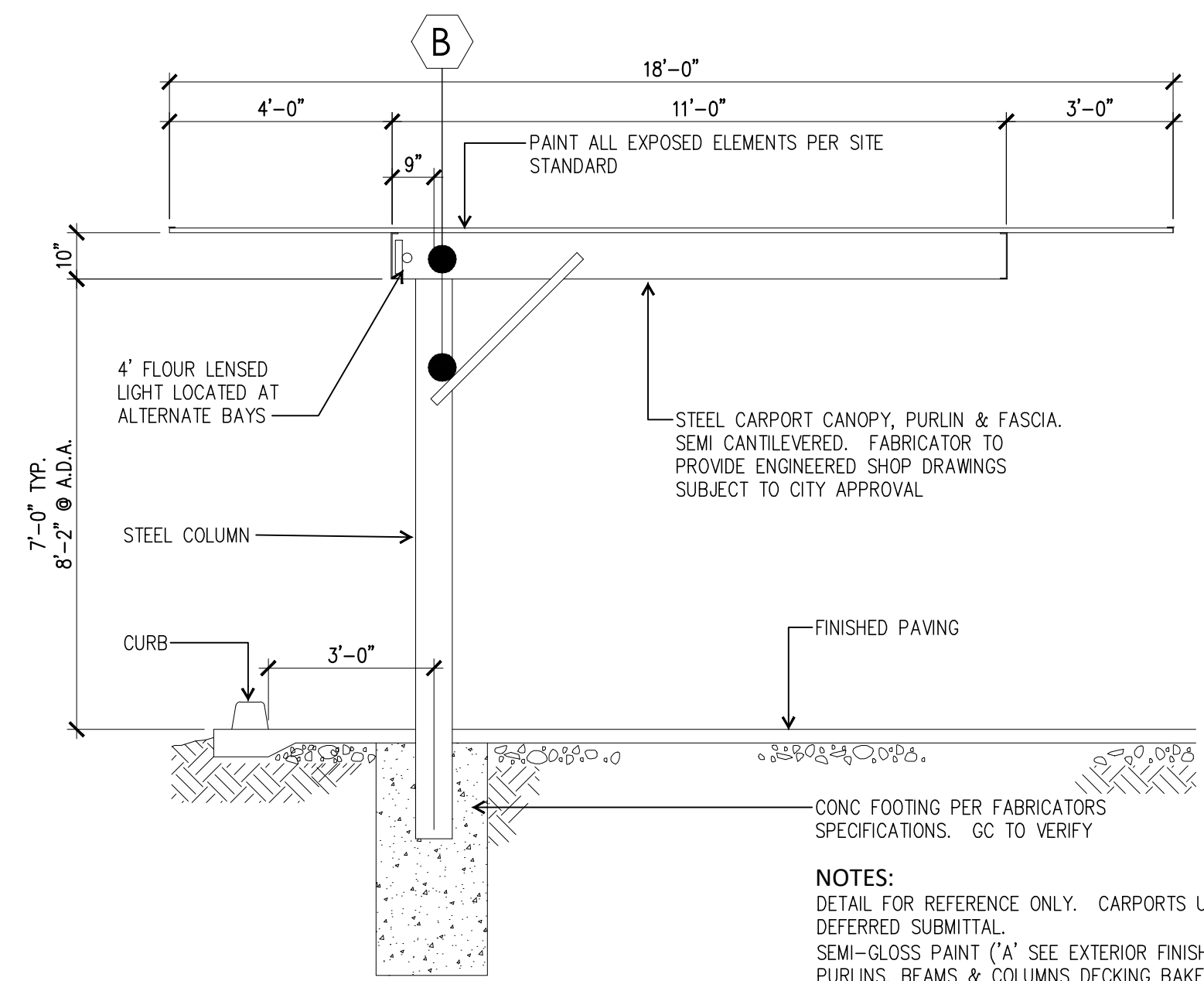

**RIGHT ELEVATION - TRASH ENCLOSURE**

SCALE: 1/4" = 1'-0"

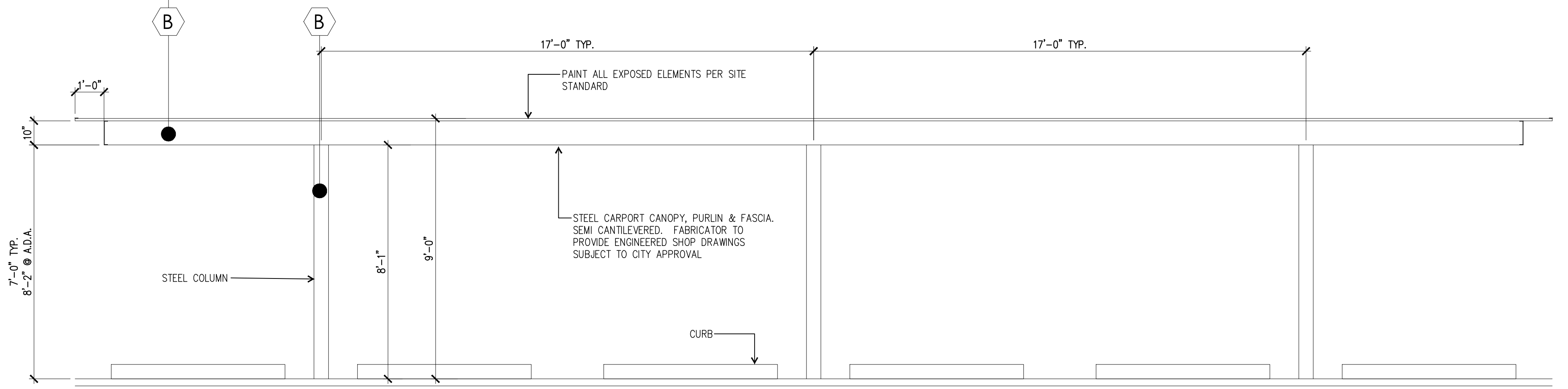
EXTERIOR PAINT SCHEDULE			
TAG	MANUFACTURER	COLOR	NOTES
(A)	DUNN EDWARDS	DE6226 FOGGY DAY	BLDG COLOR
(B)	DUNN EDWARDS	DE6220 POROUS STONE	BLDG COLOR
(C)	DUNN EDWARDS	DEA156 CHERRY COLA	ACCENT BLDG COLOR
(D)	DUNN EDWARDS	DE6329 COVER OF NIGHT	TRIM, METAL WORK
(E)	DUNN EDWARDS	DE6185 LIGHT ASPIRATION	ACCENT BLDG COLOR

EXTERIOR MATERIAL SCHEDULE				
TAG	MATERIAL	MANUFACTURER	PRODUCT NO./ COLOR/ TEXTURE	NOTES
(1)	1 COAT STUCCO SYSTEM		MEDIUM SAND FINISH	
(2)	METAL RAILING			
(3)	TILE VENEER	TILEBAR	CORINTHIAN WHITE	12"X12" OR EQUAL
(4)	DECORATIVE METAL			
(5)	FASCIA POP OUT			
(6)	BRICK VENEER	ELDORADO STONE	TUNDRABRICK LATIGO	
(7)	METAL AWNING			
(8)	VINYL WINDOW		WHITE	
(9)	FOAM BAND			
(10)	METAL CANOPY			
(11)	FRAMED POPOUT			
(12)	HORIZONTAL SIDING	JAMES HARDIE		
(13)	NOT USED			
(14)	ROOF OVERHANG			




**NOTES:**  
 DETAIL FOR REFERENCE ONLY. CARPORTS UNDER SEPARATE PERMIT VIA DEFERRED SUBMITTAL.  
 SEMI-GLOSS PAINT ('A' SEE EXTERIOR FINISH SCH).  
 PURLINS, BEAMS & COLUMNS DECKING BAKED ENAMEL IN PRE-FINISH COLOR.  
 PROVIDE ARCHITECT SAMPLES TO CHOOSE, WHITE SHALL NOT BE ACCEPTABLE.



111 CARPORT SECTION  
 3/8" = 1'-0"



PROPOSED NEW MULTI-FAMILY PROJECT FOR:  
**EVERGREEN**  
**THE HOMESTEAD @ SIGNAL BUTTE**  
 SWC OF RUBIDIUM AVE. & SIGNAL BUTTE RD.  
 MESA, AZ



dwg name: PRELIMINARY ELEVATIONS  
 CARPORT  
 dwg no: SD8.10  
 date: 2-19-2026  
 job no: 2025.24 log no: