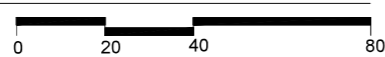


LANDSCAPE PLAN

SCALE 1"=20'-0"



PLANTING IN THE PUE

All trees will be planted outside of the PUE.
Shrubs are acceptable planted within the PUE.

PLANT MATERIAL LEGEND

KEY	SYMBOL	BOTANICAL/Common NAME	SIZE (Height, Canopy, & Caliper)	QUANT.
TREES				
1		Sophora secundiflora Texas Mountain Laurel	24" Box 6' 3" 1.0" Double-Staked Typ.	6
2		Eucalyptus papuana Ghost Gum	24" Box 10' 4" 1.5" Double-Staked Typ.	4
3		Prunus cerasifera 'atropurpurea' Purple Leaf Plum	24" Box 8' 4" 1.25" Double-Staked Typ.	12
4		Olea europaea 'Swan Hill' Swan Hill Olive	24" Box 8' 4" 1.25" 36" Box 10' 6" 2.5" Double-Staked Typ.	4
5		Quercus virginiana Heritage Live Oak	24" Box 9' 4" 1.25" 36" Box 10' 6" 2.0" Double-Staked Typ.	16
LARGE SHRUBS				
6		Eremophila 'Valentine' Valentine Bush	5 Gallon	56
7		Leucophyllum langmaniae Rio Bravo Texas Ranger	5 Gallon	48
MEDIUM AND SMALL SHRUBS				
8		Callistemon c. 'Little John' Little John Bottle Brush	5 Gallon	98
9		Ruellia peninsularis Baja Ruellia	5 Gallon	29
10		Muhlenbergia capillaris "Regal Mist" Regal Mist Deer Grass	5 Gallon	38
GROUNDCOVERS				
11		Lantana m. 'New Gold' New Gold Lantana	1 Gallon	83
ACCENTS				
12		Ficus pumila Creeping Fig Vine	5 Gallon Tie to trellis	8
13		Hesperaloe parviflora Red Yucca	5 Gallon	6
LANDSCAPE MATERIALS				
15		Decomposed Granite Desert Gold	1/2" size screened 2" Deep	

PLANT CALCULATIONS

STREET RIGHT-OF-WAY LANDSCAPING:			
Linear Feet of Frontage-	200 FT		
Trees required-	8	Trees provided-	8
(1 Trees per 25 Linear ft.)			
Shrubs required-	32	Shrubs provided-	54
(4 Shrubs per 25 Linear ft.)			
ADJACENT PROPERTY LINE LANDSCAPING:			
Linear Feet of Adjacent Property Line-	976 FT		
Trees required-	32	Trees provided-	32
(1 Trees per 30 Linear ft.)			
Shrubs required-	160	Shrubs provided-	170
(4 Shrubs per 30 Linear ft.)			
PARKING LOT LANDSCAPING:			
Total Parking Islands-	2		
Trees required-	2	Trees provided-	2
(1 Tree per 15' Parking Island)			
Shrubs required-	6	Shrubs provided-	6
(3 Shrubs per 15' Parking Island)			
PLANT SIZE:			
STREET RIGHT-OF-WAY			
24" Box Trees	Required - 4	Provided -	6
(Min. 50% of required trees)			
36" Box Trees	Required - 2	Provided -	2
(Min. 25% of required trees)			
ADJACENT PROPERTY LINE			
24" Box Trees	Required - 16	Provided -	32
(Min. 50% of required trees)			
PARKING LOT			
36" Box	Required - 1	Provided -	1
(Min. 10% of required parking lot trees)			
24" Box	Required - 1	Provided -	1
(All trees other than required 36" box trees)			


**PRELIMINARY
NOT FOR
CONSTRUCTION**

no.	date	description

Farnsworth Albany


56th Albany

PROJECT NO: 23006
DATE: 09/18/24



atmosphere architects
p.o. box 5267
mesa, az 85211

contact: Tim Boyle
email: tim@atmosarch.com
tel: 917-526-0323



Campbell Collaborative
111 E. Dunlap Ave., Suite 1-278
Phoenix, Arizona 85001
Donald Campbell R.E.
don@campbellcollaborative.com
T: (602) 966-1666 F: (602) 966-1677

**FINAL
Landscape Plan**

L100

ZON23-00771