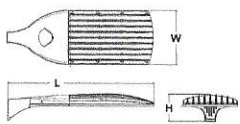


D-Series Size 2 LED Area Luminaire

Form with fields for Catalog Number, Name, Type (SA), and other details.

Specifications
EPA: 1.1 ft
Length: 40"
Width: 15"
Height: 7.1/4"
Weight (max): 26 lbs



Capable Luminaire
This item is an A+ capable luminaire, which has been designed and tested to provide consistent color appearance and system-level interoperability.
All configurations of this luminaire meet the Acuity Brands' specification for chromatic consistency.
This luminaire is A+ Certified when ordered with DTL controls marked by a shielded background.
All DTL equipped luminaires meet the A+ specification for luminaire to photovoltaic interoperability.
This luminaire is part of an A+ Certified solution for ROAM or XPoint Wireless control networks, providing out-of-the-box control compatibility with simple commissioning, when ordered with drivers and control options marked by a shielded background.

Ordering Information

EXAMPLE: DSX2 LED P7 3TM MVOLT SPA DD8XD

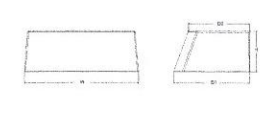
Table with columns for Series, LED, Color Temperature, Distribution, Voltage, and Shipping. Includes sub-tables for 'Control options' and 'Shipped installed'.



ARC2 LED Architectural Wall Luminaire

Form with fields for Catalog Number, Name, Type (W), and other details.

Specifications
Depth (D1): 9.25"
Depth (D2): 7.5"
Height: 5"
Width: 14"
Weight (without options): 11 lbs



Introduction
The Lithonia Lighting ARC LED wall-mounted luminaires provide both architectural styling and visually comfortable illumination while providing the high energy savings and low initial costs for quick financial payback.
ARC2 delivers up to 6,500 lumens with a soft, non-pixelated light source, creating a visually comfortable environment. It offers integrated emergency battery backup options, including an 8W cold temperature option, making it suitable for pedestrian scale applications in any environment.

ARC LED Family Overview

Table showing luminaire models (ARC1 LED, ARC2 LED) and their approximate lumen outputs for different configurations.

Ordering Information

EXAMPLE: ARC2 LED P2 40K MVOLT PE DD8XD

Table with columns for Series, Package, Color Temperature, Voltage, Options, and Finish. Includes sub-tables for 'Accessories' and 'Shipped installed'.

MAXLUME (ARCHITECTURAL LED LUMINAIRE) By Elite Lighting

DIDE HHJ6-LED 6" Architectural High Lumen LED Downlight - Retrofit

Product page for HHJ6-LED downlight. Includes technical drawings, photometric diagrams, and a detailed table of specifications for various lumen outputs and beam spreads.

MAXLUME (ARCHITECTURAL LED LUMINAIRE) By Elite Lighting

HHJ6-LED 6" Architectural High Lumen LED Downlight - Retrofit

Product page for HHJ6-LED downlight, continuing from the previous page. Includes thermal management information, mounting details, and a table of photometric data.

Ordering Information

Table listing various accessories for the D-Series luminaire, such as drivers, sensors, and mounting hardware.

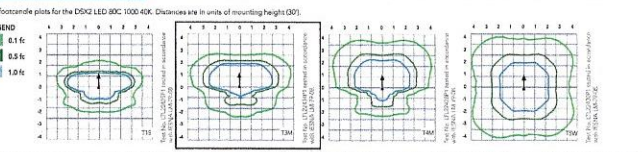
External Glare Shield



Drilling

Drilling information including a table for Tenon Mounting Slipfitter and a diagram for Handhole Orientation.

Photometric Diagrams



Performance Data

Table showing Lumen Output and Electrical Load for different luminaire configurations.

Electrical Load

Table showing electrical load specifications for different luminaire models.

Lumen Ambient Temperature (LAT) Multiplier

Table showing LAT multiplier values based on ambient temperature.

Projected LED Lumen Maintenance

Table showing lumen maintenance factors over time and operating hours.

Photometric Diagrams

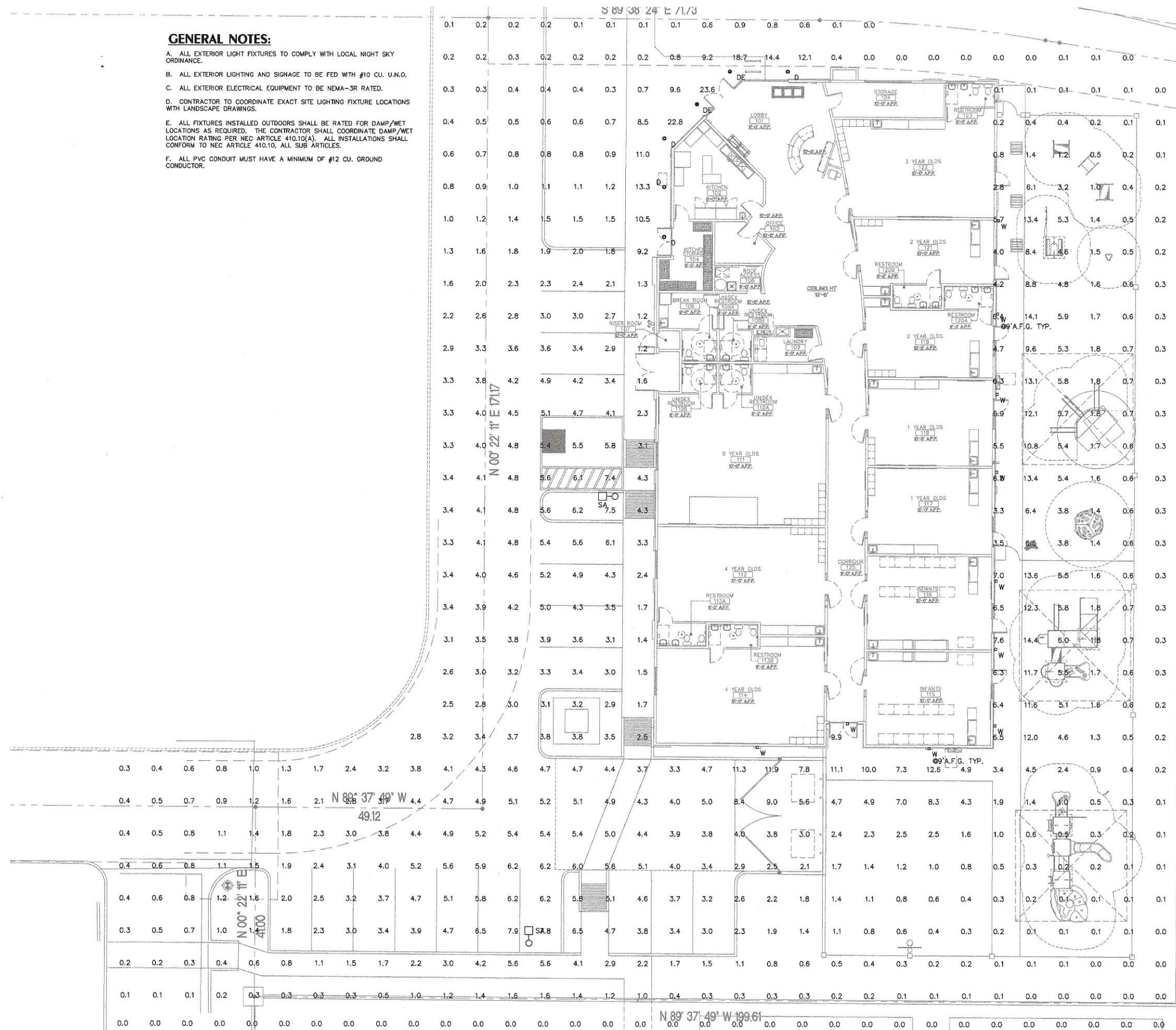


MAVEN ENGINEERING logo and contact information: Job #22DCM245, Tel: (480) 308-0180, Fax: (480) 308-7887.

Kids Inc. Cadence at Gateway South Lot 2 Mesa, AZ. John Reddell Architects, Inc. Architecture Interiors Land Planning. 4992 S. 150th Street Gilbert, Arizona 85234. Includes a professional seal for Bryan P. Jehling.

GENERAL NOTES:

- A. ALL EXTERIOR LIGHT FIXTURES TO COMPLY WITH LOCAL NIGHT SKY ORDINANCE.
- B. ALL EXTERIOR LIGHTING AND SIGNAGE TO BE FED WITH #10 CU. U.N.O.
- C. ALL EXTERIOR ELECTRICAL EQUIPMENT TO BE NEMA-3R RATED.
- D. CONTRACTOR TO COORDINATE EXACT SITE LIGHTING FIXTURE LOCATIONS WITH LANDSCAPE DRAWINGS.
- E. ALL FIXTURES INSTALLED OUTDOORS SHALL BE RATED FOR DAMP/WET LOCATIONS AS REQUIRED. THE CONTRACTOR SHALL COORDINATE DAMP/WET LOCATION RATING PER NEC ARTICLE 410.10(A). ALL INSTALLATIONS SHALL CONFORM TO NEC ARTICLE 410.10, ALL SUB ARTICLES.
- F. ALL PVC CONDUIT MUST HAVE A MINIMUM OF #12 CU. GROUND CONDUCTOR.



PHOTOMETRICS

LUMINAIRE SCHEDULE					
CALLOUT	SYMBOL	LAMP	MODEL	DESCRIPTION	BALLAST
D	○	(1) 12.75W C1Z1206-07	ELITE LIGHTING CL-DIM10-ANVOLT- MD-40K-90-HH6-6501-CL-WH	6" HIGH LUMEN LED DOWNLIGHT, WET RATED	STANDARD
DE	●	(1) 12.75W C1Z1206-07	ELITE LIGHTING CL-DIM10-ANVOLT- MD-40K-90-HH6-6501-CL-WH-EMC-LED-10W	6" HIGH LUMEN LED DOWNLIGHT, WET RATED, PROTECT BATTERY BACK-UP, DIMMABLE	STANDARD
SA	○□	(1) LED	Lithonia Lighting, DSX2 LED P4 40K T3M MVOLT HS	DSX2 LED P4 40K T3M MVOLT with houseshield	ELECTRONIC
W	○	(1) LED	LITHONIA LIGHTING ARC22 LED P3 40K PE	ARC22 LED WITH P3 - PERFORMANCE PACKAGE, 4000K PHOTOCELL	ELECTRONIC

MAVEN ENGINEERING Job #22DCM245
Tel: (480) 308-0180
Fax: (480) 308-7827

8011 S Avenida del Yagui
Guadalupe, Arizona 85295

Note: Any changes made to final bid documents due to field changes will be billed hourly to the contractor.

Kids Inc.
Cadence at Gateway South
Lot 2
Mesa, AZ

John Reddell Architects, Inc.
Architecture Interiors Land Planning
4922 S. 19th Road
Gilbert, Arizona 85296
(480) 492-2964 (ext)
Email: jreddell@reddellarchitects.com

Date: 9/4/23
By: BRYAN P. JEHUNG
Arizona 9/23/23

EXPRESS DELIVERY
E0.1

1" = 10'

