

COUNCIL MINUTES

February 7, 2019

The City Council of the City of Mesa met in a Study Session in the lower level meeting room of the Council Chambers, 57 East 1st Street, on February 7, 2019 at 7:30 a.m.

COUNCIL PRESENT

John Giles
Mark Freeman
Francisco Heredia
David Luna
Kevin Thompson
Jeremy Whittaker

COUNCIL ABSENT

Jennifer Duff

OFFICERS PRESENT

Christopher Brady
Agnes Goodwine
Jim Smith

Mayor Giles excused Councilmember Duff from the entire meeting.

1. Review items on the agenda for the February 11, 2019 Regular Council meeting.

All of the items on the agenda were reviewed among Council and staff and the following was noted:

Conflict of interest: None.

Items removed from the consent agenda: None.

2-a. Hear a presentation, discuss, and provide direction on the proposed 5-year implementation plan and schedule for the 2018 General Obligation Bond projects for parks and recreation, cultural, and public safety.

Office of Management and Budget Coordinator Scott Butler displayed a PowerPoint presentation. **(See Attachment 1)** He commented that a bond authorization is a multi-year project that can take several years.

Mr. Butler explained that the expenditures provided are estimates and added that each implementation is displayed by Fiscal Year (FY). (See Pages 3 through 8 of Attachment 1)

Mr. Butler provided Council with a detailed 2018 General Obligation Project Schedule for their review. **(See Attachment 2)**

Mr. Butler highlighted land acquisition projects already in progress. He noted that the Northeast Public Safety Facility is a joint substation for the Police and Fire and Medical Departments. He clarified that the Public Safety communication fiber project is to close some of the gaps with other

ongoing projects by connecting to the communication fiber. He noted that the main focus will be in downtown. (See Page 3 of Attachment 1)

In response to a question posed by Mayor Giles, City Manager Christopher Brady responded that fiber and conduit are installed by the City and a commercial business can rent the conduit space from the City.

In response to a question from Councilmember Luna, Mr. Butler confirmed that the Engineering Department is working with the i.d.e.a. Museum on design and conceptual drawings. He added that the conceptual drawings will assist with additional fundraising. (See Page 4 of Attachment 1)

Mr. Brady explained that when the conceptual drawings are completed, a gap will occur prior to the beginning of construction in order for the i.d.e.a. Museum to hold fundraisers. He stated construction is scheduled to begin in FY 2022/23.

Mr. Butler pointed out that by FY 2022/23 all design work will be completed with only construction remaining on the bond projects. (See Pages 7 and 8 of Attachment 1)

Mr. Butler stated that the Fire Apparatus Replacement schedule has \$24.7 million in funding for FY 2019/20 through FY 2022/23 and that when the Fire and Medical Department is determining the replacement schedule they consider mileage and years in service of the equipment. (See Page 9 of Attachment 1)

In response to a question posed by Mayor Giles, Mr. Brady explained that the apparatus listed are large vehicles with a substantial purchase price such as the pumper and ladder trucks, whereas the cost of heavy-duty vehicles for medical response units would be financed through the City's sales tax revenue.

Mr. Butler highlighted the Operations and Maintenance (O&M) estimated costs which are separated between ongoing and start-up costs. (See page 12 of Attachment 1)

Mr. Brady commented that the O&M cost factors in with the timing of projects and whether or not the City is able to absorb the additional O&M costs. He added that the funds listed are above and beyond what the City has, however, the costs will be included in the annual budget review.

In response to a question from Councilmember Thompson, Mr. Brady responded that the construction timeline for the Police Evidence Facility meets the timeline for the Police Department in order to have adequate storage room. He stated that for Monterey Park, the timeline may change if the land acquisition occurs sooner.

In response to a question from Vice Mayor Freeman related to the office park development (Union), Mr. Brady reported that the Riverview District construction is in progress, however, the Development Agreement (DA) is not complete.

In response to a question posed by Councilmember Luna regarding the project schedule, Mr. Brady responded that since the bonds have been approved the City will deliver the projects. He stated that the City has accounted for an economic correction within the next two years and staff will be evaluating budget costs annually to determine the ability to maintain these projects in future years.

Mayor Giles thanked staff for the presentation.

3. Acknowledge receipt of minutes of various boards and committees.

3-a. Library Advisory Board meetings held on September 15 and November 20, 2018.

It was moved by Councilmember Luna, seconded by Vice Mayor Freeman, that receipt of the above-listed minutes be acknowledged.

Upon tabulation of votes, it showed:

AYES – Giles-Freeman-Heredia-Luna-Thompson-Whittaker

NAYS – None

ABSENT – Duff

Mayor Giles declared the motion carried unanimously by those present.

4. Hear reports on meetings and/or conferences attended.

Mayor Giles: State of the City

5. Scheduling of meetings and general information.

City Manager Christopher Brady stated that the schedule of meetings is as follows:

Saturday, February 9, 2019, 5:00 a.m. – Mesa-Phx Marathon


Saturday, February 9, 2019, 8:00 a.m. – Councilmember Luna's Heart Your Health Expo

Monday, February 11, 2019, 5:15 p.m. – Study Session

Monday, February 11, 2019, 5:45 p.m. – Regular Council Meeting

6. Adjournment.

Without objection, the Study Session adjourned at 8:17 a.m.



JOHN GILES, MAYOR

ATTEST:



DEE ANN MICKELSEN, CITY CLERK

I hereby certify that the foregoing minutes are a true and correct copy of the minutes of the Study Session of the City Council of Mesa, Arizona, held on the 7th day of February, 2019. I further certify that the meeting was duly called and held and that a quorum was present.



DEE ANN MICKELSEN, CITY CLERK



2018 General Obligation Bond Update

February 7, 2019

Scott Butler, Office of Management & Budget

2018 Bond Program Proposed Project Schedule

Factors in Project Schedule Development:

- Multi-year bond program (2019 – 2024) to manage voter authorization
- Respond to priorities and needs of the City
- Balance Engineering project workload
- Ensure available funding to support the operation/maintenance impact

FY 2018/19

Estimated expenditures \$14.9M

Land Acquisition

Fire Station 221 – Eastmark

Monterey Park

North Center Street

Northeast Public Safety
Facility

Design

Communication Fiber

i.d.e.a. Museum Phase 1

City Center Plaza

Lehi Crossing

Shared Use Path

Dobson Library Improvements

Main Library Improvements

Federal Building Renovation

Harris Basin Playground

FY 2019/20

Estimated expenditures \$27.8M

Design

Eastern Canal	North Center Street
Shared Use Path	Northeast Public Safety Facility
Federal Building Renovation	Red Mountain Park Community Athletic Fields
i.d.e.a. Museum Phase 1	
Lehi Crossing	Red Mountain Park Youth Baseball/Softball
Shared Use Path	
Monterey Park	

Construction

City Center Plaza
Communication Fiber
Dobson Library Improvements
Fire Station 221 – Eastmark
Harris Basin Playground
Main Library Improvements

FY 2020/21

Estimated expenditures \$30.0M

Design

Eastern Canal	Red Mountain Park
Shared Use Path	Youth Baseball/Softball
Northeast Public Safety Facility	Signal Butte Park Phase 2
Red Mountain Park	Southeast Mesa Library
Community Athletic Fields	

Construction

City Center Plaza	Lehi Crossing
	Shared Use Path
Communication Fiber	Monterey Park
Federal Building Renovation	North Center Street
Fire Station 221 – Eastmark	

FY 2021/22

Estimated expenditures \$49.6M

Design

Crismon and Elliot Basin

Dog Park – Countryside Park

i.d.e.a. Museum Phase 1

Marlborough Mesa Park

Palo Verde Park

Police Evidence Facility

Southeast Mesa Library

Construction

Communication Fiber

North Center Street

Eastern Canal

Northeast Public Safety

Shared Use Path

Facility

Federal Building

Red Mountain Park

Renovation

Community Athletic Fields

Lehi Crossing

Red Mountain Park

Shared Use Path

Youth Baseball/Softball

Monterey Park

Signal Butte Park

Phase 2

FY 2022/23

Estimated expenditures \$57.4M

Construction

Crismon & Elliot Basin	Palo Verde Park
Countryside Park Dog Park	Police Evidence Facility
i.d.e.a. Museum Phase 1	Signal Butte Park Phase 2
Marlborough Mesa Park	Southeast Mesa Library
Monterey Park	
North Center Street	
Northeast Public Safety Facility	

FY 2023/24

Estimated expenditures \$16.3M

Construction

Crismon & Elliot Basin

Countryside Park Dog Park

i.d.e.a. Museum Phase 1

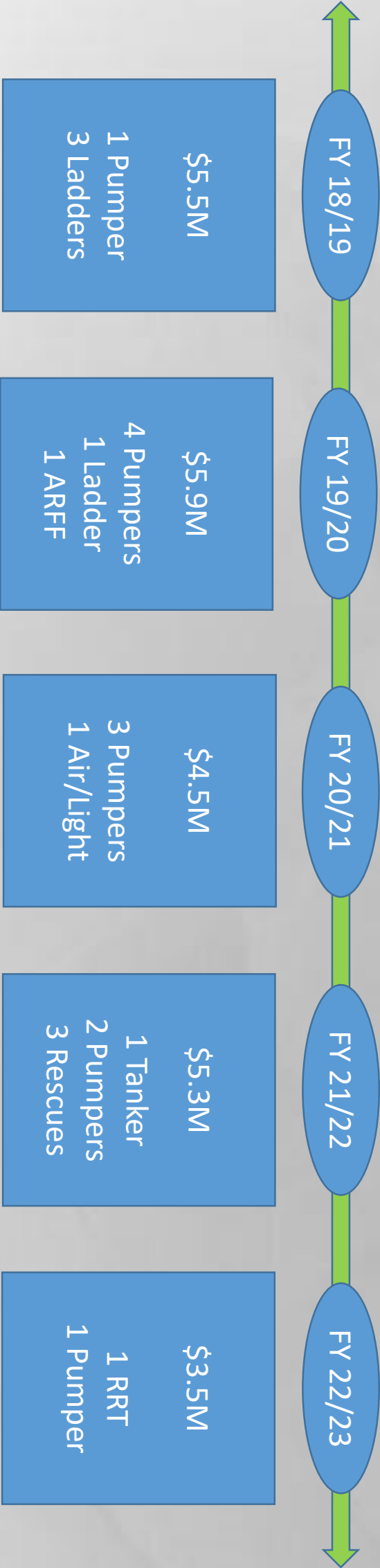
Police Evidence Facility

Southeast Mesa Library

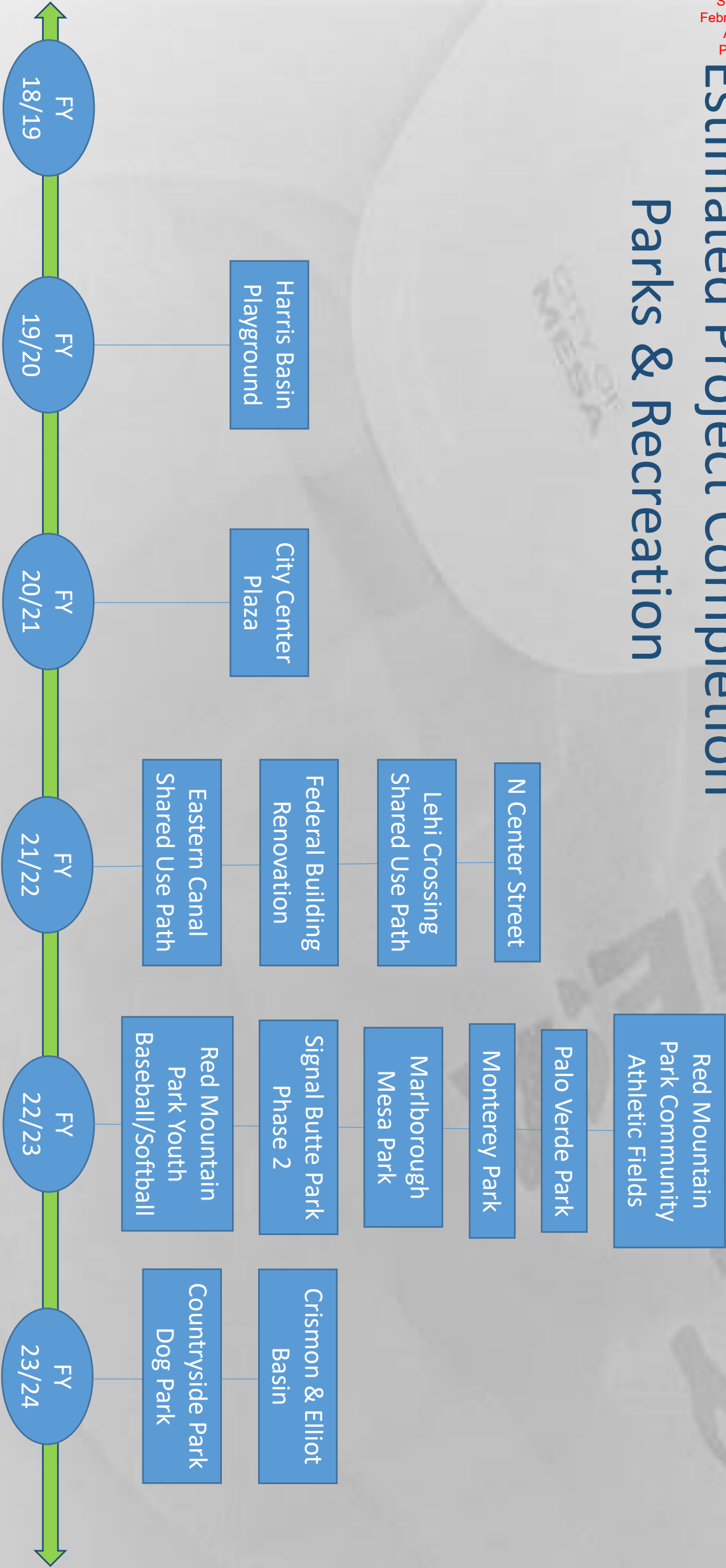
Fire Apparatus Replacement

Purchase

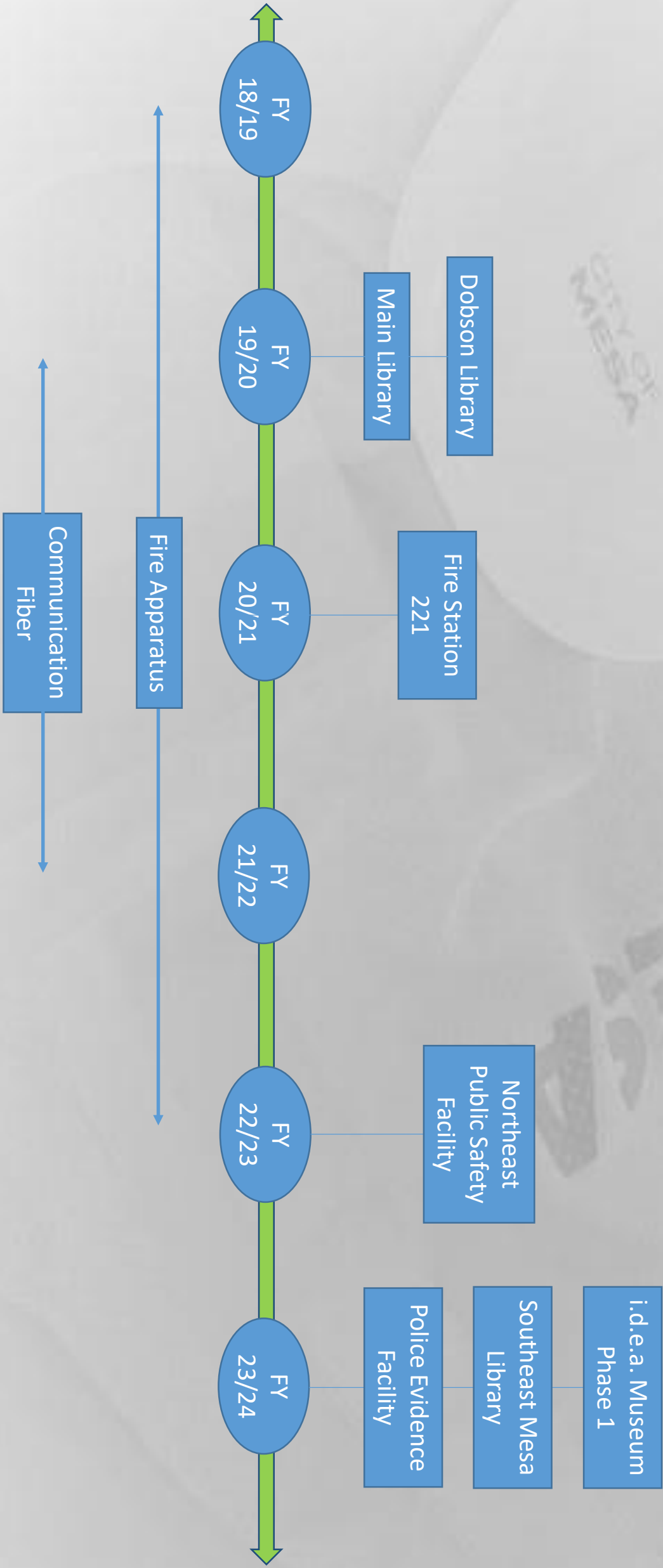
The Fire and Medical Department maintains a multi-year forecast apparatus replacement schedule based on established industry standards for mileage and years in service. The 2018 General Obligation Bond Authorization provides \$24.7M in funding for these replacements for fiscal years 2019 – 2023.



Estimated Project Completion Parks & Recreation



Estimated Project Completion Public Safety & Cultural



Operations & Maintenance (O&M)

O&M is separated between ongoing and start up costs. Ongoing costs occur each year and include personnel, utilities, landscape maintenance, etc. Start up costs are one-time purchases needed to provide services including such things as computer equipment, shelving, and landscape mowers.

OPERATIONS & MAINTENANCE	FY 18/19	FY 19/20	FY 20/21	FY 21/22	FY 22/23	FY 23/24	FY 24/25	FY 25/26
Total Ongoing	-	280,820	2,309,199	2,725,030	5,473,699	8,681,606	12,114,566	12,552,613
Total Start Up	720,000	1,514,000	1,523,958	1,817,377	2,100,497	2,255,678	4,483,653	-
TOTAL	720,000	1,794,820	3,833,157	4,542,407	7,574,196	10,937,284	16,598,219	12,552,613
O&M BY FUND								
Arts & Culture Fund (AC)	-	-	-	-	-	-	25,889	26,825
General Fund (GF)	720,000	1,794,820	2,078,968	2,589,759	3,740,210	6,848,374	12,380,265	8,182,136
Environmental Compliance (EC)	-	-	17,219	17,607	18,028	18,474	18,940	19,625
Local Streets Fund (LS)	-	-	-	6,278	22,499	23,056	23,629	24,493
Public Safety Fund (PS)	-	-	1,736,970	1,928,763	3,793,459	4,047,380	4,149,496	4,299,534
TOTAL	720,000	1,794,820	3,833,157	4,542,407	7,574,196	10,937,284	16,598,219	12,552,613

Questions



mesa·az

2018 GO Bond Project Schedule - Parks & Recreation

PROJECT TITLE	FUNDING	FY 18/19	FY 19/20	FY 20/21	FY 21/22	FY 22/23	FY 23/24	FY 24/25	FY 25/26	BOND TOTAL
Athletic Fields										
Crismon & Elliot Basin	BOND ONGOING - GF START UP - GF				200,000	800,000	1,500,000	181,005	187,550	2,500,000
Monterey Park	BOND ONGOING - GF START UP - GF	1,000,000	1,000,000	3,000,000	4,500,000	2,800,000	464,438	476,156	493,373	12,300,000
North Center Street	BOND ONGOING - GF START UP - GF	3,800,000	1,000,000	4,400,000	5,000,000		405,435	415,664	430,694	14,200,000
Red Mountain Park Youth Baseball/Softball	BOND ONGOING - GF START UP - GF		100,000	700,000	3,200,000	3,200,000	455,370	466,859	483,740	7,200,000
Red Mountain Park Community Athletic Fields	BOND ONGOING - GF START UP - GF		100,000	500,000	11,400,000	13,000,000	882,995	905,273	938,006	25,000,000
Park Amenities										
City Center Plaza	BOND ONGOING - GF START UP - GF	200,000	5,500,000	2,000,000	273,689	280,228	287,159	294,404	305,049	7,700,000
Palo Verde Park Playground	BOND ONGOING - GF				35,000	315,000	10,705	10,975	11,371	350,000
Marlborough Mesa Park Playground	BOND ONGOING - GF				20,000	180,000	6,115	6,270	6,496	200,000
Countryside Park Dog Park	BOND ONGOING - GF				37,500	112,500	400,000	19,417	20,119	550,000
Harris Basin Playground	BOND ONGOING - EC	35,000	265,000	17,219	17,607	18,028	18,474	18,940	19,625	300,000
Paths										
Eastern Canal Shared Use Path	BOND ONGOING - LS		180,000	620,000	1,000,000	16,071	16,469	16,884	17,495	1,800,000
Lehi Crossing Shared Use Path	BOND ONGOING - LS	200,000	2,000,000	2,100,000	1,300,000	6,428	6,587	6,745	6,998	5,600,000
Signal Butte Park Phase 2	BOND ONGOING - GF START UP - GF			500,000	2,100,000	2,400,000	738,765	757,404	784,790	5,000,000
BOND		5,235,000	10,145,000	13,820,000	28,792,500	22,807,500	1,900,000	-	-	82,700,000
OPERATIONS & MAINTENANCE										
Total Ongoing	-	-	-	284,866	297,574	1,169,632	3,292,512	3,575,996	3,705,306	
Total Start Up	-	-	-	209,017	-	321,973	1,234,038	180,336	-	
TOTAL	-	-	-	493,883	297,574	1,491,605	4,526,550	3,756,332	3,705,306	
O&M BY FUND										
General Fund (GF)	-	-	-	476,664	273,689	1,451,078	4,485,020	3,713,763	3,661,188	
Environmental Compliance (EC)	-	-	-	17,219	17,607	18,028	18,474	18,940	19,625	
Local Streets Fund (LS)	-	-	-	-	6,278	22,499	23,056	23,629	24,493	
TOTAL	-	-	-	493,883	297,574	1,491,605	4,526,550	3,756,332	3,705,306	



Purchase



Land Acquisition



Design



Construction



Operations & Maintenance

2018 GO Bond Project Schedule - Cultural

PROJECT TITLE	FUNDING	FY 18/19	FY 19/20	FY 20/21	FY 21/22	FY 22/23	FY 23/24	FY 24/25	FY 25/26	BOND TOTAL
Cultural										
Federal Building Renovation	BOND ONGOING - GF START UP - GF	200,000	1,000,000	1,500,000	500,000	209,737	214,925	220,347	228,315	3,200,000
i.d.e.a. Museum (Phase I)	BOND ONGOING - AC BOND ONGOING - GF START UP - GF	80,000	180,000		400,000	2,240,000	2,100,000	25,889	26,825	5,000,000
Southeast Mesa Library	BOND ONGOING - GF START UP - GF			900,000	700,000	10,000,000	5,200,000	2,184,144	2,263,119	16,800,000
Main Library Improvements	BOND ONGOING - GF START UP - GF	500,000	1,000,000	20,000	20,928	21,428	21,958	22,512	23,326	1,500,000
Dobson Library Improvements	BOND ONGOING - GF START UP - GF	500,000	1,000,000	266,897	272,922	279,443	286,354	293,579	304,194	1,500,000
BOND		1,280,000	3,180,000	2,400,000	1,600,000	12,240,000	7,300,000	-	-	28,000,000
OPERATIONS & MAINTENANCE										
Total Ongoing		-	280,820	287,363	498,693	510,608	523,237	2,746,471	2,845,779	
Total Start Up		-	364,000	-	83,712	-	-	3,134,571	-	
TOTAL		-	644,820	287,363	582,405	510,608	523,237	5,881,042	2,845,779	
O&M BY FUND										
General Fund (GF)		-	644,820	287,363	582,405	510,608	523,237	5,855,153	2,818,954	
Arts & Culture Fund (AC)		-	-	-	-	-	-	25,889	26,825	
TOTAL			644,820	287,363	582,405	510,608	523,237	5,881,042	2,845,779	

Purchase

Land Acquisition

Design

Construction

Operations & Maintenance

* Schedule does not include estimated bond sale costs.

2018 GO Bond Project Schedule - Public Safety

PROJECT TITLE	FUNDING	FY 18/19	FY 19/20	FY 20/21	FY 21/22	FY 22/23	FY 23/24	FY 24/25	FY 25/26	BOND TOTAL
Fire and Medical										
Fire Apparatus Replacement	BOND START UP - GF	5,500,000 720,000	5,900,000 1,150,000	4,500,000 1,314,941	5,300,000 1,297,536	3,500,000 1,778,524				24,700,000
Fire Station 221 - Eastmark	BOND ONGOING - PS START UP - GF	100,000	2,500,000	2,500,000 1,736,970	1,928,763 436,129	1,974,844	2,023,690	2,074,748	2,149,767	5,100,000
Police										
Police Evidence Facility	BOND ONGOING - GF START UP - GF				500,000	2,500,000	7,000,000	803,474 1,168,746	832,526	10,000,000
Public Safety										
Northeast Public Safety Facility	BOND FIRE ONGOING - PS FIRE START UP - GF PD ONGOING - GF PD START UP - GF	2,500,000	3,000,000	4,000,000	11,300,000	16,200,000 1,818,615	2,023,690 457,594 818,477 564,046	2,074,748	2,149,767	37,000,000
Communication Fiber		300,000	3,000,000	2,700,000	2,000,000					8,000,000
BOND		8,400,000	14,400,000	13,700,000	19,100,000	22,200,000	7,000,000	-	-	84,800,000
OPERATIONS & MAINTENANCE										
Total Ongoing		-	-	1,736,970	1,928,763	3,793,459	4,865,857	5,792,099	6,001,528	
Total Start Up		720,000	1,150,000	1,314,941	1,733,665	1,778,524	1,021,640	1,168,746	-	
TOTAL		720,000	1,150,000	3,051,911	3,662,428	5,571,983	5,887,497	6,960,845	6,001,528	
O&M BY FUND										
General Fund (GF)		720,000	1,150,000	1,314,941	1,733,665	1,778,524	1,840,117	2,811,349	1,701,994	
Public Safety Fund (PS)		-	-	1,736,970	1,928,763	3,793,459	4,047,380	4,149,496	4,299,534	
TOTAL		720,000	1,150,000	3,051,911	3,662,428	5,571,983	5,887,497	6,960,845	6,001,528	

				
Purchase	Land Acquisition	Design	Construction	Operations & Maintenance

* Schedule does not include estimated bond sale costs.