

## COUNCIL MINUTES

February 7, 2019

The City Council of the City of Mesa met in a Study Session in the lower level meeting room of the Council Chambers, 57 East 1st Street, on February 7, 2019 at 7:30 a.m.

### COUNCIL PRESENT

John Giles  
Mark Freeman  
Francisco Heredia  
David Luna  
Kevin Thompson  
Jeremy Whittaker

### COUNCIL ABSENT

Jennifer Duff

### OFFICERS PRESENT

Christopher Brady  
Agnes Goodwine  
Jim Smith

Mayor Giles excused Councilmember Duff from the entire meeting.

#### 1. Review items on the agenda for the February 11, 2019 Regular Council meeting.

All of the items on the agenda were reviewed among Council and staff and the following was noted:

Conflict of interest: None.

Items removed from the consent agenda: None.

#### 2-a. Hear a presentation, discuss, and provide direction on the proposed 5-year implementation plan and schedule for the 2018 General Obligation Bond projects for parks and recreation, cultural, and public safety.

Office of Management and Budget Coordinator Scott Butler displayed a PowerPoint presentation. **(See Attachment 1)** He commented that a bond authorization is a multi-year project that can take several years.

Mr. Butler explained that the expenditures provided are estimates and added that each implementation is displayed by Fiscal Year (FY). (See Pages 3 through 8 of Attachment 1)

Mr. Butler provided Council with a detailed 2018 General Obligation Project Schedule for their review. **(See Attachment 2)**

Mr. Butler highlighted land acquisition projects already in progress. He noted that the Northeast Public Safety Facility is a joint substation for the Police and Fire and Medical Departments. He clarified that the Public Safety communication fiber project is to close some of the gaps with other

ongoing projects by connecting to the communication fiber. He noted that the main focus will be in downtown. (See Page 3 of Attachment 1)

In response to a question posed by Mayor Giles, City Manager Christopher Brady responded that fiber and conduit are installed by the City and a commercial business can rent the conduit space from the City.

In response to a question from Councilmember Luna, Mr. Butler confirmed that the Engineering Department is working with the i.d.e.a. Museum on design and conceptual drawings. He added that the conceptual drawings will assist with additional fundraising. (See Page 4 of Attachment 1)

Mr. Brady explained that when the conceptual drawings are completed, a gap will occur prior to the beginning of construction in order for the i.d.e.a. Museum to hold fundraisers. He stated construction is scheduled to begin in FY 2022/23.

Mr. Butler pointed out that by FY 2022/23 all design work will be completed with only construction remaining on the bond projects. (See Pages 7 and 8 of Attachment 1)

Mr. Butler stated that the Fire Apparatus Replacement schedule has \$24.7 million in funding for FY 2019/20 through FY 2022/23 and that when the Fire and Medical Department is determining the replacement schedule they consider mileage and years in service of the equipment. (See Page 9 of Attachment 1)

In response to a question posed by Mayor Giles, Mr. Brady explained that the apparatus listed are large vehicles with a substantial purchase price such as the pumper and ladder trucks, whereas the cost of heavy-duty vehicles for medical response units would be financed through the City's sales tax revenue.

Mr. Butler highlighted the Operations and Maintenance (O&M) estimated costs which are separated between ongoing and start-up costs. (See page 12 of Attachment 1)

Mr. Brady commented that the O&M cost factors in with the timing of projects and whether or not the City is able to absorb the additional O&M costs. He added that the funds listed are above and beyond what the City has, however, the costs will be included in the annual budget review.

In response to a question from Councilmember Thompson, Mr. Brady responded that the construction timeline for the Police Evidence Facility meets the timeline for the Police Department in order to have adequate storage room. He stated that for Monterey Park, the timeline may change if the land acquisition occurs sooner.

In response to a question from Vice Mayor Freeman related to the office park development (Union), Mr. Brady reported that the Riverview District construction is in progress, however, the Development Agreement (DA) is not complete.

In response to a question posed by Councilmember Luna regarding the project schedule, Mr. Brady responded that since the bonds have been approved the City will deliver the projects. He stated that the City has accounted for an economic correction within the next two years and staff will be evaluating budget costs annually to determine the ability to maintain these projects in future years.

Mayor Giles thanked staff for the presentation.

3. Acknowledge receipt of minutes of various boards and committees.

3-a. Library Advisory Board meetings held on September 15 and November 20, 2018.

It was moved by Councilmember Luna, seconded by Vice Mayor Freeman, that receipt of the above-listed minutes be acknowledged.

Upon tabulation of votes, it showed:

AYES – Giles-Freeman-Heredia-Luna-Thompson-Whittaker

NAYS – None

ABSENT – Duff

Mayor Giles declared the motion carried unanimously by those present.

4. Hear reports on meetings and/or conferences attended.

Mayor Giles: State of the City

5. Scheduling of meetings and general information.

City Manager Christopher Brady stated that the schedule of meetings is as follows:

Saturday, February 9, 2019, 5:00 a.m. – Mesa-Phx Marathon

Saturday, February 9, 2019, 8:00 a.m. – Councilmember Luna's Heart Your Health Expo

Monday, February 11, 2019, 5:15 p.m. – Study Session

Monday, February 11, 2019, 5:45 p.m. – Regular Council Meeting

6. Adjournment.

Without objection, the Study Session adjourned at 8:17 a.m.

---

JOHN GILES, MAYOR

ATTEST:

---

DEE ANN MICKELSEN, CITY CLERK

I hereby certify that the foregoing minutes are a true and correct copy of the minutes of the Study Session of the City Council of Mesa, Arizona, held on the 7<sup>th</sup> day of February, 2019. I further certify that the meeting was duly called and held and that a quorum was present.

---

DEE ANN MICKELSEN, CITY CLERK

# 2018 General Obligation Bond Update

February 7, 2019

Scott Butler, Office of Management & Budget

# 2018 Bond Program Proposed Project Schedule

## Factors in Project Schedule Development:

- Multi-year bond program (2019 – 2024) to manage voter authorization
- Respond to priorities and needs of the City
- Balance Engineering project workload
- Ensure available funding to support the operation/maintenance impact

# FY 2018/19

Estimated expenditures \$14.9M

Land Acquisition

Fire Station 221 – Eastmark

Monterey Park

North Center Street

Northeast Public Safety  
Facility

Design

Communication Fiber

i.d.e.a. Museum Phase 1

City Center Plaza

Lehi Crossing

Shared Use Path

Dobson Library Improvements

Main Library Improvements

Federal Building Renovation

Harris Basin Playground

# FY 2019/20

Estimated expenditures \$27.8M

## Design

|                             |   |
|-----------------------------|---|
| Eastern Canal               | North Center Street                         |
| Shared Use Path             | Northeast Public Safety Facility            |
| Federal Building Renovation | Red Mountain Park Community Athletic Fields |
| i.d.e.a. Museum Phase 1     |   |
| Lehi Crossing               | Red Mountain Park Youth Baseball/Softball   |
| Shared Use Path             |   |
| Monterey Park               |   |

## Construction

|                             |
|-----------------------------|
| City Center Plaza           |
| Communication Fiber         |
| Dobson Library Improvements |
| Fire Station 221 – Eastmark |
| Harris Basin Playground     |
| Main Library Improvements   |



# FY 2020/21

Estimated expenditures \$30.0M

## Design

|                                  |                           |
|----------------------------------|---------------------------|
| Eastern Canal                    | Red Mountain Park         |
| Shared Use Path                  | Youth Baseball/Softball   |
| Northeast Public Safety Facility | Signal Butte Park Phase 2 |
| Red Mountain Park                | Southeast Mesa Library    |
| Community Athletic Fields        |                           |

## Construction

|                             |                     |
|-----------------------------|---------------------|
| City Center Plaza           | Lehi Crossing       |
|                             | Shared Use Path     |
| Communication Fiber         | Monterey Park       |
| Federal Building Renovation | North Center Street |
| Fire Station 221 – Eastmark |                     |



# FY 2021/22

Estimated expenditures \$49.6M

Design

Crismon and Elliot Basin

Dog Park – Countryside Park

i.d.e.a. Museum Phase 1

Marlborough Mesa Park

Palo Verde Park

Police Evidence Facility

Southeast Mesa Library

Construction

Communication Fiber

North Center Street

Eastern Canal

Northeast Public Safety Facility

Shared Use Path

Facility

Federal Building

Red Mountain Park

Renovation

Community Athletic Fields

Lehi Crossing

Red Mountain Park

Shared Use Path

Youth Baseball/Softball

Monterey Park

Signal Butte Park

Phase 2

# FY 2022/23

Estimated expenditures \$57.4M

Construction

Crismon & Elliot Basin

Palo Verde Park

Countryside Park Dog Park

Police Evidence Facility

i.d.e.a. Museum Phase 1

Signal Butte Park  
Phase 2

Marlborough Mesa Park

Southeast Mesa Library

Monterey Park

North Center Street

Northeast Public Safety Facility

# FY 2023/24

Estimated expenditures \$16.3M

Construction

Crismon & Elliot Basin

Countryside Park Dog Park

i.d.e.a. Museum Phase 1

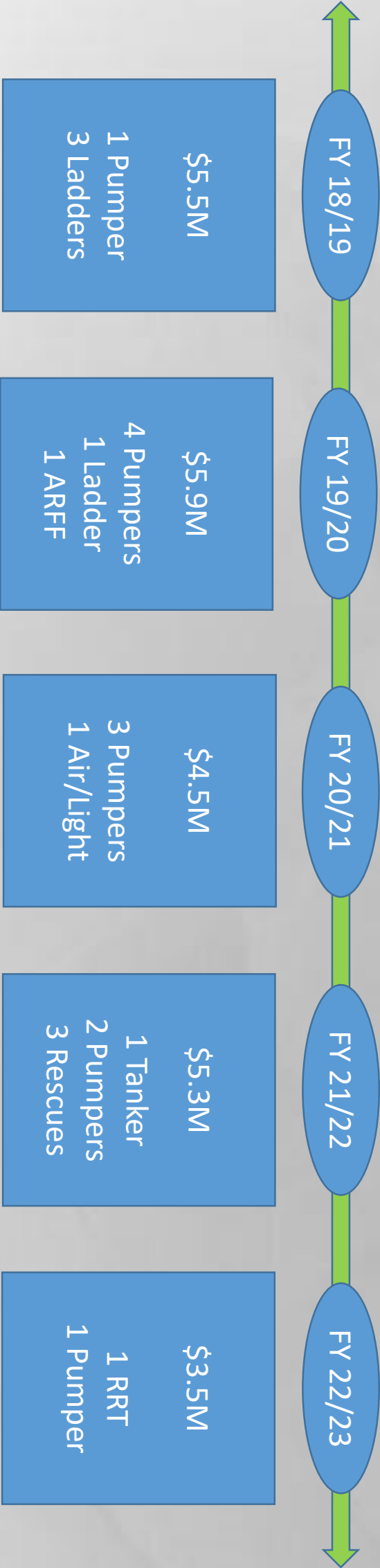
Police Evidence Facility

Southeast Mesa Library

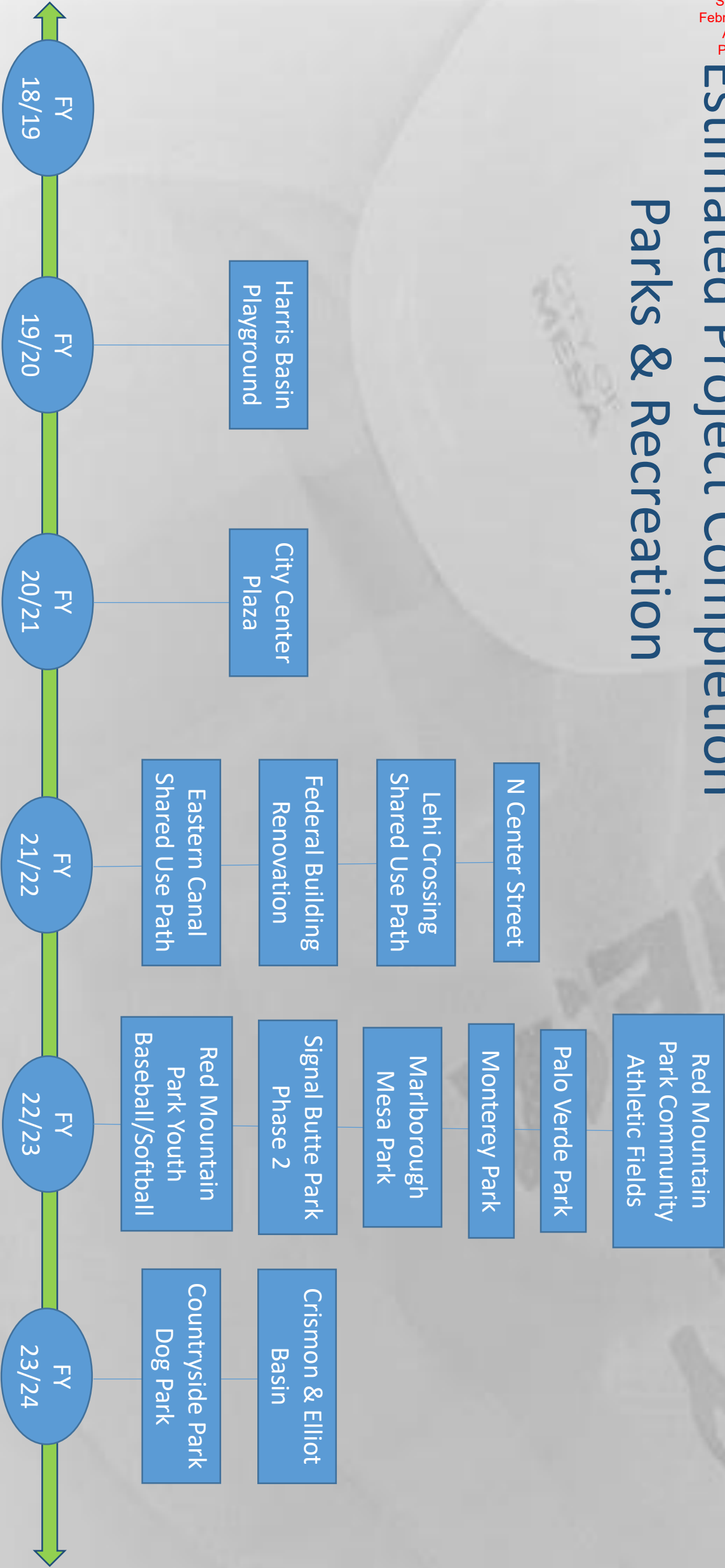
# Fire Apparatus Replacement

Purchase

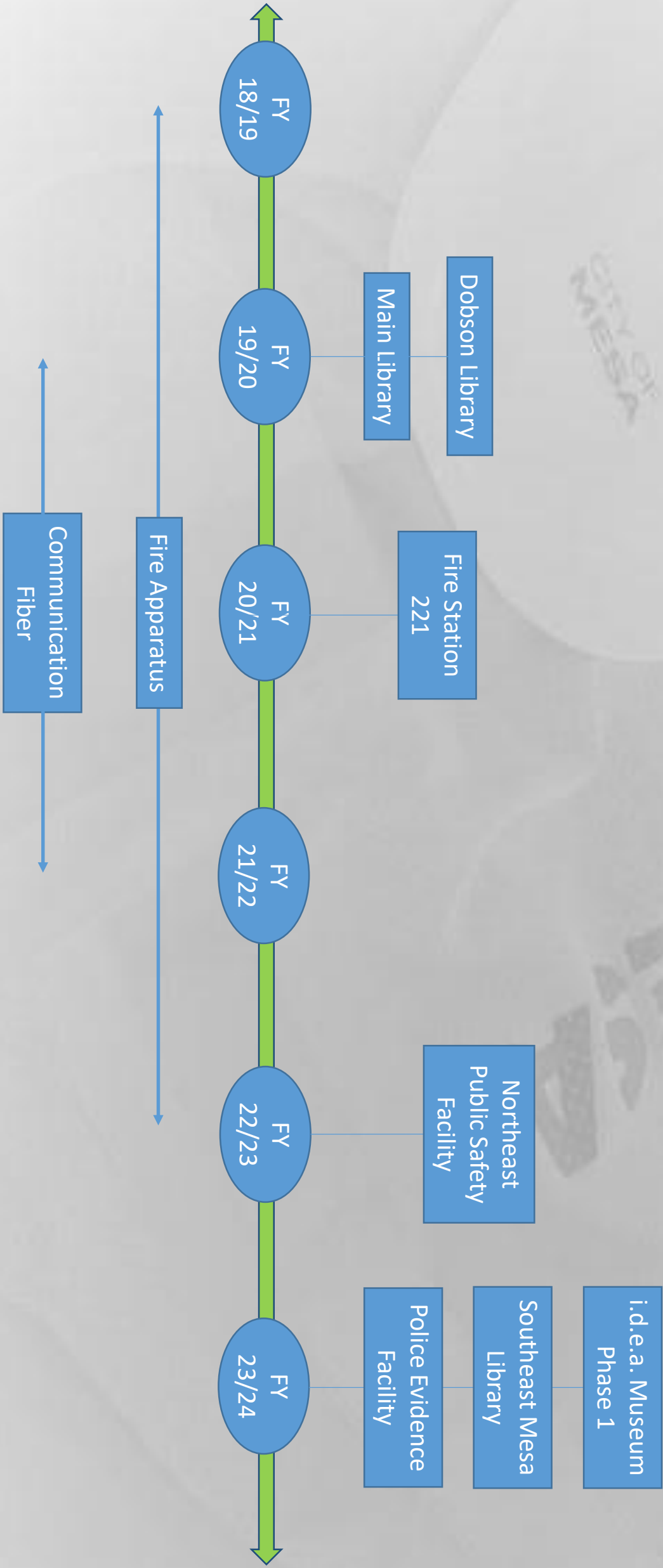
The Fire and Medical Department maintains a multi-year forecast apparatus replacement schedule based on established industry standards for mileage and years in service. The 2018 General Obligation Bond Authorization provides \$24.7M in funding for these replacements for fiscal years 2019 – 2023.



# Estimated Project Completion Parks & Recreation



# Estimated Project Completion Public Safety & Cultural



# Operations & Maintenance (O&M)

O&M is separated between ongoing and start up costs. Ongoing costs occur each year and include personnel, utilities, landscape maintenance, etc. Start up costs are one-time purchases needed to provide services including such things as computer equipment, shelving, and landscape mowers.

| OPERATIONS & MAINTENANCE      | FY 18/19 | FY 19/20  | FY 20/21  | FY 21/22  | FY 22/23  | FY 23/24   | FY 24/25   | FY 25/26   |
|-------------------------------|----------|-----------|-----------|-----------|-----------|------------|------------|------------|
| Total Ongoing                 | -        | 280,820   | 2,309,199 | 2,725,030 | 5,473,699 | 8,681,606  | 12,114,566 | 12,552,613 |
| Total Start Up                | 720,000  | 1,514,000 | 1,523,958 | 1,817,377 | 2,100,497 | 2,255,678  | 4,483,653  | -          |
| TOTAL                         | 720,000  | 1,794,820 | 3,833,157 | 4,542,407 | 7,574,196 | 10,937,284 | 16,598,219 | 12,552,613 |
| O&M BY FUND                   |          |           |           |           |           |            |            |            |
| Arts & Culture Fund (AC)      | -        | -         | -         | -         | -         | -          | 25,889     | 26,825     |
| General Fund (GF)             | 720,000  | 1,794,820 | 2,078,968 | 2,589,759 | 3,740,210 | 6,848,374  | 12,380,265 | 8,182,136  |
| Environmental Compliance (EC) | -        | -         | 17,219    | 17,607    | 18,028    | 18,474     | 18,940     | 19,625     |
| Local Streets Fund (LS)       | -        | -         | -         | 6,278     | 22,499    | 23,056     | 23,629     | 24,493     |
| Public Safety Fund (PS)       | -        | -         | 1,736,970 | 1,928,763 | 3,793,459 | 4,047,380  | 4,149,496  | 4,299,534  |
| TOTAL                         | 720,000  | 1,794,820 | 3,833,157 | 4,542,407 | 7,574,196 | 10,937,284 | 16,598,219 | 12,552,613 |



# Questions



mesa.az

## 2018 GO Bond Project Schedule - Parks & Recreation

| PROJECT TITLE                               | FUNDING                               | FY 18/19  | FY 19/20   | FY 20/21   | FY 21/22   | FY 22/23   | FY 23/24  | FY 24/25  | FY 25/26  | BOND TOTAL |
|---|---------------------------------------|-----------|------------|------------|------------|------------|-----------|-----------|-----------|------------|
| <b>Athletic Fields</b>                      |                                       |           |            |            |            |            |           |           |           |            |
| Crismon & Elliot Basin                      | BOND<br>ONGOING - GF<br>START UP - GF |           |            |            | 200,000    | 800,000    | 1,500,000 | 181,005   | 187,550   | 2,500,000  |
| Monterey Park                               | BOND<br>ONGOING - GF<br>START UP - GF | 1,000,000 | 1,000,000  | 3,000,000  | 4,500,000  | 2,800,000  | 464,438   | 476,156   | 493,373   | 12,300,000 |
| North Center Street                         | BOND<br>ONGOING - GF<br>START UP - GF | 3,800,000 | 1,000,000  | 4,400,000  | 5,000,000  |            | 405,435   | 415,664   | 430,694   | 14,200,000 |
| Red Mountain Park Youth Baseball/Softball   | BOND<br>ONGOING - GF<br>START UP - GF |           | 100,000    | 700,000    | 3,200,000  | 3,200,000  | 455,370   | 466,859   | 483,740   | 7,200,000  |
| Red Mountain Park Community Athletic Fields | BOND<br>ONGOING - GF<br>START UP - GF |           | 100,000    | 500,000    | 11,400,000 | 13,000,000 | 882,995   | 905,273   | 938,006   | 25,000,000 |
| <b>Park Amenities</b>                       |                                       |           |            |            |            |            |           |           |           |            |
| City Center Plaza                           | BOND<br>ONGOING - GF<br>START UP - GF | 200,000   | 5,500,000  | 2,000,000  | 273,689    | 280,228    | 287,159   | 294,404   | 305,049   | 7,700,000  |
| Palo Verde Park Playground                  | BOND<br>ONGOING - GF                  |           |            |            | 35,000     | 315,000    | 10,705    | 10,975    | 11,371    | 350,000    |
| Marlborough Mesa Park Playground            | BOND<br>ONGOING - GF                  |           |            |            | 20,000     | 180,000    | 6,115     | 6,270     | 6,496     | 200,000    |
| Countryside Park Dog Park                   | BOND<br>ONGOING - GF                  |           |            |            | 37,500     | 112,500    | 400,000   | 19,417    | 20,119    | 550,000    |
| Harris Basin Playground                     | BOND<br>ONGOING - EC                  | 35,000    | 265,000    | 17,219     | 17,607     | 18,028     | 18,474    | 18,940    | 19,625    | 300,000    |
| <b>Paths</b>                                |                                       |           |            |            |            |            |           |           |           |            |
| Eastern Canal Shared Use Path               | BOND<br>ONGOING - LS                  |           | 180,000    | 620,000    | 1,000,000  | 16,071     | 16,469    | 16,884    | 17,495    | 1,800,000  |
| Lehi Crossing Shared Use Path               | BOND<br>ONGOING - LS                  | 200,000   | 2,000,000  | 2,100,000  | 1,300,000  | 6,428      | 6,587     | 6,745     | 6,998     | 5,600,000  |
| Signal Butte Park Phase 2                   | BOND<br>ONGOING - GF<br>START UP - GF |           |            | 500,000    | 2,100,000  | 2,400,000  | 738,765   | 757,404   | 784,790   | 5,000,000  |
| <b>BOND</b>                                 |                                       | 5,235,000 | 10,145,000 | 13,820,000 | 28,792,500 | 22,807,500 | 1,900,000 | -         | -         | 82,700,000 |
| <b>OPERATIONS &amp; MAINTENANCE</b>         |                                       |           |            |            |            |            |           |           |           |            |
| Total Ongoing                               | -                                     | -         | -          | 284,866    | 297,574    | 1,169,632  | 3,292,512 | 3,575,996 | 3,705,306 |            |
| Total Start Up                              | -                                     | -         | -          | 209,017    | -          | 321,973    | 1,234,038 | 180,336   | -         |            |
| <b>TOTAL</b>                                | -                                     | -         | -          | 493,883    | 297,574    | 1,491,605  | 4,526,550 | 3,756,332 | 3,705,306 |            |
| <b>O&amp;M BY FUND</b>                      |                                       |           |            |            |            |            |           |           |           |            |
| General Fund (GF)                           | -                                     | -         | -          | 476,664    | 273,689    | 1,451,078  | 4,485,020 | 3,713,763 | 3,661,188 |            |
| Environmental Compliance (EC)               | -                                     | -         | -          | 17,219     | 17,607     | 18,028     | 18,474    | 18,940    | 19,625    |            |
| Local Streets Fund (LS)                     | -                                     | -         | -          | -          | 6,278      | 22,499     | 23,056    | 23,629    | 24,493    |            |
| <b>TOTAL</b>                                | -                                     | -         | -          | 493,883    | 297,574    | 1,491,605  | 4,526,550 | 3,756,332 | 3,705,306 |            |

\* Schedule does not include estimated bond sale costs.



Purchase



Land Acquisition



Design



Construction



Operations & Maintenance

2018 GO Bond Project Schedule - Cultural

| PROJECT TITLE               | FUNDING   | FY 18/19  | FY 19/20  | FY 20/21  | FY 21/22  | FY 22/23   | FY 23/24  | FY 24/25  | FY 25/26  | BOND TOTAL |
|-----------------------------|---|-----------|-----------|-----------|-----------|------------|-----------|-----------|-----------|------------|
| Cultural                    |   |           |           |           |           |            |           |           |           |            |
| Federal Building Renovation | BOND<br>ONGOING - GF<br>START UP - GF                         | 200,000   | 1,000,000 | 1,500,000 | 500,000   | 209,737    | 214,925   | 220,347   | 228,315   | 3,200,000  |
| i.d.e.a. Museum (Phase I)   | BOND<br>ONGOING - AC<br>BOND<br>ONGOING - GF<br>START UP - GF | 80,000    | 180,000   |           | 400,000   | 2,240,000  | 2,100,000 | 25,889    | 26,825    | 5,000,000  |
| Southeast Mesa Library      | BOND<br>ONGOING - GF<br>START UP - GF                         |           |           | 900,000   | 700,000   | 10,000,000 | 5,200,000 | 2,184,144 | 2,263,119 | 16,800,000 |
| Main Library Improvements   | BOND<br>ONGOING - GF<br>START UP - GF                         | 500,000   | 1,000,000 | 20,000    | 20,928    | 21,428     | 21,958    | 22,512    | 23,326    | 1,500,000  |
| Dobson Library Improvements | BOND<br>ONGOING - GF<br>START UP - GF                         | 500,000   | 1,000,000 | 266,897   | 272,922   | 279,443    | 286,354   | 293,579   | 304,194   | 1,500,000  |
| BOND                        |   | 1,280,000 | 3,180,000 | 2,400,000 | 1,600,000 | 12,240,000 | 7,300,000 | -         | -         | 28,000,000 |
| OPERATIONS & MAINTENANCE    |   |           |           |           |           |            |           |           |           |            |
| Total Ongoing               |   | -         | 280,820   | 287,363   | 498,693   | 510,608    | 523,237   | 2,746,471 | 2,845,779 |            |
| Total Start Up              |   | -         | 364,000   | -         | 83,712    | -          | -         | 3,134,571 | -         |            |
| TOTAL                       |   | -         | 644,820   | 287,363   | 582,405   | 510,608    | 523,237   | 5,881,042 | 2,845,779 |            |
| O&M BY FUND                 |   |           |           |           |           |            |           |           |           |            |
| General Fund (GF)           |   | -         | 644,820   | 287,363   | 582,405   | 510,608    | 523,237   | 5,855,153 | 2,818,954 |            |
| Arts & Culture Fund (AC)    |   | -         | -         | -         | -         | -          | -         | 25,889    | 26,825    |            |
| TOTAL                       |   |           | 644,820   | 287,363   | 582,405   | 510,608    | 523,237   | 5,881,042 | 2,845,779 |            |

Purchase

Land Acquisition

Design

Construction

Operations & Maintenance

\* Schedule does not include estimated bond sale costs.

## 2018 GO Bond Project Schedule - Public Safety

| PROJECT TITLE                       | FUNDING  | FY 18/19             | FY 19/20               | FY 20/21               | FY 21/22               | FY 22/23                | FY 23/24                                   | FY 24/25             | FY 25/26  | BOND TOTAL |
|-------------------------------------|--|----------------------|------------------------|------------------------|------------------------|-------------------------|--|----------------------|-----------|------------|
| <b>Fire and Medical</b>             |  |                      |                        |                        |                        |                         |  |                      |           |            |
| Fire Apparatus Replacement          | BOND<br>START UP - GF  | 5,500,000<br>720,000 | 5,900,000<br>1,150,000 | 4,500,000<br>1,314,941 | 5,300,000<br>1,297,536 | 3,500,000<br>1,778,524  |  |                      |           | 24,700,000 |
| Fire Station 221 - Eastmark         | BOND<br>ONGOING - PS<br>START UP - GF  | 100,000              | 2,500,000              | 2,500,000<br>1,736,970 | 1,928,763<br>436,129   | 1,974,844               | 2,023,690                                  | 2,074,748            | 2,149,767 | 5,100,000  |
| <b>Police</b>                       |  |                      |                        |                        |                        |                         |  |                      |           |            |
| Police Evidence Facility            | BOND<br>ONGOING - GF<br>START UP - GF  |                      |                        |                        | 500,000                | 2,500,000               | 7,000,000                                  | 803,474<br>1,168,746 | 832,526   | 10,000,000 |
| <b>Public Safety</b>                |  |                      |                        |                        |                        |                         |  |                      |           |            |
| Northeast Public Safety Facility    | BOND<br>FIRE ONGOING - PS<br>FIRE START UP - GF<br>PD ONGOING - GF<br>PD START UP - GF | 2,500,000            | 3,000,000              | 4,000,000              | 11,300,000             | 16,200,000<br>1,818,615 | 2,023,690<br>457,594<br>818,477<br>564,046 | 2,074,748            | 2,149,767 | 37,000,000 |
| Communication Fiber                 |  | 300,000              | 3,000,000              | 2,700,000              | 2,000,000              |                         |  |                      |           | 8,000,000  |
| <b>BOND</b>                         |  | 8,400,000            | 14,400,000             | 13,700,000             | 19,100,000             | 22,200,000              | 7,000,000                                  | -                    | -         | 84,800,000 |
| <b>OPERATIONS &amp; MAINTENANCE</b> |  |                      |                        |                        |                        |                         |  |                      |           |            |
| Total Ongoing                       |  | -                    | -                      | 1,736,970              | 1,928,763              | 3,793,459               | 4,865,857                                  | 5,792,099            | 6,001,528 |            |
| Total Start Up                      |  | 720,000              | 1,150,000              | 1,314,941              | 1,733,665              | 1,778,524               | 1,021,640                                  | 1,168,746            | -         |            |
| <b>TOTAL</b>                        |  | 720,000              | 1,150,000              | 3,051,911              | 3,662,428              | 5,571,983               | 5,887,497                                  | 6,960,845            | 6,001,528 |            |
| <b>O&amp;M BY FUND</b>              |  |                      |                        |                        |                        |                         |  |                      |           |            |
| General Fund (GF)                   |  | 720,000              | 1,150,000              | 1,314,941              | 1,733,665              | 1,778,524               | 1,840,117                                  | 2,811,349            | 1,701,994 |            |
| Public Safety Fund (PS)             |  | -                    | -                      | 1,736,970              | 1,928,763              | 3,793,459               | 4,047,380                                  | 4,149,496            | 4,299,534 |            |
| <b>TOTAL</b>                        |  | 720,000              | 1,150,000              | 3,051,911              | 3,662,428              | 5,571,983               | 5,887,497                                  | 6,960,845            | 6,001,528 |            |

|   |   |   |   |   |
|---|---|---|---|---|
|  |  |  |  |  |
| Purchase  | Land Acquisition  | Design  | Construction  | Operations & Maintenance  |

\* Schedule does not include estimated bond sale costs.