

COUNCIL MINUTES

April 26, 2018

The City Council of the City of Mesa met in a Study Session in the lower level meeting room of the Council Chambers, 57 East 1st Street, on April 26, 2018 at 7:30 a.m.

COUNCIL PRESENT

John Giles
Mark Freeman
Christopher Glover
Francisco Heredia
Kevin Thompson
Jeremy Whittaker

COUNCIL ABSENT

David Luna

OFFICERS PRESENT

Christopher Brady
Dee Ann Mickelsen
Jim Smith

Mayor Giles excused Vice Mayor Luna from the entire meeting.

1-a. Hear a presentation, discuss, and provide direction on a proposed sales tax initiative for public safety.

Management and Budget Director Candace Cannistraro displayed a PowerPoint presentation. **(See Attachment 1)** She indicated that a sales tax increase requires approval from the voters.

She emphasized that the Public Safety Operational Resources is a conservative estimate to meet the departments challenges in order to be sustainable. She pointed out that the public safety positions would be phased in over three to six years. (See Page 7 of Attachment 1)

In response to a question posed by Councilmember Thompson, Mr. Brady confirmed that a portion of the public safety sales tax could be used towards the unfunded liability on the Public Safety Personnel Retirement System (PSPRS) pensions.

In response to a question from Mayor Giles, Mr. Brady stated that an annual payment to PSPRS is another option to save on interest. He noted that other project payments would be affected such as the driving track. (See Page 7 of Attachment 1)

In response to a question posed by Councilmember Freeman, Ms. Cannistraro reported that the sales tax rate comparison sheet shows the neighboring valley tax rates and pointed out that the percentages in bold represent rates that are different from the retail sales tax. (See Page 9 of Attachment 1)

It was the consensus of the Council that the proposed .25% City sales tax increase for public safety be placed on the Council agenda to call an election.

Mayor Giles thanked staff for the presentation.

1-b. Hear a presentation, discuss, and provide direction on an overview of the FY 2019-2023 Capital Improvement Program.

Budget Coordinator Scott Butler introduced City Engineer Beth Huning who displayed a PowerPoint presentation. **(See Attachment 2)** He commented that the focus will be on the general governmental side, resources in long-term financing through general obligation bonds, and the programs that utilize those resources.

Ms. Huning explained that the 2012 Parks, Recreational and Community facilities bond program was increased to approximately \$77.7 million due to additional grants and miscellaneous funding. She pointed out that 48 projects have been completed and with the completion of the two remaining projects all funding for the 2012 bond program will be used.

In response to a question posed by Mayor Giles, Ms. Huning stated that the Signal Butte & Elliot Park bond project is a limited phase one that includes streetscaping, pathways, and native desert improvements around the perimeter.

Ms. Huning commented that the remaining 2013 Public Safety bond project is the burn building project which has been delayed due to litigation with the contractor.

In response to a question from Councilmember Thompson, City Attorney Jim Smith responded that the City is currently in litigation with the general contractor in addition to issues with the bonding company. He stated they expect a response by April 27, 2018 and if there is no resolution the City may move forward with other options, but will schedule a meeting with Council to discuss.

Ms. Huning reported that the 2013 Transportation bond program was supplemented with the City's regional transportation funding and grants.

Ms. Huning reported that the City received the National American Public Works award for a transportation travel time map for technical innovation. She added that the State of Arizona will be awarding the City on the Greenfield Park project.

Mayor Giles thanked staff for the presentation.

1-c. Hear a presentation, discuss, and provide direction on potential future general obligation bond projects including transportation, public safety, parks and cultural projects, and a youth sports complex.

Budget Coordinator Scott Butler introduced City Engineer Beth Huning who displayed a PowerPoint presentation. **(See Attachment 3)**

In response to questions posed by Councilmember Thompson, City Manager Christopher Brady replied that the Mesa Plays Soccer Complex is not included in the future projects for multi-purpose sports fields, however, multi-purpose sports fields are needed throughout the City. He confirmed that additional funding for shared-use paths will be received by the Congestion Mitigation and Air Quality Improvement (CMAQ) program. (See Page 6 of Attachment 3)

Councilmember Freeman pointed out new funding is available through Salt River Project (SRP) for shared-use paths on aesthetics and will provide the information to the department.

Discussion ensued relative to the cultural projects, specifically the i.d.e.a Museum, Lehi Auditorium, and the Federal building.

In response to a question posed by Councilmember Thompson, Mr. Brady reported that the Federal building has approximately \$4 million available to use on the building in order to provide public access. He noted for community gatherings an additional \$3 million would be required.

In response to a question from Councilmember Thompson, Mr. Brady explained that the date referenced on General Obligation Bond authorizations is the year when voters approved them. He added that projects begin with design and construction; are completed in stages; that Council authorizes the sale of bonds as needed; and that they are typically paid down over a 20-year period.

Mr. Butler displayed the 2018 proposed General Obligation Bond authorization impact for the median homeowner. (See Page 8 of Attachment 3)

Mr. Brady requested that Council provide direction regarding the range for the 2018 General Obligation Bond package and pointed out that the authorization is a cumulative number of all approved requests such as, parks and public safety. He added that staff recommends to continue with the streets program as proposed over the next two years and present the streets bond program with the utility at that time.

Stephen Denison, a Mesa resident, commented that the estimate for the Mesa Plays Sports Complex indicates \$30 million more than the Visit Mesa website and would like to know the reason for the difference. (See Page 5 of Attachment 3) He stated that the complex will have an economic impact and as expenditures continue to increase, the City should continue to look for revenue sources. He noted that he would like to see the complex move forward and be placed on the ballot for voters to decide.

Tom Rhodes, representing Visit Mesa, remarked that one of Imagine Mesa's recommendations was for a multi-use outdoor/indoor facility for youth sports. He stated the opinion that 500,000 people will come to the Mesa Plays Sports Complex and estimated that at half capacity \$1.2 million in revenue will be generated.

Marc Garcia, President and CEO of Visit Mesa, reported that they have been working on the Mesa Plays Sports Complex project for over four years and that the complex is not a park and will provide new revenue for the City. He noted that the complex will be a catalyst for economic investment.

Ms. Huning pointed out that the original 2016 estimate of \$60 million has substantially increased. She added that the estimate includes \$90 million in off-site improvements for streets, water, and sewer.

In response to a question posed by Mayor Giles, Mr. Garcia commented that having a phased-in project for the Mesa Plays Multi-Purpose Sports Complex would generate approximately 70% of the economic impact using just the fields with two stadium uses and the field house would bring an additional \$15-\$25 million.

Discussion ensued relative to bonding, principle, and phased-in costs.

In response to a question from Councilmember Heredia, Mr. Garcia responded that full capacity would represent 500,000 visitors, \$444 million in economic impact, with an additional \$30-\$35 million to neighboring communities. He noted that after annual operations and maintenance costs, the City would receive over \$4 million in net revenue.

In response to a question posed by Councilmember Whittaker, Mr. Garcia confirmed that the \$4 million in net revenue does not include the debt service payment.

In response to a question from Councilmember Freeman, City Clerk Dee Ann Mickelsen stated that adding a bond question to the ballot would not substantially impact the overall cost of the election.

Mayor Giles noted that he recommends a \$200 million General Obligation Bond package with the net impact to residents at \$40.76 per year. He added that a decision regarding what projects should be included in the Parks and Recreation bond is not needed today.

In response to a question posed by Councilmember Thompson, Ms. Mickelsen confirmed that the deadline for Council to submit ballot questions is July 2, 2018.

In response to a question posed by Councilmember Glover, Mr. Brady remarked that staff will return to Council with detailed descriptions and unit costs for items such as soccer fields and shared-use paths from the Parks and Culture departments. He added a breakdown on the cost of the Fieldhouse from the Mesa Plays Sports Complex will be included as well.

Mayor Giles suggested an option for a stand-alone bond request on the ballot for the Mesa Plays Sports Complex and referenced the Cub Stadium ballot item done in the past.

In response to a question from Councilmember Whittaker, City Attorney Jim Smith clarified that City Charter, Section 613 was added by the voters approximately 10 years ago and that if the City spends more than \$1.5 million for buildings that include a stadium and sports complex that the request must be approved by the voters. He clarified that the ballot would contain three separate questions including a request for an increase in the bed tax.

Mayor Giles thanked staff for the presentation.

1-d. Hear a presentation, discuss, and provide direction on the Development Services Department budget.

Development Services Director Christine Zielonka introduced Senior Fiscal Analyst Chase Carlile who displayed a PowerPoint presentation. **(See Attachment 4)**

In response to a question posed by Councilmember Thompson, Ms. Zielonka responded that the energy code was adopted recently and inspectors work with stakeholders externally and departments internally to establish the requirements. She added that they adopt local amendments when an international code does not work for the City. She stated there are several exceptions in the City code and the department is working on minimizing the exceptions for more consistency across the valley for developers.

Ms. Zielonka explained the increase in expenses since FY 2013/14 is due to the increasing cost of providing services. She noted that the department uses a combination of full-time and temporary staff.

Ms. Zielonka pointed out that the City of Mesa placed second to the City of Phoenix in March 2018 on the number of residential permits issued, which indicates the level of residential growth.

Ms. Zielonka stated the department conducts over 25 inspections per inspector per day and emphasized that the number is too high to ensure quality inspections. She displayed the recommendations to convert temporary positions to full-time positions for FY 2018/19. (See Page 8 of Attachment 4)

In response to a question from Councilmember Thompson, Ms. Zielonka replied that the City has approximately \$100,000 in the budget for a full-time Historic Preservation Officer. She added that a consultant would cost the same or more since they charge on an hourly basis. She clarified the department is not requesting additional administrative staff.

Discussion ensued relative to contracting, consultants, and full-time staff costs.

In response to a question posed by Councilmember Freeman, Mr. Wesley reported that a concern on working with outside consultants is the ability to integrate easily with the departments versus having staff who have closer working relationships.

In response to a question from Councilmember Whittaker, Ms. Zielonka responded that staff can look into the City Link Application to see what can be integrated into the application for historic preservation.

In response to a question posed by Councilmember Heredia, Ms. Zielonka replied that by adding more Code Officers the department would reduce the size of the work area.

Police Lieutenant Ryan Russell clarified that the department would base the geographic area on the amount of workload in each area.

Mayor Giles thanked staff for the presentation.

2. Approval of minutes from an executive session held on March 19, 2018.

It was moved by Councilmember Glover, seconded by Councilmember Thompson, that the minutes from an Executive Session held on March 19, 2018 be approved.

Mayor Giles declared the motion carried unanimously by those present.

3. Acknowledge receipt of minutes of various boards and committees.

3-a. Audit, Finance, and Enterprise Committee meeting held on March 22, 2018.

3-b. Sustainability and Transportation Committee meeting held on April 2, 2018.

It was moved by Councilmember Freeman, seconded by Councilmember Glover, that receipt of the above-listed minutes be acknowledged.

Mayor Giles declared the motion carried unanimously by those present.

4. Hear reports on meetings and/or conferences attended.

Councilmember Thompson: CMC Steel Arizona Spooler Expansion Groundbreaking

Councilmember Freeman: East Valley Hispanic Chamber of Commerce meeting

5. Scheduling of meetings and general information.

City Manager Christopher Brady stated that the schedule of meetings is as follows:

Saturday, April 28, 2018, 11:00 a.m. – Councilmember Heredia’s Spring Blast

Thursday, May 3, 2018, 7:30 a.m. – Study Session

Parks, Recreation, and Community Facilities Director Marc Heirshberg reported that during the Mesa Public Schools (MPS) closing for #RedforEd walkout that City staff, MPS, and Mesa Education Association are working together to staff volunteers at the following facilities:

- Broadway Recreation Center
- Eagles Community Center
- Jefferson Recreation Center
- Webster Recreation Center

Mr. Heirshberg stated that teachers are staffing through the normal school day starting at 7:30 a.m., then City and MPS Explorer Program staff will continue to run programs until 5:30 p.m. on April 26 and April 27, 2108. He noted that Broadway Mesa Food and Nutrition provide breakfast and lunch, and Jake’s Unlimited volunteered to provide pizza for an additional meal for the children.

Mayor Giles confirmed that the expectation is that if the walkout persists into the following week, that City and MPS’s assistance will continue.

6. Adjournment.

Without objection, the Study Session adjourned at 9:22 a.m.

JOHN GILES, MAYOR

ATTEST:

DEE ANN MICKELSEN, CITY CLERK

I hereby certify that the foregoing minutes are a true and correct copy of the minutes of the Study Session of the City Council of Mesa, Arizona, held on the 26th day of April, 2018. I further certify that the meeting was duly called and held and that a quorum was present.

DEE ANN MICKELSEN, CITY CLERK

js
(Attachments – 4)

Public Safety Sales Tax Proposed Election

April 26, 2018

City of Mesa

Presented by: Candace Cannistraro, Management and Budget Director





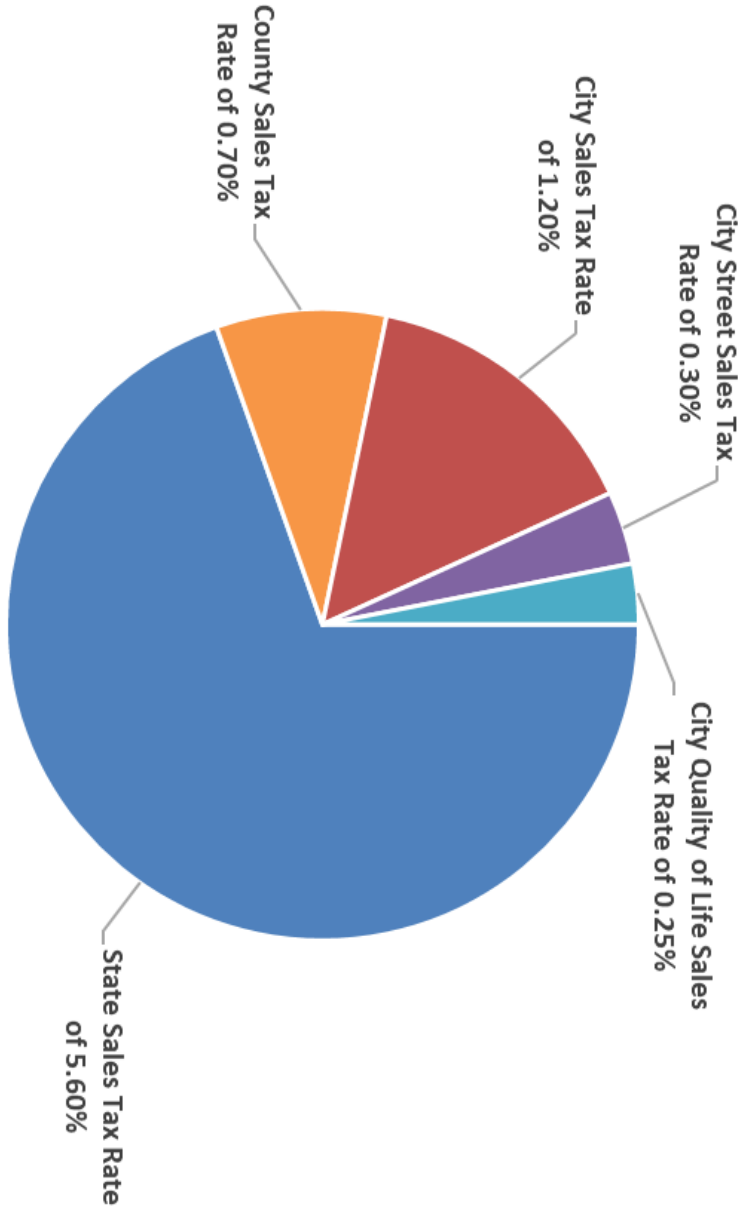
Public Safety Challenges



The Police Department and the Fire and Medical Department
are facing similar challenges

- Population growth
- Overall increased calls for service
- Mental Health related calls increasing
- Geographical issues as East side of the City becomes more populated
- Call concurrency as West side of the City becomes more populated

Sales Tax Rates In the City of Mesa Total of 8.05%



Sales Tax - Current Rate Structure

| <u>Fund</u> | <u>Rate</u> | FY 18/19 Forecast | FY 19/20 Forecast |
|------------------------------|--------------|-------------------|-------------------|
| | | <u>Revenues</u> | <u>Revenues</u> |
| General Fund | 1.20% | \$116.9M | \$121.7M |
| Quality of Life | 0.25% | \$24.4M | \$25.4M |
| Local Streets | 0.30% | \$29.2M | \$30.4M |
| Total – Current Rates | 1.75% | \$170.5M | \$177.5M |

Impact of Increased Sales Tax

0.25% Rate Adj (2.0% Total City Rate)

| | FY 18/19* | FY 19/20 | FY 20/21** | FY 21/22 | FY 22/23 |
|---------------|-----------|----------|------------|----------|----------|
| Retail | \$4.3 | \$13.2 | \$12.7 | \$12.9 | \$13.6 |
| Rental | 1.4 | 4.1 | 4.1 | 4.3 | 4.4 |
| Rest & Bar | 0.8 | 2.4 | 2.4 | 2.5 | 2.6 |
| Utilities | 0.6 | 2.1 | 2.2 | 2.2 | 2.2 |
| Miscellaneous | 0.4 | 1.2 | 1.2 | 1.2 | 1.2 |
| Contracting | 0.9 | 2.5 | 2.3 | 2.1 | 2.4 |
| Total | \$8.4 | \$25.5 | \$24.9 | \$25.2 | \$26.4 |

* FY 18/19 assumes March 1, 2019 effective date

** Includes economic correction

Dollars in
millions

Allocation of Increased Sales Tax

60/40 Split of Projected Incremental Revenue

| | FY 18/19 * | FY 19/20 | FY 20/21 ** | FY 21/22 | FY 22/23 |
|------------------|------------|----------|-------------|----------|----------|
| Police | \$5.0 | \$15.3 | \$14.9 | \$15.1 | \$15.9 |
| Fire and Medical | \$3.4 | \$10.2 | \$10.0 | \$10.1 | \$10.5 |
| Total | \$8.4 | \$25.5 | \$24.9 | \$25.2 | \$26.4 |

* FY 18/19 assumes March 1, 2019 effective date

** Includes economic correction

Dollars in
millions

Public Safety Operational Resources

- Police Department
 - Sworn Officer/Sergeant in FY 22/23 \$166K - \$217K
 - Civilian Patrol Support in FY 22/23 \$69K - \$110K
 - \$15M estimated to cover about 65 positions and related expenses
- Fire and Medical Department
 - Sworn Fire Fighter/Captain in FY 22/23 \$167K - \$215K
 - Civilian Technical Support in FY 22/23 \$83K - \$117K
 - \$10M estimated to cover about 45 positions and related expenses
- Some one-time/lifecycle needs addressed while phasing in staff
 - Driving track, CAD replacement, heart monitor replacements, etc.



Sales Tax Rate Comparison

| City | Rate | Comparison | Retail | Contracting | Utilities | Food |
|-----------------|------|------------|--------|-------------|-----------|-------|
| Chandler | | | 1.50% | 1.50% | 2.75% | 1.50% |
| Gilbert | | | 1.50% | 1.50% | 1.50% | 1.50% |
| Scottsdale | | | 1.65% | 1.65% | 1.65% | 1.65% |
| Mesa | | | 1.75% | 1.75% | 1.75% | 0.00% |
| Peoria | | | 1.80% | 1.80% | 3.30% | 1.60% |
| Tempe | | | 1.80% | 1.80% | 1.80% | 1.80% |
| Surprise | | | 2.20% | 3.70% | 2.20% | 0.00% |
| Queen Creek | | | 2.25% | 4.25% | 2.25% | 2.25% |
| Phoenix | | | 2.30% | 2.30% | 2.70% | 0.00% |
| Apache Junction | | | 2.40% | 2.40% | 3.40% | 2.40% |
| Avondale | | | 2.50% | 2.50% | 2.50% | 2.50% |
| Goodyear | | | 2.50% | 3.50% | 2.50% | 2.00% |
| Fountain Hills | | | 2.60% | 2.60% | 2.60% | 2.60% |
| Glendale | | | 2.90% | 2.90% | 2.90% | 2.50% |
| Buckeye | | | 3.00% | 3.00% | 3.00% | 3.00% |
| Carefree | | | 3.00% | 4.00% | 3.00% | 2.00% |
| Cave Creek | | | 3.00% | 5.00% | 3.00% | 3.00% |



FY 2019 – 2023 CIP Overview

City Council
Study Session
April 26, 2018

Beth Huning | City
Engineer

Scott Butler | Office of Management &
Budget



Major Capital Projects



Water Resources



Energy Resources



Parks



Public Safety



Transportation

Utilities
(April 5)

General
Obligation
(April 26)

Project Types

Funded

- Funding identified & allocated
- Programmed within five-year period

Planned

- Funding not identified
- A need to complete within the five-year period

CIP General Government Funding

Local Revenues

- City sales tax, state-shared revenues, and other revenue generated from City services

Regional Awards/Grants

- Regional, state, or federal funding which allows the City to leverage City funding sources

General Obligation Bonds

- Approved by voters, debt service paid primarily with secondary property tax and impact fees

Operations & Maintenance

Reviewed throughout the CIP project lifecycle

Budgeted to ensure City can meet the operational requirements of capital improvements

Examples:

- Landscape maintenance at City parks
- Utility services for new City facility
- Staffing a new fire station

Status of General Obligation Bond Projects



Parks



Public Safety



Transportation

Parks, Recreational & Community Facilities

2012 Bond Program

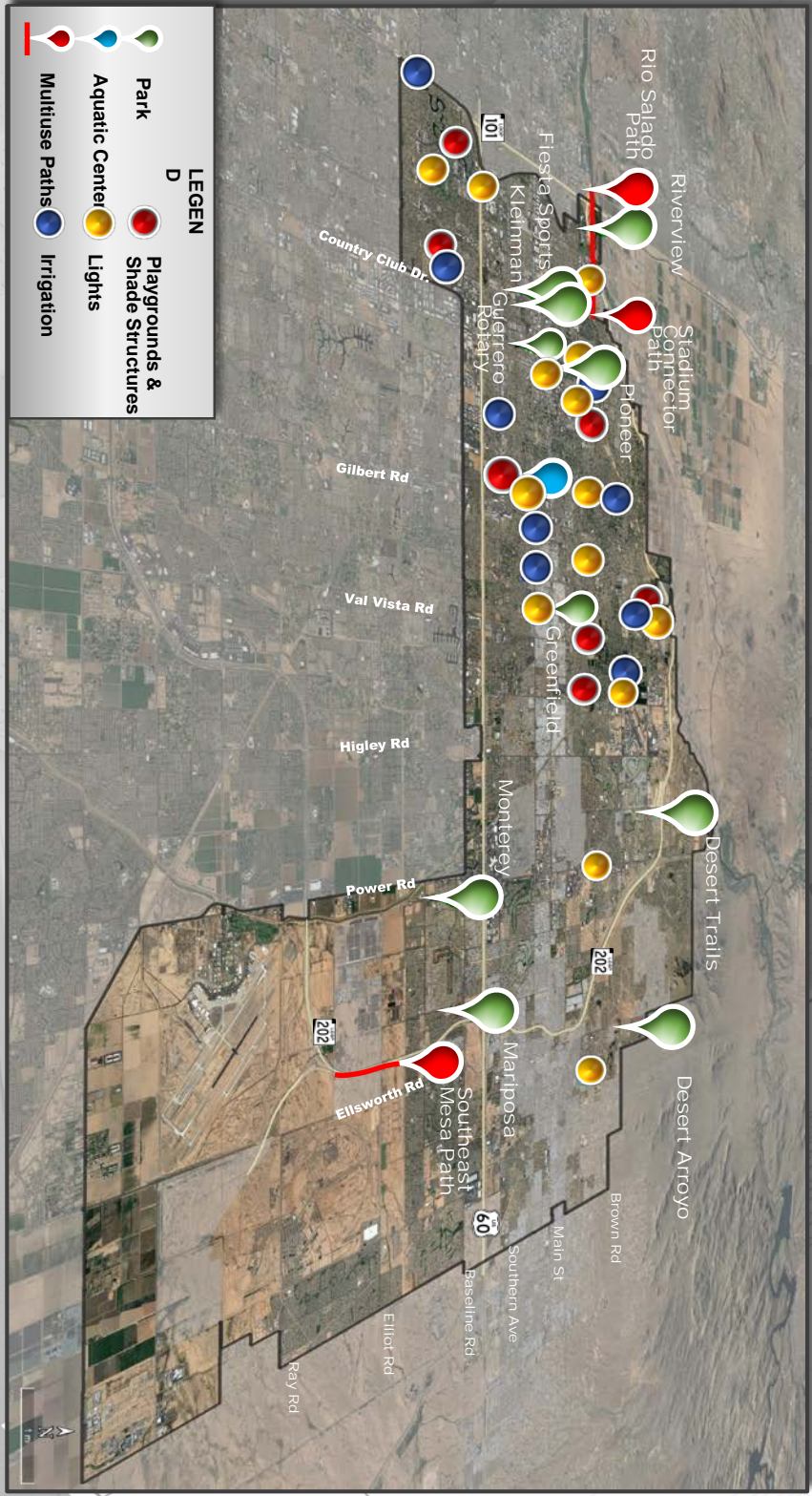
~~\$70M~~

\$77.7M*

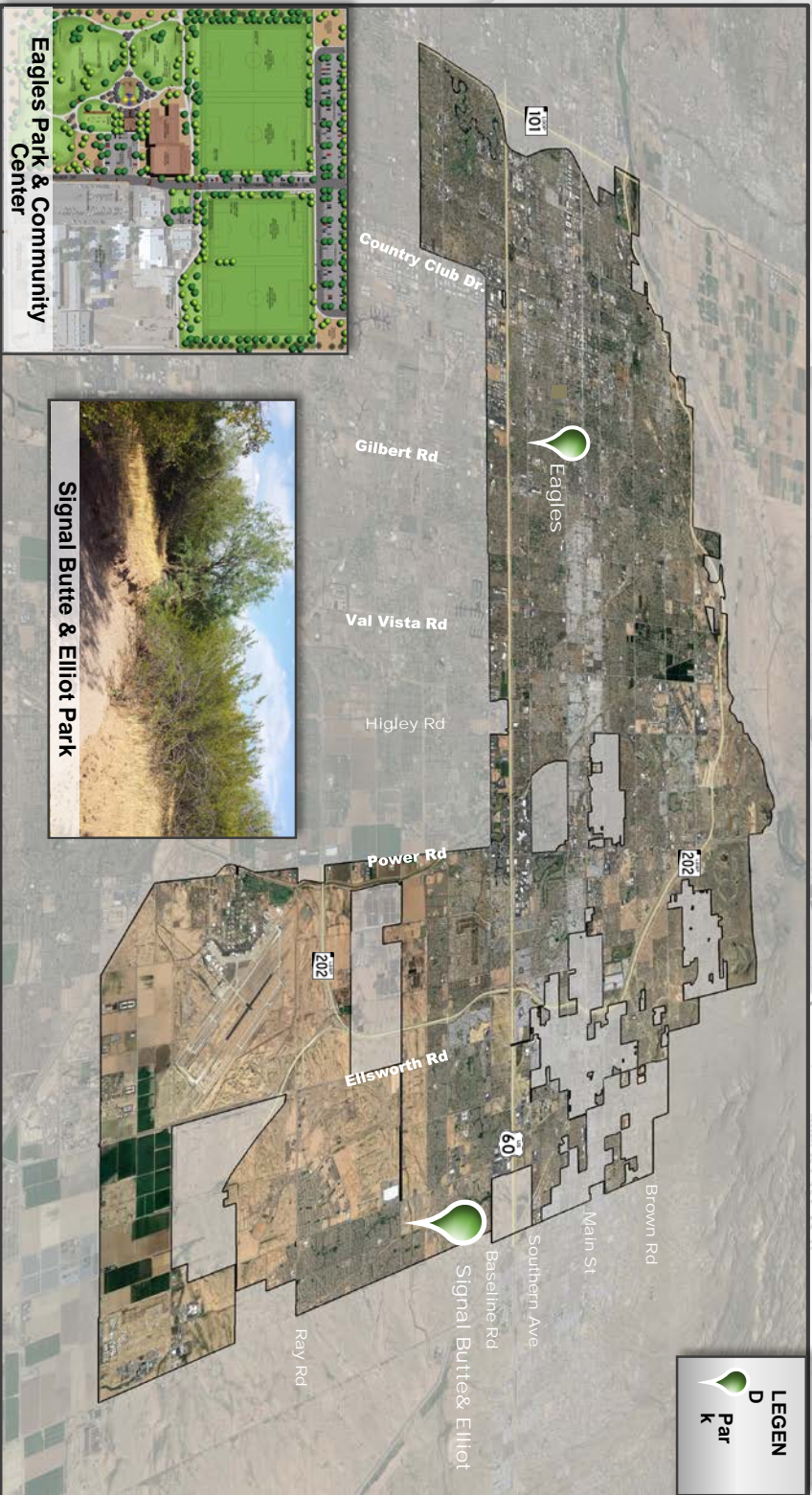
*Increased with Grants and Operating Funds



Completed Park Bond Projects



What's Left



Public Safety

- 2013 Bond Program
- Grants (Emergency Operations Center)

\$51.7M

\$0.5M



Completed Public Safety Projects



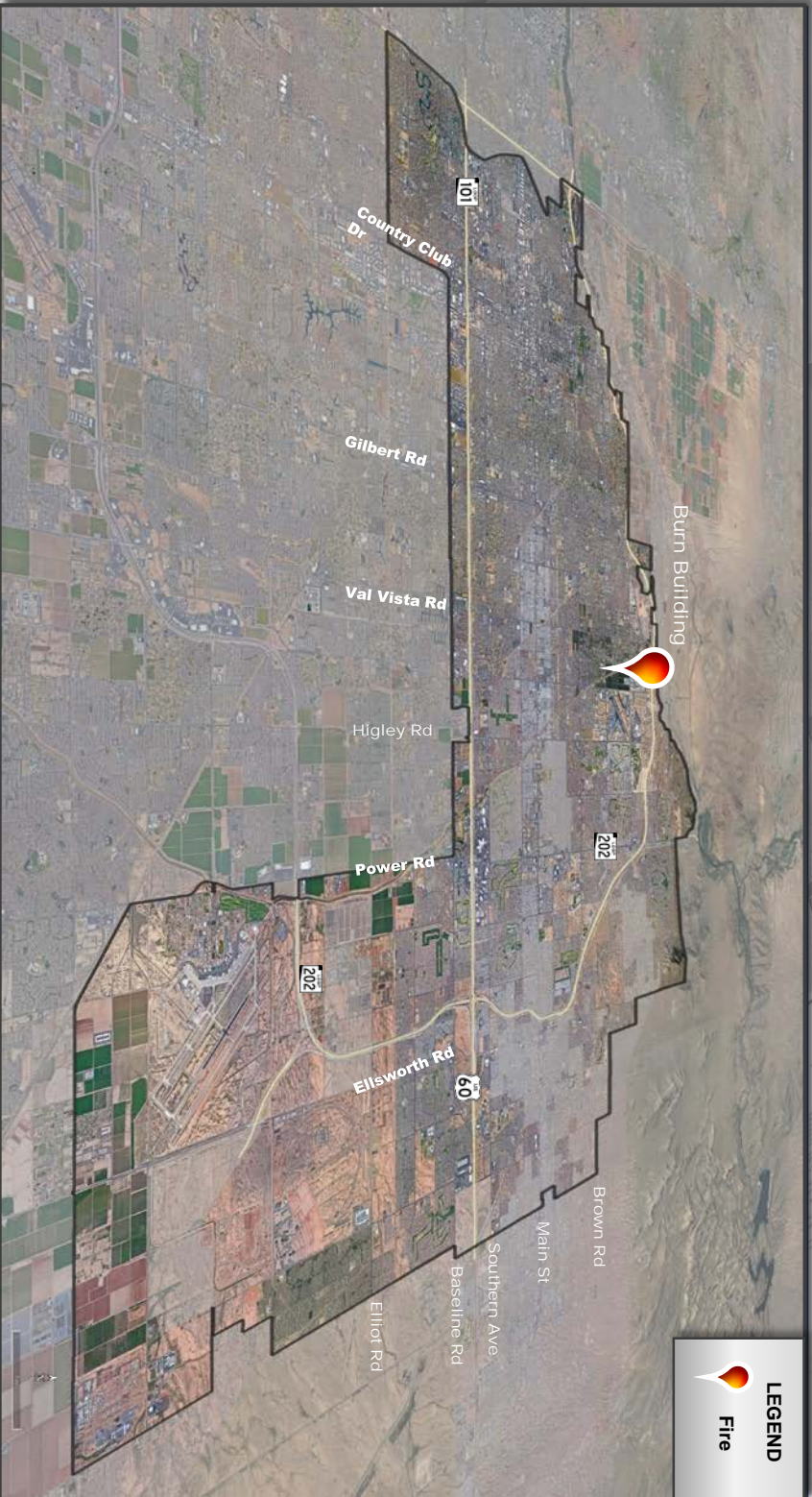
Fire Apparatus



McDonnell Douglas MD530F Helicopter



What's Left

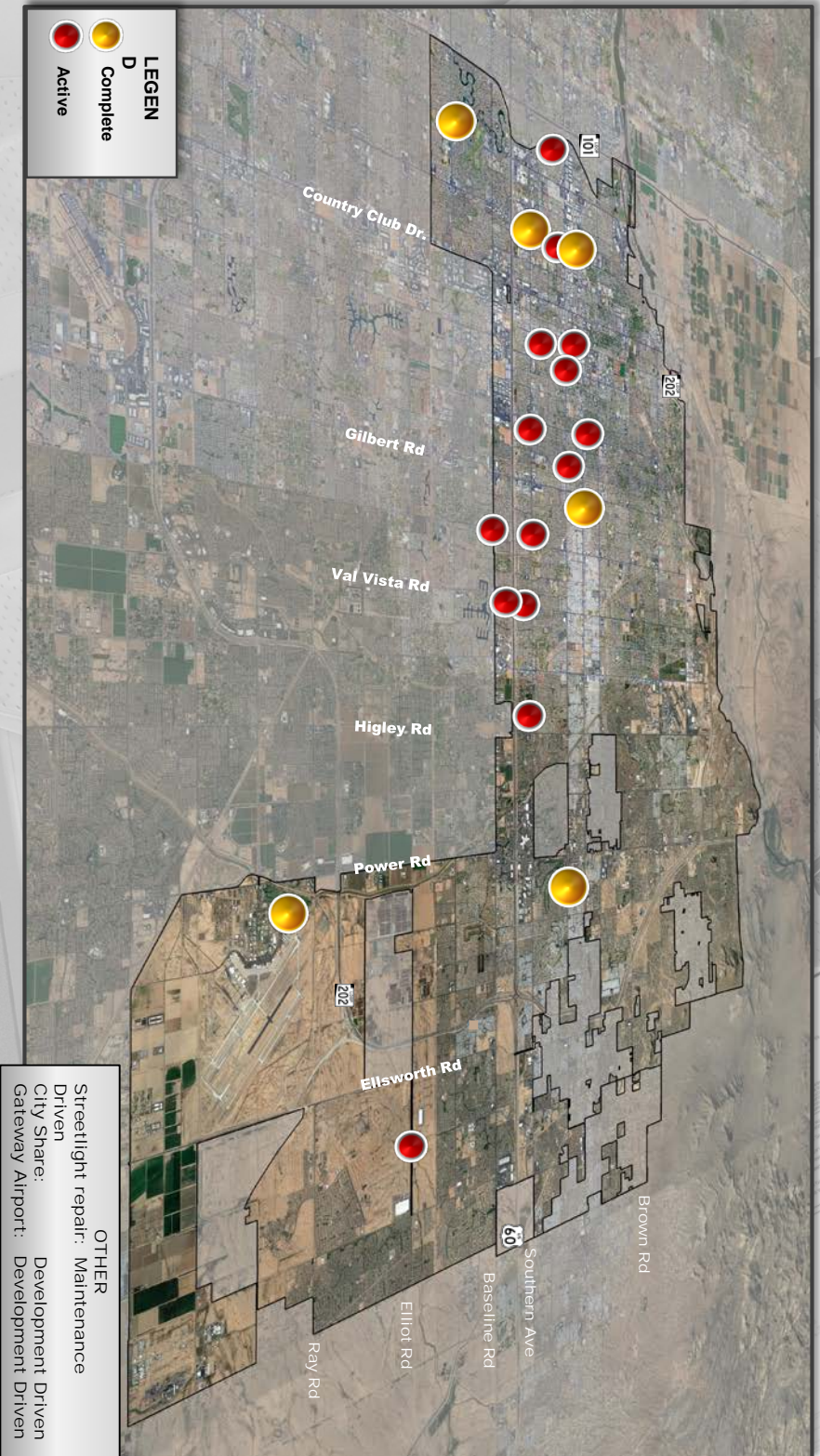


Transportation

2013 Bond Program \$79.1 M



Transportation Projects



FY 18/19 Proposed Budget – Transportation Projects

Identified Street Projects

- Broadway Rd Phase I: Lesueur to Spur (Design only)*
- Elliot Road: Ellsworth to Signal Butte*
- Signal Butte: Williams Field to Pecos (Design only)*
- Southern Avenue: Gilbert Rd to Consolidated Canal (Design Only)*
- Southern Avenue: Greenfield to Higley*
- Southern Avenue and Stapley Drive Intersection*

Shared Use Paths (SUP)

- Eastern Canal SUP: Lindsay to Brown**
- Mesa Gateway SUP Phase II: Elliot Rd to Hawes**
- South Canal SUP: Brown to McKellips**

Total \$67M

*Includes regional funding approved in MAG Arterial Life Cycle Program (ALCP)




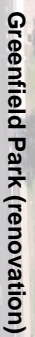
**Includes federal grant funding

***Project costs to be reimbursed with SRP aesthetics funding when completed




Proposed Transportation Projects







Paths &



Completed Parks & Aquatics




Guerrero Rotary Park (renovation)



Pioneer Park (renovation)



Fiesta Sports Park



Mesa Aquatic Complex



Monterey Park (land acquisition only)



Completed Playground Upgrades



Dobson Ranch Park



Gene Autry Park Playground



Porter Park



Vista Monterey Park



Pequeño Park



Emerald Park



Completed Shade Structures, Ballfield Lights, & Irrigation



Rancho Del Mar Park



Kingsborough Park



Ballfield Lighting

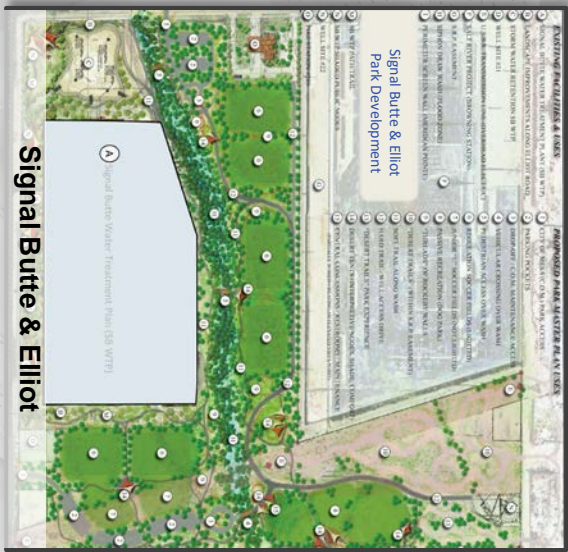
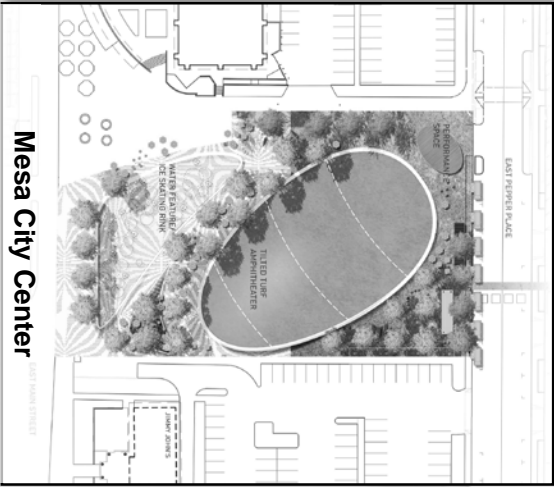
- 25 fields
- 106 ballfield lights poles

Irrigation Renovations

- | | |
|----------------------|----------------------|
| • Candlelight Park | • Harmony Park |
| • Sherwood Park | • Meadowgreen Park |
| • Fitch Park | • Woodglen park |
| • Carriage Lane Park | • Red Mountain Park |
| • Pump Upgrade | • Filtration Upgrade |



Initial Phase Completed (Future Funding Required)



Completed Projects



Police Holding Facility



Evidence Freezer



Fire & Medical Dispatch Center



Police Shooting Range




Communications Building
Electrical/Mechanical



Fire Station 203

Completed Projects



Police Aviation Hanger Ph. I & II



Fiber Network Expansion



8 New Fire Apparatus & Vehicles



McDonnell Douglas MD530F Helicopter





Potential General Obligation Bond Projects

City Council
Study Session
April 26, 2018

Beth Huning | City
Engineer

Scott Butler | Office of Management &
Budget

Prioritizing for the Future

**Initial Phases
Completed**



**Land Acquisition
Control**



Citywide Benefit



Future Projects – Transportation

Identified Street Projects

- Signal Butte Road – Williams Field Road to Pecos Road*
- Southern Avenue & Country Club Drive Intersection
- Broadway Road Phase I – Lesueur to Spur* (Construction)
- Power Road – East Maricopa Floodway (EMF) to Loop 202 San Tan*
- 1st Avenue – Phases 2-4 (Lesueur to Country Club Drive)
- Stapley Drive & University Drive Intersection*
- Broadway Road Phase II – Country Club Drive to Mesa Drive

Citywide Projects

- Arterial Reconstructions (Various)
- City Share
- Storm Drain Pump Stations
- Pecos Road Drainage Improvements
- Lehi Drainage Improvements

Range \$175 – 200M

* Includes regional funding approved in MAG Arterial Life Cycle Program (ALCP)

Future Projects – Public Safety

| | |
|----------------|---|
| Fire & Medical | <ul style="list-style-type: none">• Fire Apparatus• Fire Station 221 (Eastmark)• Fire Station 222 (Northeast) |
| Police | <ul style="list-style-type: none">• Police Substation (Northeast)• Evidence Facility |
| Communications | <ul style="list-style-type: none">• Public Safety Fiber |

Range \$85 – 90M

Future Projects – Parks

Mesa Plays Sports Complex

\$90M

- 110,000 sq. ft. Field House
- 24 Lighted Ballfields
- 2 ‘Championship’ Fields
- 4 Baseball Fields
- Restroom Facilities
- Maintenance Facility & Yard
- Offsite Infrastructure (Street/Utility)

Future Projects – Parks & Culture

| | |
|-----------------------------|--|
| Multi-Purpose Sports Fields | • Soccer |
| | • Lacrosse |
| | • Baseball/Softball |
| | • Football |
| Parks Features/Amenities | • Civic Center |
| | • Dog Parks |
| | • Pickleball Courts |
| Shared-Use Paths | • Desert Trails |
| | • Bicycle/BMX |
| | • Pedestrian |
| | • Southeast Library |
| Cultural | • Dobson Library Improvements |
| | • Federal Building |
| | • Lehi Auditorium Environmental & Design |
| | • i.d.e.a. Museum Design Only |

Range \$120 – 130M

Recent General Obligation Bond Authorizations

Parks & Recreation
November 2012
\$70M

Public Safety
November 2013
\$51.7M

Streets
November 2013
\$79.1M

New General Obligation Bond Authorization

Impact to Annual Cost to Median Homeowner

Currently, the median homeowner pays \$130.59 annually to pay for the general obligation bond debt service. After adjustments are made for growth in the City's assessed value and savings from refinancing of debt, the net impact of potential new bond authorization would be as follows:

| 2018 Proposed General Obligation Bond Authorization Examples | |
|--|---------------|
| Authorization | Net Impact |
| \$100M | +\$11.84/year |
| \$200M | +\$40.76/year |
| \$300M | +\$69.68/year |

New General Obligation Bond Authorization

Impact to Annual Cost to Median Homeowner

Currently, the median homeowner pays \$130.59 annually to pay for the general obligation bond debt service. After adjustments are made for growth in the City's assessed value and savings from refinancing of debt, the net impact of potential new bond authorization would be as follows:

| 2018 Proposed General Obligation Bond Authorization Examples | | | | |
|--|--------------------------|---|---------------------------------------|---------------|
| | Additional Authorization | Adjustment to Current Levy ¹ | Growth in Assessed Value ² | Net Impact |
| \$100M | +\$28.92/year | -\$14.03/year | -\$3.05/year | +\$11.84/year |
| \$200M | +\$57.84/year | -\$14.03/year | -\$3.05/year | +\$40.76/year |
| \$300M | +\$86.76/year | -\$14.03/year | -\$3.05/year | +\$69.68/year |

1. Adjustment to current levy due to savings from recent refinancing, favorable interest rates on bond issuances, favorable collection rates on property taxes and conservative management of debt issuances.
2. As new growth occurs, the annual cost to homeowner decreases. This was presented at 3/22/2018 study session.

Calendar

| | | |
|-----|----|-------------------------|
| May | 21 | Council adoption of CIP |
|-----|----|-------------------------|

Questions?



Development Services Proposed Fiscal Year 18/19 Budget

April 26, 2018

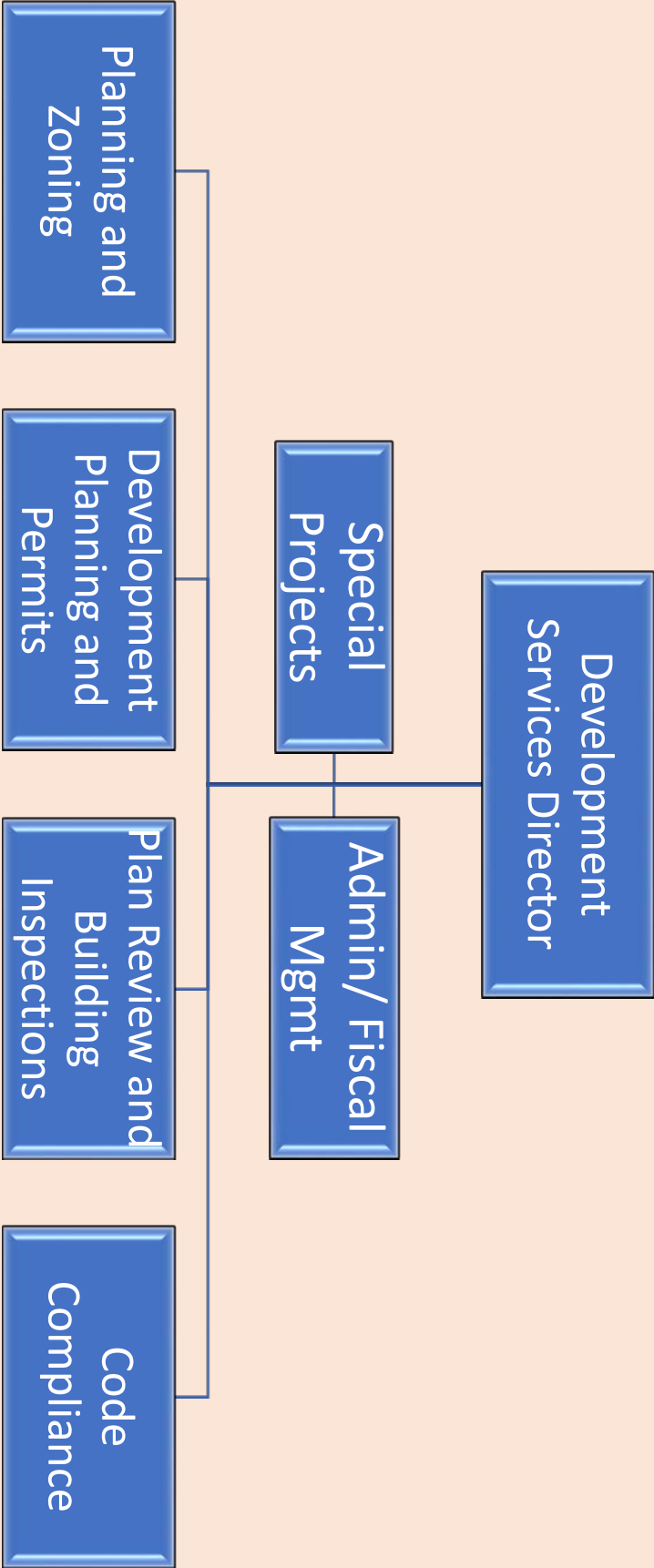


Development Services Mission

In support of the City's General Plan, the Department provides professional planning, plan review, building permits, inspections and code compliance services to facilitate the orderly development of an attractive, healthy, livable city.



Development Services Organization Chart



Challenges and Opportunities

Ordinance Updates

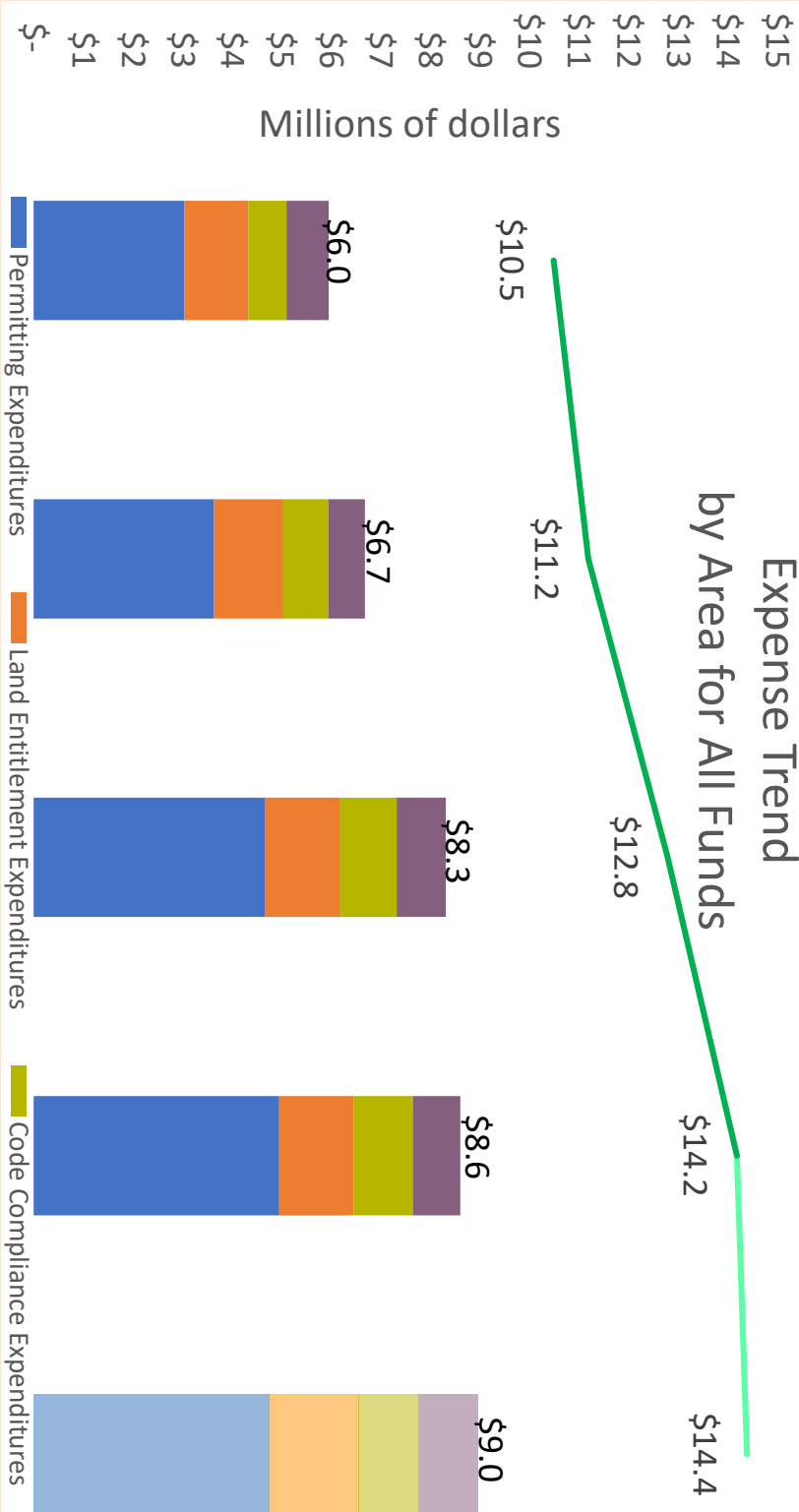
- Zoning
 - Revisions
 - Sign Code
- Building
- Property Maintenance
- Adaptive reuse, design guidelines, and subdivision regulations

Development
Activity and
Staffing Levels

Proactive Code
Enforcement

Historic
Preservation

Development Services Department Five-Year Revenue and Expense Trend



FY 13/14
Actuals

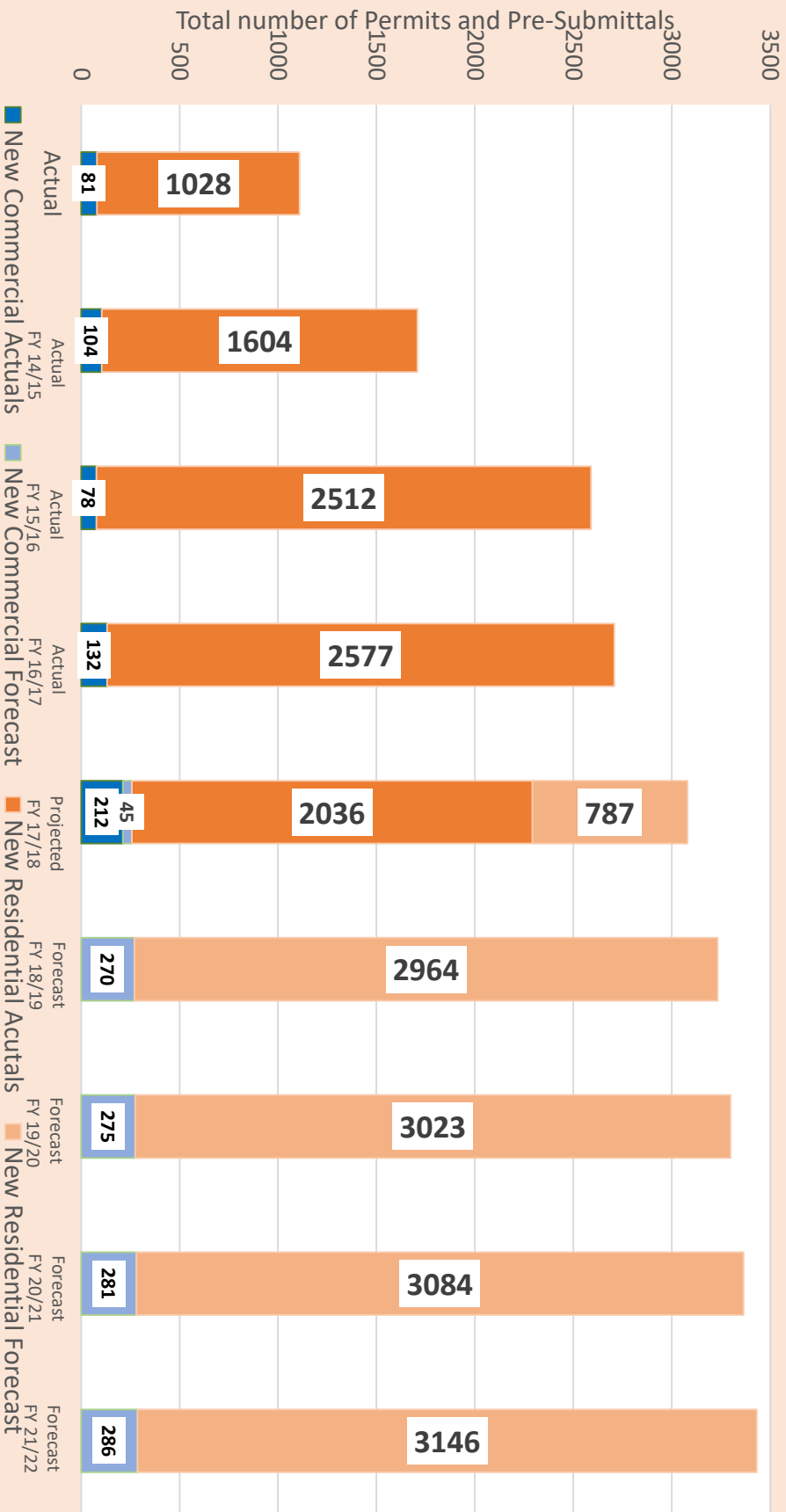
FY 14/15
Actuals

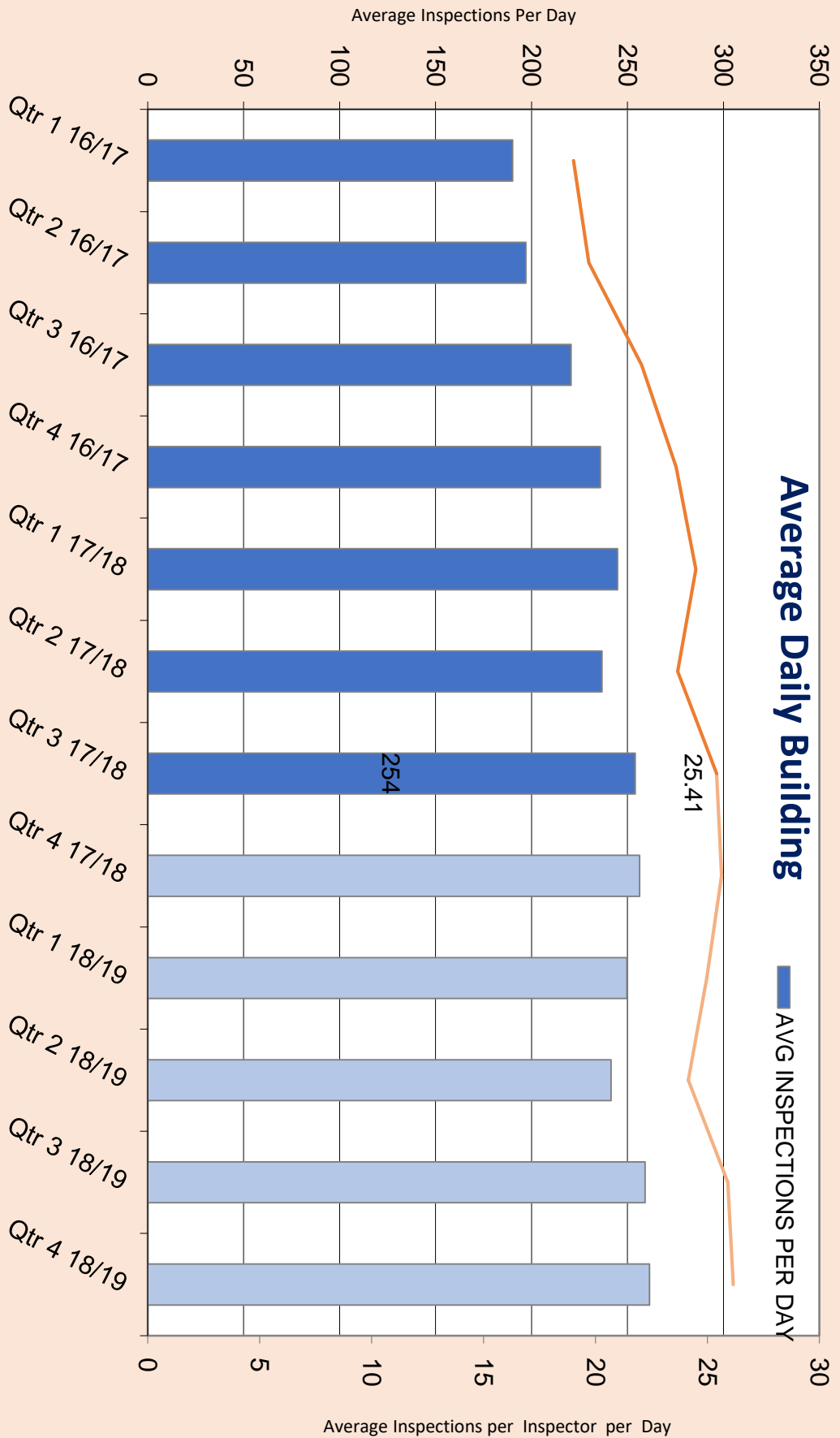
FY 15/16
Actuals

FY 16/17
Actuals

FY 17/18
Estimate

New Permits Issued





Temporary Employee Conversion to Full-Time Positions in Proposed Budget

| Development Levels FTE | Number of | |
|--|-----------|------------|
| | Positions | Total Cost |
| Permit Technician II | 1 | \$ 63,000 |
| Building Plans Examiner | 1 | \$ 86,000 |
| Civil Plans Examiner | 1 | \$ 93,000 |
| Building Inspector I | 2 | \$ 164,000 |
| Administrative Assistant I (Front desk, walk-in support) | 1 | \$ 60,000 |
| Total | 6 | \$ 466,000 |

Performance Metrics

- **New planning cases by month**
- **Active planning cases per planner**
- **New residential and non-residential building permits***
- **Average number of inspections per Inspector**
- **Average number of active code cases per officer**
- **Percent of cases closed through voluntary compliance***

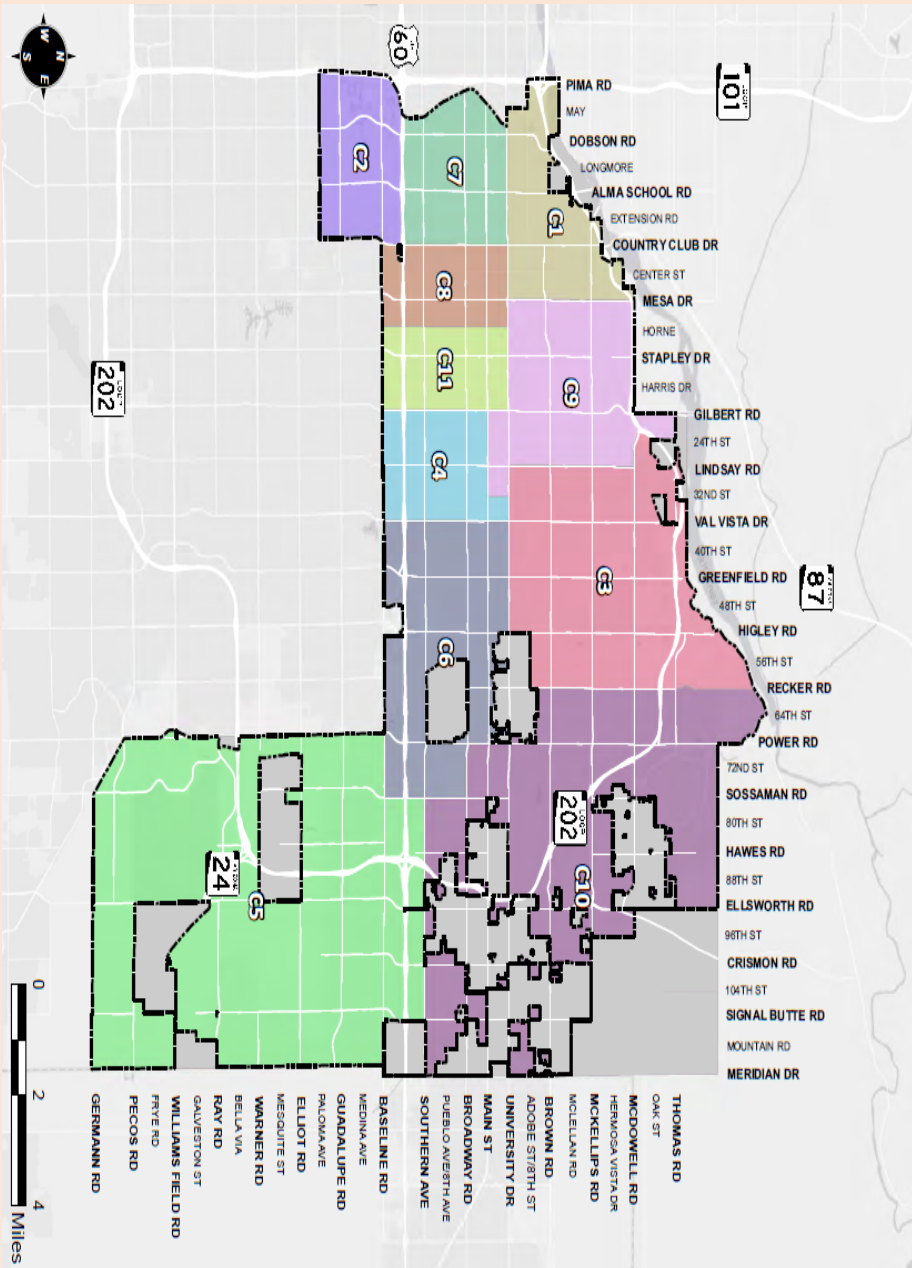
*Data currently available on City of Mesa Data Portal

| New Programs | | |
|--|--------------|------------|
| | Number of | |
| New Programs | Positions | Total Cost |
| Small Business Assistance | 1 | \$ 86,000 |
| Proactive Code Enforcement (Code Officers) | 4 | \$ 298,000 |
| Historic Preservation Officer | 1 | \$ 96,000 |
| Total | 6 | \$ 480,000 |

Small Business Assistance

- Enhance services and information:
 - Focus on social media and website portal
 - Available on an appointment basis
- Provide one central point of information on City processes
- Provide assistance throughout the development process:
 - Proper zoning
 - Building code requirements
 - Options for development (adaptive reuse, collaboration with other City departments)
 - Help with required permitting processes
 - Continued assistance until business opening

Existing Code Enforcement Areas



Proactive Code Enforcement Program

- Currently 9 FTE and one temporary position doing primarily complaints
- Additional 4 Code Officers:
 - smaller work areas,
 - more pro-active inspections (Property Maintenance and Zoning Code)
 - temporary sign regulations
- Projects
 - Multi-departmental Action Teams
 - Police, Fire Prevention, Building (Solid Waste, Neighborhood Outreach)
 - Identify Project Areas for Pro-active Outreach
 - Neighborhood Outreach and Education
- Bandit signs

Part-time Contract Conversion to Full-time Mesa Historic Preservation Officer

- Transforming and maintaining neighborhoods
- Guiding neighborhoods through historic preservation process for neighborhoods and landmarks
 - Neighborhood outreach and education
 - Certificates of Appropriateness
 - Preserving history
 - Preserving neon signs
- Metrics:
 - Number of neighborhood education events conducted
 - Average number of days to approve Certificates of Appropriateness
 - Number of districts or landmarks researched per quarter

Questions?