

LANDSCAPE LEGEND

- PISTACHE 'RED PUSH' RED PUSH PISTACHE 24" BOX (MATCHING)
- PISTACHE LENTISCUS MASTIC TREE 36" BOX
- ACACIA SALICINA WILLOW ACACIA 24" BOX
- CAESALPINIA MEXICANA MEXICAN BIRD OF PARADISE 5 GALLON
- TECOMA 'ORANGE JUBILEE' ORANGE JUBILEE 5 GALLON
- HESPERALOE PARVIFLORA RED YUCCA 5 GALLON
- DASYLIRION WHEELERII DESERT SPOON 5 GALLON
- MUHLENBERGIA 'REGAL MIST' REGAL MIST DEER GRASS 5 GALLON
- RUELLIA PENINSULARIS BAJA RUELLIA 5 GALLON
- AGAVE WEBERII WEBBER'S AGAVE 5 GALLON
- NANDINA DOMESTICA HEAVENLY BAMBOO 5 GALLON
- PACHYCEREUS MARINATUS MEXICAN FENCE POST 24" BOX (5 TRUNK MIN.)
- LANTANA MONTEVIDENSIS 'GOLD MOUND' 1 GALLON
- LANTANA MONTEVIDENSIS TRAILING PURPLE 1 GALLON

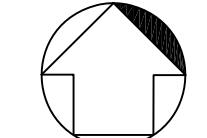
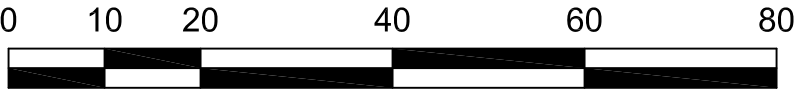
1/2" MINUS MADISON GOLD DECOMPOSED GRANITE 2" DEPTH IN ALL LANDSCAPE AREAS

CITY OF MESA LANDSCAPE NOTES

- ALL LANDSCAPE AREAS TO RECEIVE 2" LAYER DECOMPOSED GRANITE
 - ALL LANDSCAPE AREA TO BE WATERED BY UNDERGROUND AUTOMATIC IRRIGATION SYSTEM.
 - THE HEIGHTS AND CALIPERS SHALL COMPLY WITH 'ARIZONIA NURSERY ASSOCIATION SPECIFICATIONS' FOR THAT SIZE AND TYPE OF TREE.
 - REQUIRED TREES SHALL BE PROVIDED IN EQUAL NUMBERS OF 15 GALLON SIZE AND 24" BOX SIZE OR LARGER.
 - REQUIRED SHRUBS SHALL HAVE A MATURE GROWTH HEIGHT OF 18" AT LEAST 50% OF REQUIRE SHRUBS SHALL BE 5 GALLON SIZE.
 - PLANT MATERIAL SHALL BE CALCULATED BASED ON A LINEAR MODULE OF 25 FEET. TREES AND SHRUBS MAY BE CLUSTERED.
- ARTERIAL STREET:
(2) TREES AND (6) SHRUBS PER 25' OF STREET FRONTAGE
- MAJOR, MIDSECTION COLLECTOR STREET:
(2) TREES AND (6) SHRUBS PER 25' OF STREET FRONTAGE
- COLLECTOR/INDUSTRIAL/COMMERICAL STREET:
(1) TREES AND (4) SHRUBS PER 25' OF STREET FRONTAGE
- PUBLIC OR PRIVATE LOCAL STREET:
(1) TREES AND (4) SHRUBS PER 25' OF STREET FRONTAGE
7. PLANT MATERIAL SIZES REQUIRED:
TREES: (TOTAL REQUIRED TREES):
25% SHALL BE 36" BOX OR LARGER
50% SHALL BE 24" BOX OR LARGER
NO TREES LESS THAN 15 GALLON
- SHRUBS: (TOTAL REQUIRED SHRUBS):
50% SHALL BE 5 GALLON OR LARGER.
NO SHRUBS LESS THAN 1 GALLON
8. 1 TREES AND 3 SHRUBS FOR EVERY 15' PARKING ISLAND PARKING SHALL BE INSTALLED @ EACH END OF ROW OF STALLS AND IN BETWEEN FOR MAXIMUM OF EIGHT CONTIGUOUS PARKING SPACES
9. FOUNDATION LANDSCAPING: LANDSCAPING TO A MINIMUM HEIGHT OF 18" IS REQUIRED IMMEDIATELY ADJACENT TO, OR PROVIDED IN PLANTER AREAS ADJACENT TO BUILDING, WHICH HAVE FRONTAGE ON A PUBLIC STREET. PLANTING AREAS MUST BE A MIN. OF 5' WIDE AND A MIN. OF 50% PLANT COVERAGE.
10. THE BACKFLOW PREVENTION ASSEMBLY SHALL BE TESTED AND APPROVED BY A CERTIFIED TECHNICIAN DESIGNATED IN THE CURRENT CITY OF MESA LIST THE APPROVED INSPECTORS PRIOR TO THE REQUEST FOR FINAL INSPECTION".
11. THE REQUIRED BACKFLOW PREVENTION ASSEMBLY SHALL BE MANUFACTURER AND MODEL NUMBER DESIGNATED IN THE CURRENT CITY OF MESA LIST OF APPROVED BACKFLOW PREVENTION ASSEMBLIES".
12. ALL WORK WILL BE DONE UNDER SEPARATE PERMIT FOR SIGNS".
13. ALL LANDSCAPING INSTALLED WITH THIS PROJECT TO BE MAINTAINED BY OWNERS ASSOC. OR OWNERS ASSOCIATION OF COMMERCIAL SUBDIVISION OR MANAGEMENT COMPANY IF COMMERCIAL RENTALS
14. THAT ALL TREES AND SHRUBS LOCATED IN LINE-OF-SIGHT WILL BE MAINTAINED TO A CLEAR AREA BETWEEN OF 3' TO 7'
15. RIP-RAP MUST BE ON NATURAL MATERIALS MATCHING D.G COLORS CONCRETE OR GUNITE MUST BE COLORED TO MATCH D.G. COLOR
16. TREES SHALL BE PLANTED @ LEAST 20' AWAY FROM ANY STREET LIGHT POLE OR LOCATION. SHRUBS SHALL BE PLANTED @ LEAST 7' FEET AWAY FROM ANY STREET LIGHT POLE OR LCC.
17. 10% OF TOTAL TREES IN PARKING SHALL BE 36" BOX OR LARGER.

LANDSCAPE PLAN

SCALE: 1" = 20'-0"




T.J. McQUEEN & ASSOCIATES, INC.

LANDSCAPE ARCHITECTURE
URBAN DESIGN
SITE PLANNING

10450 N. 74th Street , Suite 120
Scottsdale, Arizona 85258
P. (602) 265-0320

EMAIL: timmcqueen@tjmla.net



T.J. McQUEEN & ASSOC., INC.'S LANDSCAPE ARCHITECTURE (TJMLA) EXPRESSLY RESERVES ITS COMMON LAW, COPYRIGHT, TRADE SECRET, AND ALL OTHER RIGHTS IN THESE PLANS. THESE PLANS ARE NOT TO BE REPRODUCED, COPIED, OR COMMONLY COPIED IN ANY FORM OR MANNER WITHOUT WRITTEN PERMISSION, NOR ARE THEY TO BE ASSIGNED TO ANY THIRD PARTY WITHOUT FIRST OBTAINING THE EXPRESS WRITTEN PERMISSION & CONSENT FROM TJMLA.

ARIZONA DIGESTIVE HEALTH

SEC OF S EXTENSION RD & BASELINE RD
MESA, AZ 85202



NUMBER	REVISION	DATE

SHEET TITLE:	LANDSCAPE PLAN
ISSUE DATE:	02.05.18
DRAWN BY:	KAW
CHECKED BY:	AG
PROJECT No.:	
SHEET:	