



Project #77252-001  
Starbucks #00000  
Gilbert & Southern  
Mesa, AZ

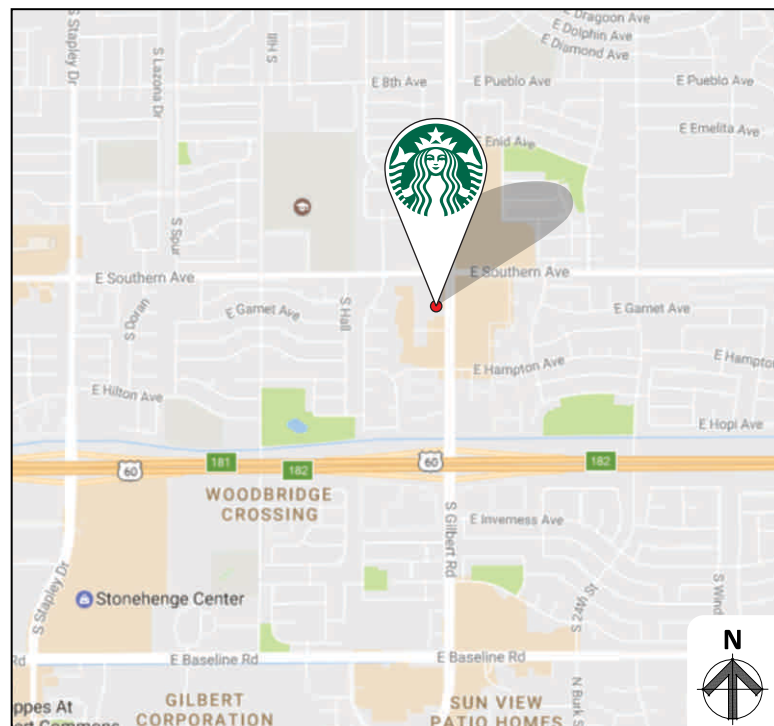
SWC OF S. GILBERT RD.  
& E. SOUTHERN AVE.  
MESA, AZ 85204

APN: 139-08-457A

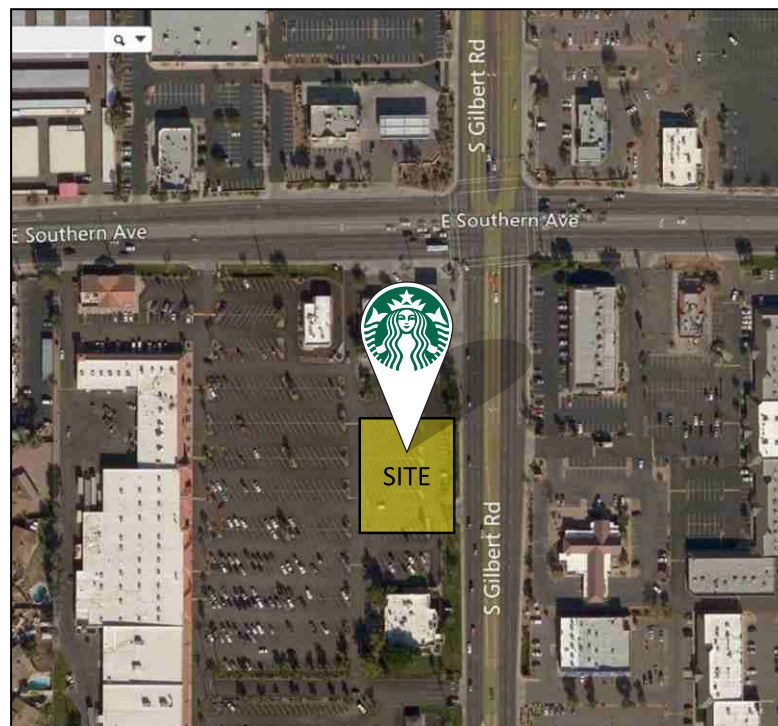
TRACT:

LOT:

COUNTY MAP REF #:



VICINITY MAP



SITE PLAN

## SCOPE OF WORK:

### MANUFACTURE & INSTALL

#### NEW SIGNS INCLUDE:

- One (1) 60" Logo Disk
- Two (2) 54" Logo Disks
- Three (3) 48" DT Arrow Series Wall Sign (RH)
- One (1) 36" DRIVE THRU Directional Sign
- One (1) 36" EXIT ONLY Directional Sign
- One (1) Clearance Bar
- One (1) 8'-0" Tall D/F DRIVE THRU Monument Sign

### SHIP-IN & INSTALL:

- One (1) Pre-Menu Board
- One (1) Digital Order Screen & Canopy
- One (1) 5-Panel Menu Board

## TABLE OF CONTENTS:

- Page S01: Cover Page
- Page S02: Complete Site Plan
- Page S03: Enlarged Site Plan w/ Sign Key
- Page S04: Enlarged Ground Sign Site Plan
- Page S05: Enlarged Ground Sign Site Plan
- Page S06: Building Elevations
- Page S07: Building Elevations
- Page S08: 60" Logo Disk
- Page S09: 54" Logo Disk
- Page S10: 48" Drive Thru Wall Cabinet (RH)
- Page S11: 36" DRIVE THRU Directional
- Page S12: 36" THANK YOU / EXIT ONLY Directional
- Page S13: Clearance Bar
- Page S14: D/F DT Monument Sign
- Page S15: D/F DT Monument - Sign Location & Grading Plan
- Page S16: Existing Freestanding Monument Sign Inventory
- Page S17: D/F DT Monument - Site Details & Dimensions
- Page S18: D/F DT Monument - Site Location Dimensions
- Page S19: D/F DT Monument - Site Dimensions
- Page S20: Pre-Menu Board
- Page S21: Order Point Screen
- Page S22: Order Point Screen Canopy
- Page S23: 5-Panel Menu Board

## ALL WORK SHALL COMPLY WITH:


### MARICOPA COUNTY BUILDING CODES:

- 2012 INTERNATIONAL BUILDING CODE IBC
- 2012 INTERNATIONAL RESIDENTIAL CODE IRC
- 2012 INTERNATIONAL MECHANICAL CODE IMC
- 2012 INTERNATIONAL PLUMBING CODE IPC
- 2012 INTERNATIONAL FUEL GAS CODE IFGC
- 2012 INTERNATIONAL EXISTING BUILDING CODE IEBC

### VOLUNTARY BUILDING CODES:

- 2012 INTERNATIONAL ENERGY CONSERVATION CODE IECC
- 2012 INTERNATIONAL GREEN CONSTRUCTION CODE IGCC

## ALL AS AMENDED PER THE MARICOPA COUNTY LOCAL ADDITIONS AND ADDENDA

 This sign is intended to be installed in accordance with the requirements of Article 600 of the National Electrical Code and/or other applicable local codes. This includes proper grounding and bonding of the sign.

**NOTE: CUSTOMER TO PROVIDE TITLE 24 COMPLIANT SIGN LIGHTING CONTROLS (AUTOMATIC TIME SWITCH / PHOTO CELL)**  
**CUSTOMER TO PROVIDE PRIMARY POWER TO SIGN LOCATION(S)**

**DEDICATED SIGN CIRCUITS**



CALIFORNIA CONTRACTOR LICENSE NO. 980698

## Los Angeles Division

10235 BELLEGRAVE AVE.  
JURUPA VALLEY, CA 91752  
TEL: (909) 923-7668  
FAX: (909) 923-5015

© 2017 by YESCO LLC  
www.yesco.com  
All rights reserved.

### CLIENT:



SWC  
GILBERT RD. & SOUTHERN AVE.  
MESA, AZ 85204

### ACCOUNT EXECUTIVE:

JAY RESAR

### DESIGN:

RICK

### DATE:

05/19/17

### REV/DATE/DESIGNER

R1 / RICK / 08-08-17

Completed BB, added sign type details.  
Revised D/F monument sign.  
Added comprehensive monument sign site details.

R2 / RICK / 08-17-17

Added new site plan & new elevations.  
Relocated D/F monument sign & Exit directional, per new plans.

R3 / RICK / 09-15-17

Revised per Planning Div. comments.

### CUSTOMER APPROVAL:

- ☐ Accepted w/o changes
- ☐ Accepted w/ changes as noted
- ☐ Revise as noted & re-submit

SIGNATURE

DATE

### PRODUCTION APPROVAL:

SALES EXECUTIVE

DATE

PRODUCTION MGR.

DATE

This drawing was created to assist you in visualizing our proposal. The original ideas herein are the property of YESCO SIGNS, LLC. Permission to copy or revise this drawing can only be obtained through a written agreement with YESCO. See your sales representative or call the nearest office of YESCO.

This sign is intended to be installed in accordance with the requirements of Article 600 of the National Electrical Code and/or other applicable local codes. This includes proper grounding and bonding of the sign.

Colors represented in this drawing are for presentation only. They cannot match actual processes being used on finished products. All salespersons can reference manufacturer's color charts at your request. Cost of providing necessary wiring to sign area is not included in this sign proposal.

### PROJECT NUMBER:

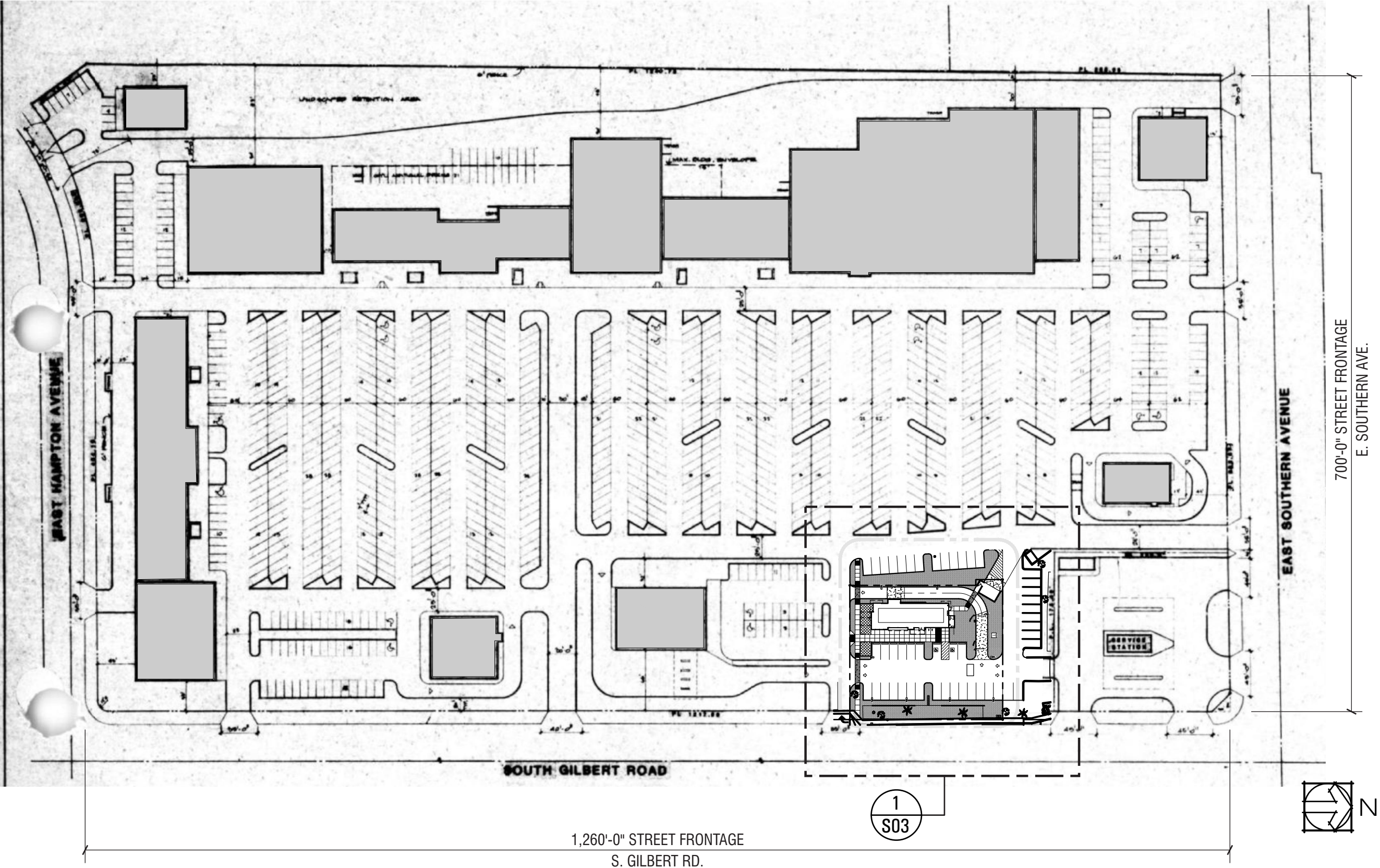
ART-02638-R3

### SHEET:

S01



MESA SOUTH CENTER SHOPPING MALL



SITE PLAN

NTS



CALIFORNIA CONTRACTOR LICENSE NO. 980698

Los Angeles Division

10235 BELLEGRAVE AVE.  
JURUPA VALLEY, CA 91752  
TEL: (909) 923-7668  
FAX: (909) 923-5015

© 2017 by YESCO LLC  
www.yesco.com  
All rights reserved.



SWC  
GILBERT RD. & SOUTHERN AVE.  
MESA, AZ 85204

ACCOUNT EXECUTIVE:

JAY RESAR

DESIGN:

RICK

DATE:

05/19/17

REV/DATE/DESIGNER

R1 / RICK / 08-08-17

Completed BB, added sign type details.  
Revised D/F monument sign.  
Added comprehensive monument sign site details.

R2 / RICK / 08-17-17

Added new site plan & new elevations.  
Relocated D/F monument sign & Exit directional, per new plans.

R3 / RICK / 09-15-17

Revised per Planning Div. comments.

CUSTOMER APPROVAL:

- ☐ Accepted w/o changes  
☐ Accepted w/ changes as noted  
☐ Revise as noted & re-submit

SIGNATURE DATE

PRODUCTION APPROVAL:

SALES EXECUTIVE DATE

PRODUCTION MGR. DATE

This drawing was created to assist you in visualizing our proposal. The original ideas herein are the property of YESCO SIGNS, LLC. Permission to copy or revise this drawing can only be obtained through a written agreement with YESCO. See your sales representative or call the nearest office of YESCO.








This sign is intended to be installed in accordance with the requirements of Article 600 of the National Electrical Code and/or other applicable local codes. This includes proper grounding and bonding of the sign.




Colors represented in this drawing are for presentation only. They cannot match actual processes being used on finished products. All salespersons can reference manufacturer's color charts at your request. Cost of providing necessary wiring to sign area is not included in this sign proposal.

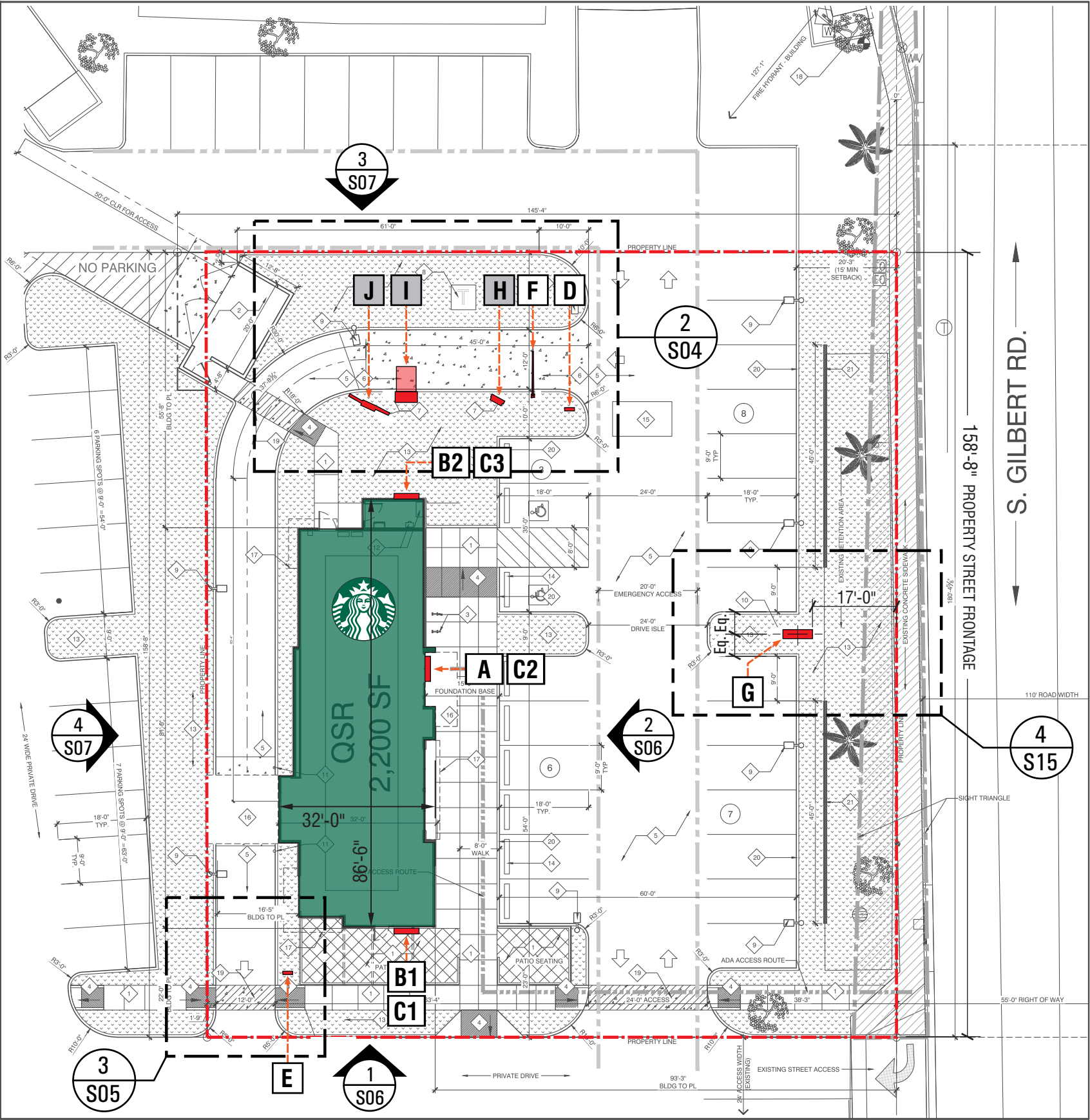
PROJECT NUMBER:  
ART-02638-R3

SHEET:  
S02



| MANUFACTURE & INSTALL |  |  |                   |       |               |   |
|-----------------------|--|--|-------------------|-------|---------------|---|
| SIGN                  |  | DESCRIPTION                                | DESIGN #          | QUANT | SQ.FT. (ea)   | TOTAL   |
| A                     |   | 60" LOGO                                   | 13164             | 1     | 19.62         | 19.62   |
| B1 B2                 |   | 54" LOGO                                   | *Custom*          | 2     | 15.90         | 31.80   |
| C1 C2 C3              |   | 48" DRIVE-THRU ARROW SERIES WALL SIGN (RH) | 14099             | 3     | 6.96          | 20.88   |
| D                     |   | "DRIVE THRU" DIRECTIONAL                   | 14104<br>*Custom* | 1     | 3.2           | 3.2   |
| E                     |   | "EXIT ONLY" DIRECTIONAL                    | 14091<br>*Custom* | 1     | 2.6           | 2.6   |
| F                     |   | CLEARANCE BAR                              | 14106             | 1     | 2.3           | 2.3   |
| G                     |  | DOUBLE-FACE DRIVE-THRU MONUMENT SIGN       | *Custom*          | 1     | 14.0 PER FACE | 14.0<br>*** NOTE ***<br>ONE SIDE ONLY<br>USED FOR SIGN<br>AREA SQ. FT.<br>CALCULATION |

| SHIP-IN & INSTALL ONLY |   |                              |                                  |       |             |       |
|------------------------|---|------------------------------|----------------------------------|-------|-------------|-------|
| SIGN                   |   | DESCRIPTION                  | DESIGN #                         | QUANT | SQ.FT. (ea) | TOTAL |
| H                      |  | PRE-MENU                     | 14120                            | 1     | 12.0        | 12.0  |
| I                      |  | ORDER POINT SCREEN w/ CANOPY | 14116 (Screen)<br>14163 (Canopy) | 1     | N/A         | N/A   |
| J                      |  | MENU BOARD                   | 14119                            | 1     | 36.0        | 36.0  |



1 ENLARGED SITE PLAN

SCALE: 1" = 25'-0"



CALIFORNIA CONTRACTOR LICENSE NO. 980698

## Los Angeles Division

10235 BELLEGRAVE AVE.  
JURUPA VALLEY, CA 91752  
TEL: (909) 923-7668  
FAX: (909) 923-5015

© 2017 by YESCO LLC  
www.yesco.com  
All rights reserved.



SWC  
GILBERT RD. & SOUTHERN AVE.  
MESA, AZ 85204

### ACCOUNT EXECUTIVE:

JAY RESAR

### DESIGN:

RICK

### DATE:

05/19/17

### REV/DATE/DESIGNER

R1 / RICK / 08-08-17

Completed BB, added sign type details.  
Revised D/F monument sign.  
Added comprehensive monument sign site details.

R2 / RICK / 08-17-17

Added new site plan & new elevations.  
Relocated D/F monument sign & Exit directional, per new plans.

R3 / RICK / 09-15-17

Revised per Planning Div. comments.

### CUSTOMER APPROVAL:

- ☐ Accepted w/o changes  
☐ Accepted w/ changes as noted  
☐ Revise as noted & re-submit

SIGNATURE DATE

### PRODUCTION APPROVAL:

SALES EXECUTIVE DATE

PRODUCTION MGR. DATE

This drawing was created to assist you in visualizing our proposal. The original ideas herein are the property of YESCO SIGNS, LLC. Permission to copy or revise this drawing can only be obtained through a written agreement with YESCO. See your sales representative or call the nearest office of YESCO.

This sign is intended to be installed in accordance with the requirements of Article 600 of the National Electrical Code and/or other applicable local codes. This includes proper grounding and bonding of the sign.

Colors represented in this drawing are for presentation only. They cannot match actual processes being used on finished products.

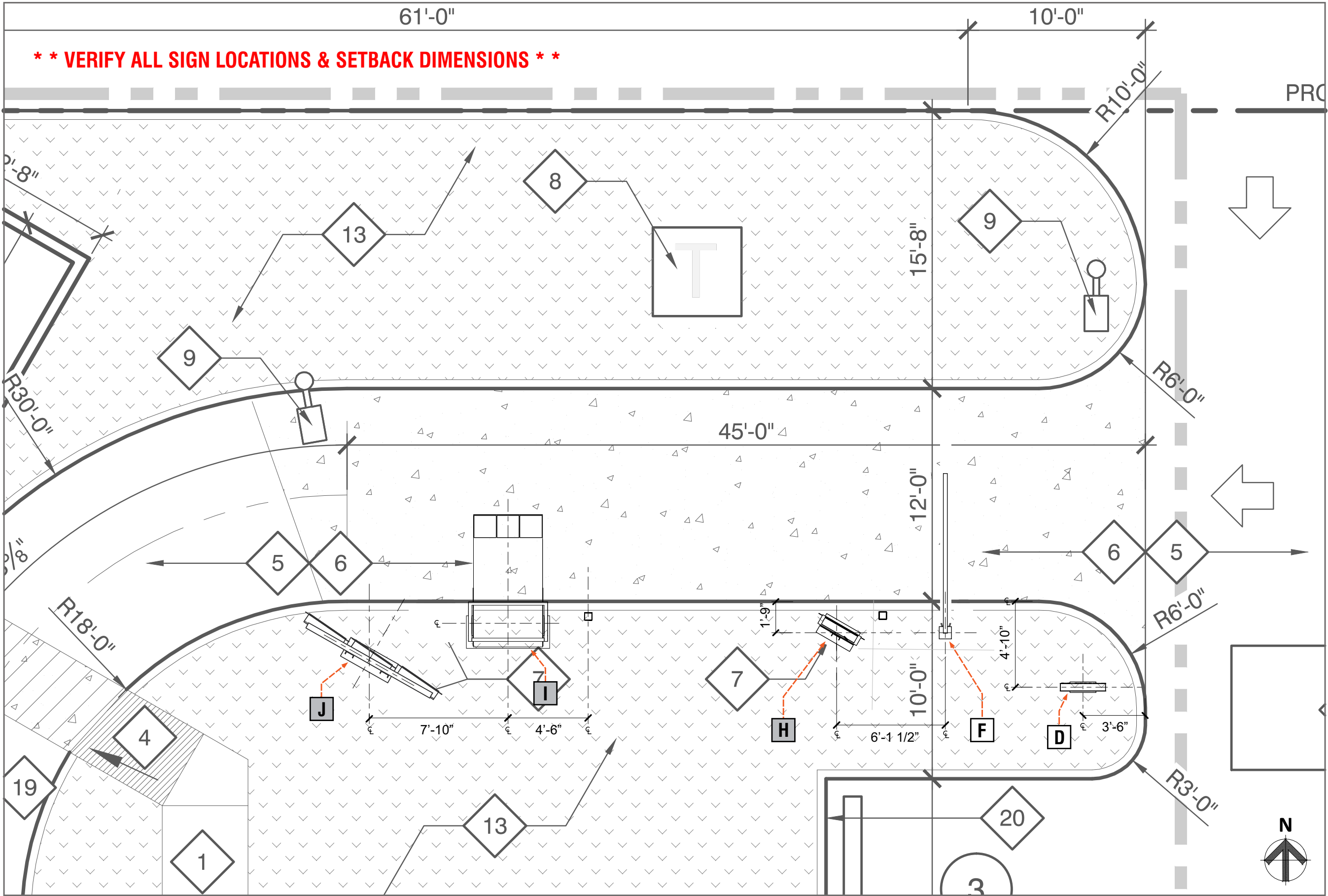
All salespersons can reference manufacturer's color charts at your request. Cost of providing necessary wiring to sign area is not included in this sign proposal.

### PROJECT NUMBER:

ART-02638-R3

### SHEET:

S03



2 ENLARGED SITE PLAN - GROUND SIGNS

SCALE: 3/16" = 1'-0"



CALIFORNIA CONTRACTOR LICENSE NO. 980698

**Los Angeles Division**

10235 BELLEGRAVE AVE.  
JURUPA VALLEY, CA 91752  
TEL: (909) 923-7668  
FAX: (909) 923-5015

© 2017 by YESCO LLC  
www.yesco.com  
All rights reserved.

CLIENT:

SWC  
GILBERT RD. & SOUTHERN AVE.  
MESA, AZ 85204

ACCOUNT EXECUTIVE:  
JAY RESAR

DESIGN:  
RICK

DATE:  
05/19/17

REV/DATE/DESIGNER

R1 / RICK / 08-08-17  
Completed BB, added sign type details.  
Revised D/F monument sign.  
Added comprehensive monument sign site details.

R2 / RICK / 08-17-17  
Added new site plan & new elevations.  
Relocated D/F monument sign & Exit directional, per new plans.

R3 / RICK / 09-15-17  
Revised per Planning Div. comments.

CUSTOMER APPROVAL:

☐ Accepted w/o changes  
☐ Accepted w/ changes as noted  
☐ Revise as noted & re-submit

SIGNATURE \_\_\_\_\_ DATE \_\_\_\_\_

PRODUCTION APPROVAL:

SALES EXECUTIVE \_\_\_\_\_ DATE \_\_\_\_\_

PRODUCTION MGR. \_\_\_\_\_ DATE \_\_\_\_\_

This drawing was created to assist you in visualizing our proposal. The original ideas herein are the property of YESCO SIGNS, LLC. Permission to copy or revise this drawing can only be obtained through a written agreement with YESCO. See your sales representative or call the nearest office of YESCO.

This sign is intended to be installed in accordance with the requirements of Article 600 of the National Electrical Code and/or other applicable local codes. This includes proper grounding and bonding of the sign.

Colors represented in this drawing are for presentation only. They cannot match actual processes being used on finished products. All salespersons can reference manufacturer's color charts at your request. Cost of providing necessary wiring to sign area is not included in this sign proposal.

PROJECT NUMBER:  
ART-02638-R3

SHEET:  
S04



**Los Angeles  
Division**

10235 BELLEGRAVE AVE.  
JURUPA VALLEY, CA 91752  
TEL: (909) 923-7668  
FAX: (909) 923-5015

© 2017 by YESCO LLC  
www.yesco.com  
All rights reserved.

CLIENT:



SWC  
GILBERT RD. & SOUTHERN AVE.  
MESA, AZ 85204

ACCOUNT EXECUTIVE:

JAY RESAR

DESIGN:

RICK

DATE:

05/19/17

REV/DATE/DESIGNER

R1 / RICK / 08-08-17

Completed BB, added sign type details.  
Revised D/F monument sign.  
Added comprehensive monument sign  
site details.

R2 / RICK / 08-17-17

Added new site plan & new elevations.  
Relocated D/F monument sign & Exit  
directional, per new plans.

R3 / RICK / 09-15-17

Revised per Planning Div. comments.

CUSTOMER APPROVAL:

- ☐ Accepted w/o changes  
☐ Accepted w/ changes as noted  
☐ Revise as noted & re-submit

SIGNATURE

DATE

PRODUCTION APPROVAL:

SALES EXECUTIVE

DATE

PRODUCTION MGR.

DATE

This drawing was created to assist you in  
visualizing our proposal. The original ideas  
herein are the property of YESCO SIGNS, LLC.  
Permission to copy or revise this drawing can  
only be obtained through a written agreement  
with YESCO. See your sales representative  
or call the nearest office of YESCO.

This sign is intended to be installed in accord-  
ance with the requirements of Article 600 of the  
National Electrical Code and/or other applicable  
local codes. This includes proper grounding and  
bonding of the sign.

Colors represented in this drawing are for pre-  
sentation only. They cannot match actual pro-  
cesses being used on finished products.

All salespersons can reference manufacturer's  
color charts at your request. Cost of providing  
necessary wiring to sign area is not included  
in this sign proposal.

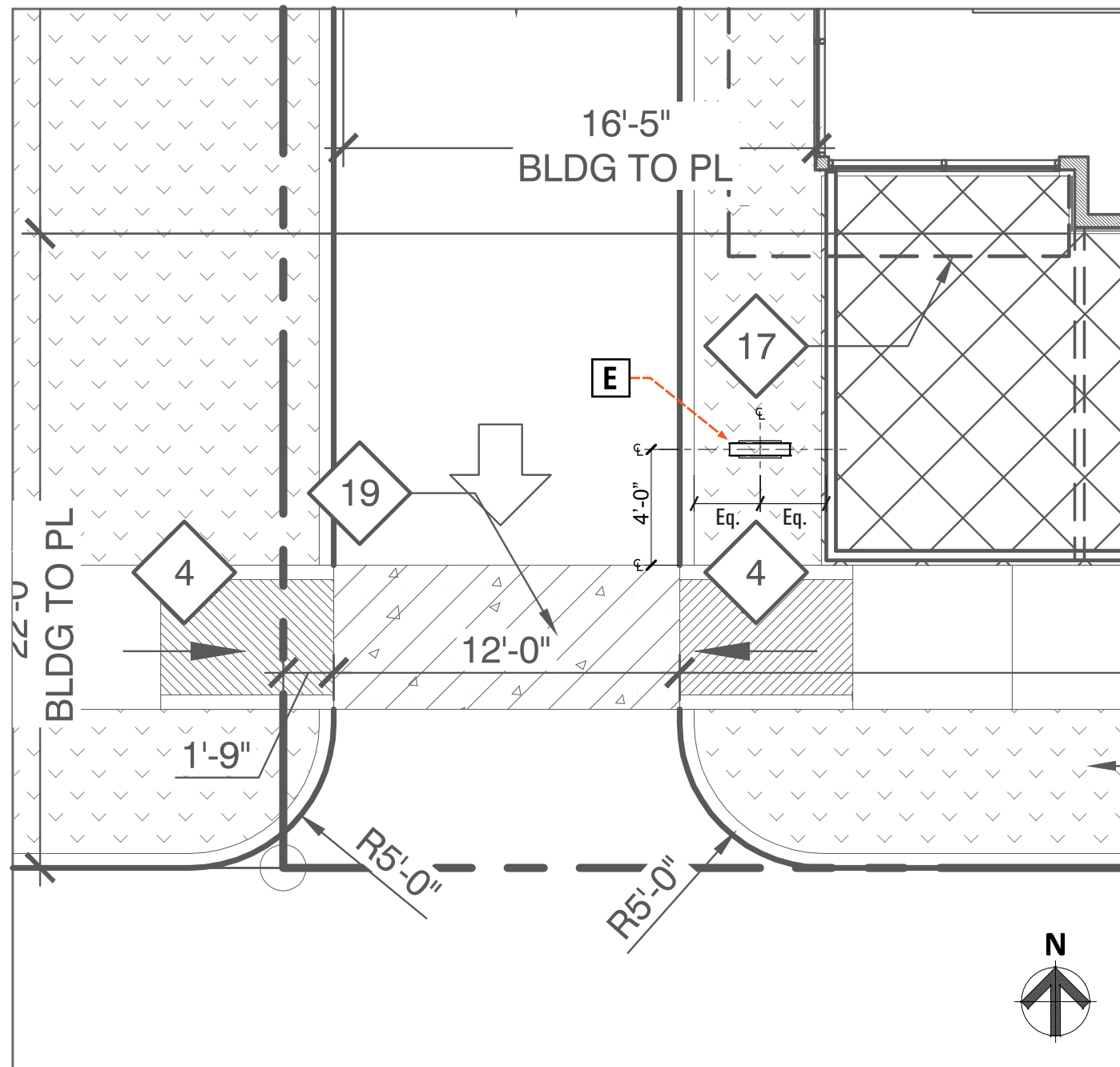
PROJECT NUMBER:

ART-02638-R3

SHEET:

S05

**\* \* VERIFY ALL SIGN LOCATIONS & SETBACK DIMENSIONS \* \***



3

ENLARGED SITE PLAN - GROUND SIGN

SCALE: 3/16" = 1'-0"

**Los Angeles  
Division**

10235 BELLEGRAVE AVE.  
JURUPA VALLEY, CA 91752  
TEL: (909) 923-7668  
FAX: (909) 923-5015

© 2017 by YESCO LLC  
www.yesco.com  
All rights reserved.

CLIENT:



SWC  
GILBERT RD. & SOUTHERN AVE.  
MESA, AZ 85204

ACCOUNT EXECUTIVE:

JAY RESAR

DESIGN:

RICK

DATE:

05/19/17

REV/DATE/DESIGNER

R1 / RICK / 08-08-17

Completed BB, added sign type details.  
Revised D/F monument sign.  
Added comprehensive monument sign  
site details.

R2 / RICK / 08-17-17

Added new site plan & new elevations.  
Relocated D/F monument sign & Exit  
directional, per new plans.

R3 / RICK / 09-15-17

Revised per Planning Div. comments.

CUSTOMER APPROVAL:

- ☐ Accepted w/o changes  
☐ Accepted w/ changes as noted  
☐ Revise as noted & re-submit

SIGNATURE DATE

PRODUCTION APPROVAL:

SALES EXECUTIVE DATE

PRODUCTION MGR. DATE

This drawing was created to assist you in  
visualizing our proposal. The original ideas  
herein are the property of YESCO SIGNS, LLC.  
Permission to copy or revise this drawing can  
only be obtained through a written agreement  
with YESCO. See your sales representative  
or call the nearest office of YESCO.

This sign is intended to be installed in accordance  
with the requirements of Article 600 of the  
National Electrical Code and/or other applicable  
local codes. This includes proper grounding and  
bonding of the sign.

Colors represented in this drawing are for  
presentation only. They cannot match actual  
processes being used on finished products.

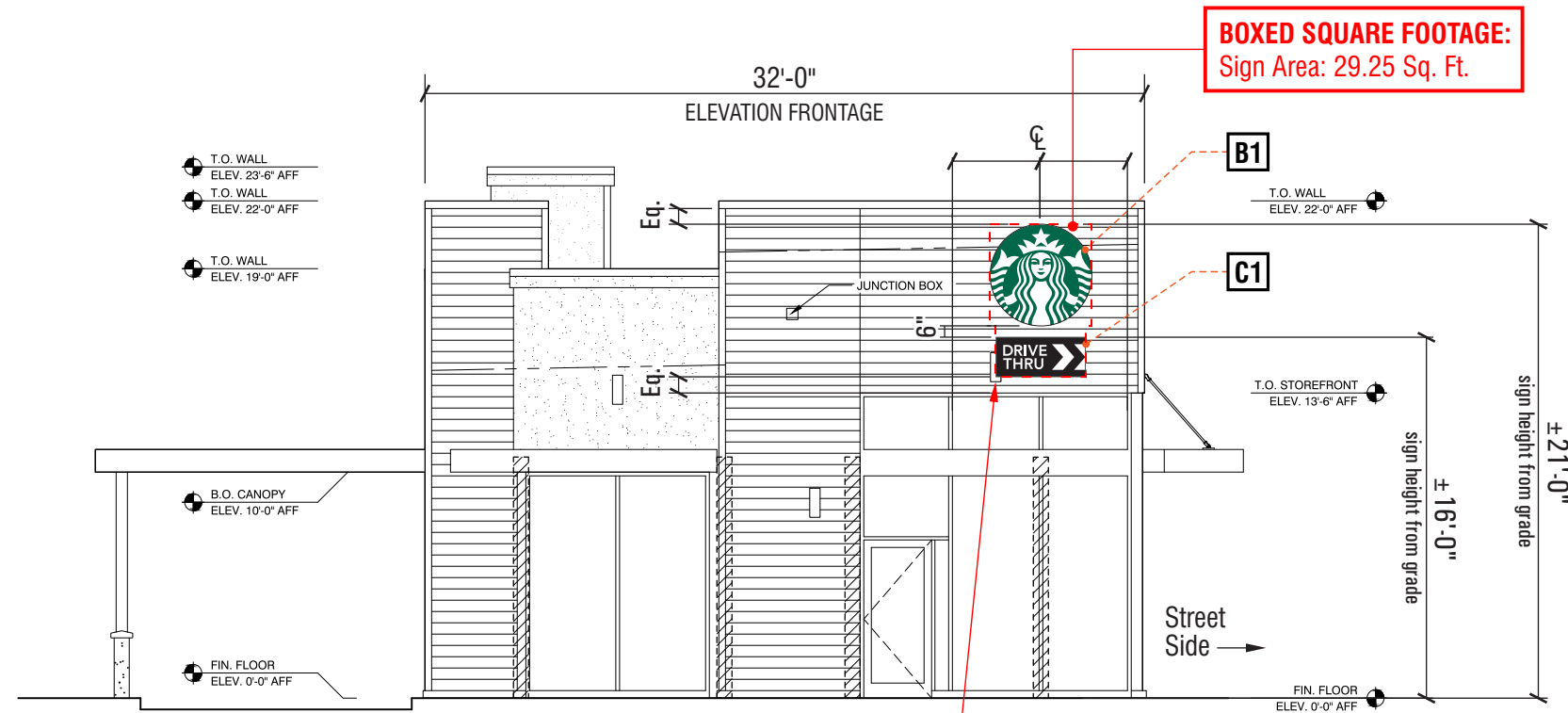
All salespersons can reference manufacturer's  
color charts at your request. Cost of providing  
necessary wiring to sign area is not included  
in this sign proposal.

PROJECT NUMBER:

ART-02638-R3

SHEET:

S06



54" Disk Logo  
48" DT Cabinet (RH)

**SOUTH ELEVATION**

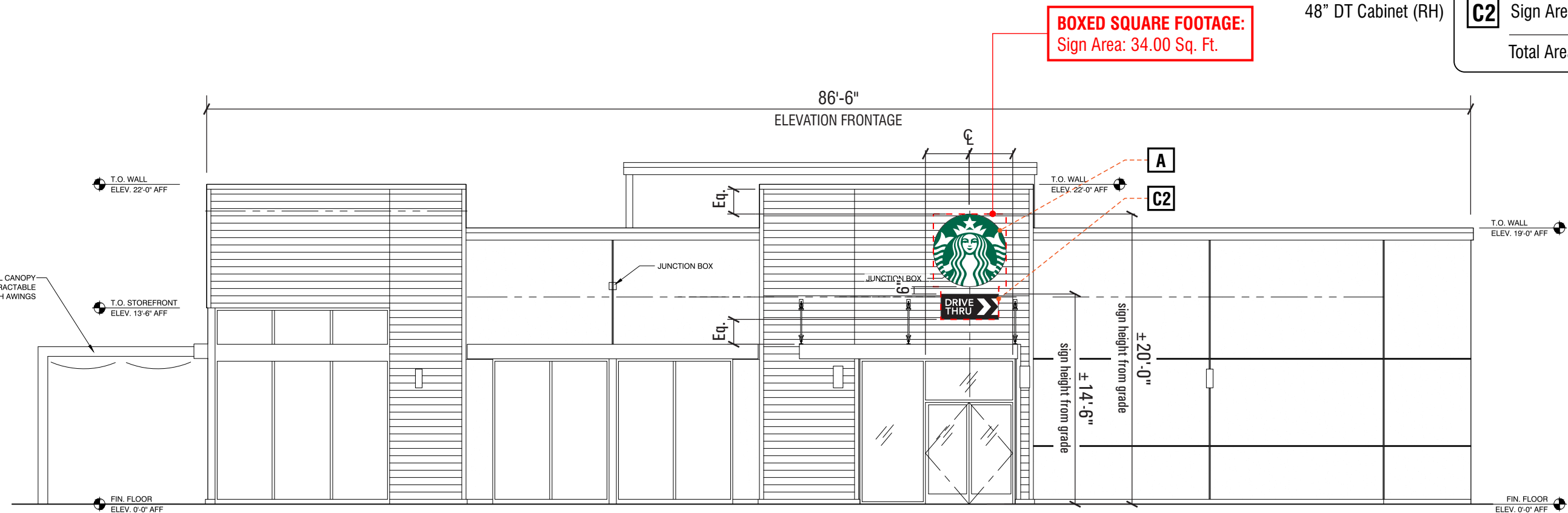
**B1** Sign Area = 15.90

**C1** Sign Area = 6.96

Total Area = 22.86

**1 SOUTH ELEVATION**

Scale: 1/8" = 1'-0"



60" Disk Logo  
48" DT Cabinet (RH)

**EAST ELEVATION**

**A** Sign Area = 19.62

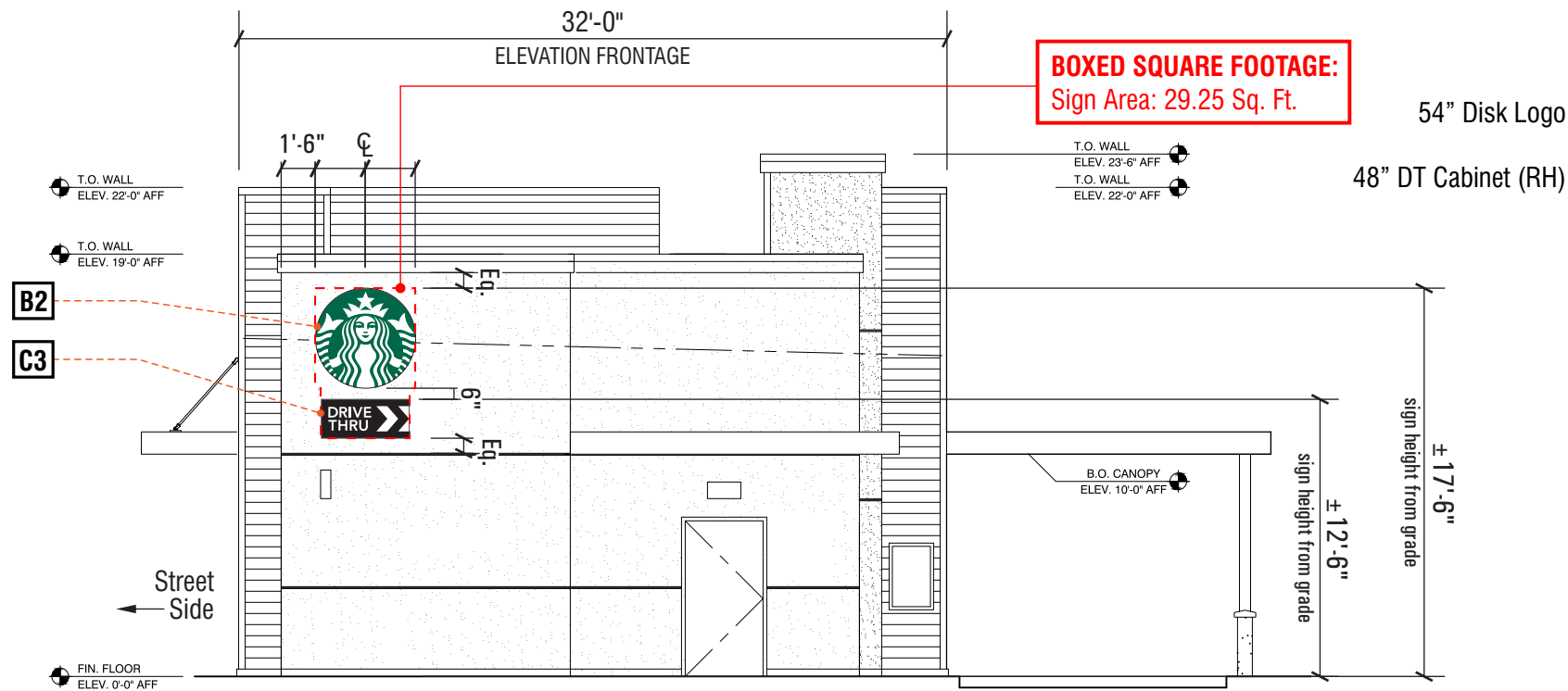
**C2** Sign Area = 6.96

Total Area = 26.58

**2 EAST ELEVATION - FACES S. GILBERT RD.**

Scale: 1/8" = 1'-0"



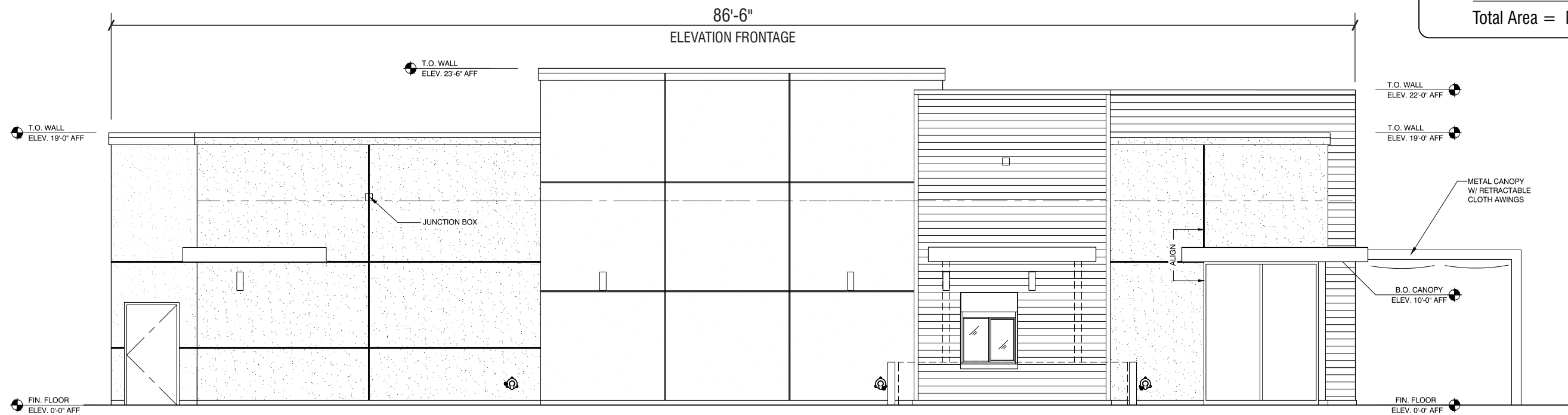


| NORTH ELEVATION    |                   |
|--------------------|-------------------|
| <b>B2</b>          | Sign Area = 15.90 |
| <b>C3</b>          | Sign Area = 6.96  |
| Total Area = 22.86 |                   |

3 NORTH ELEVATION

Scale: 1/8" = 1'-0"

- NO BUILDING SIGNS PROPOSED FOR THE WEST ELEVATION -



| WEST ELEVATION   |                 |
|------------------|-----------------|
|                  | Sign Area = N/A |
|                  | Sign Area = N/A |
| Total Area = N/A |                 |

4 WEST ELEVATION - FACES INTERIOR PARKING AREA

Scale: 1/8" = 1'-0"



CALIFORNIA CONTRACTOR LICENSE NO. 980698

## Los Angeles Division

10235 BELLEGRAVE AVE.  
JURUPA VALLEY, CA 91752  
TEL: (909) 923-7668  
FAX: (909) 923-5015

© 2017 by YESCO LLC  
www.yesco.com  
All rights reserved.

CLIENT:



SWC  
GILBERT RD. & SOUTHERN AVE.  
MESA, AZ 85204

ACCOUNT EXECUTIVE:

JAY RESAR

DESIGN:

RICK

DATE:

05/19/17

REV/DATE/DESIGNER

R1 / RICK / 08-08-17

Completed BB, added sign type details.  
Revised D/F monument sign.  
Added comprehensive monument sign site details.

R2 / RICK / 08-17-17

Added new site plan & new elevations.  
Relocated D/F monument sign & Exit directional, per new plans.

R3 / RICK / 09-15-17

Revised per Planning Div. comments.

CUSTOMER APPROVAL:

- ☐ Accepted w/o changes  
☐ Accepted w/ changes as noted  
☐ Revise as noted & re-submit

SIGNATURE

DATE

PRODUCTION APPROVAL:

SALES EXECUTIVE

DATE

PRODUCTION MGR.

DATE

This drawing was created to assist you in visualizing our proposal. The original ideas herein are the property of YESCO SIGNS, LLC. Permission to copy or revise this drawing can only be obtained through a written agreement with YESCO. See your sales representative or call the nearest office of YESCO.

This sign is intended to be installed in accordance with the requirements of Article 600 of the National Electrical Code and/or other applicable local codes. This includes proper grounding and bonding of the sign.

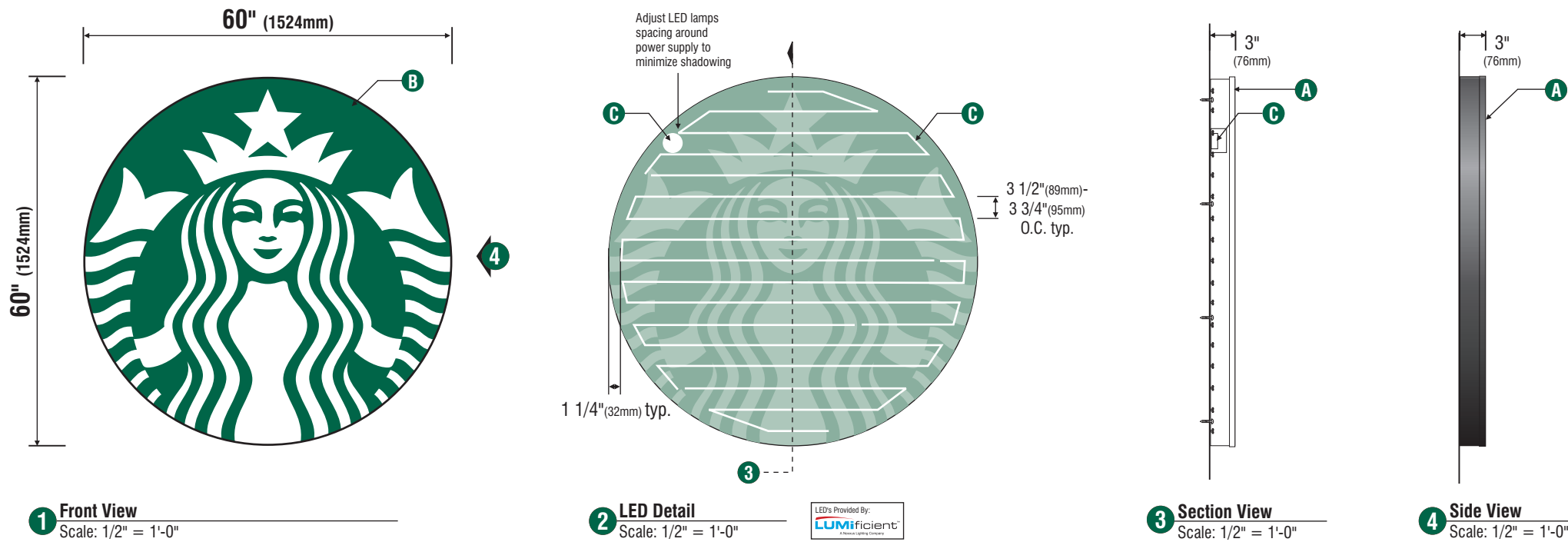
Colors represented in this drawing are for presentation only. They cannot match actual processes being used on finished products. All salespersons can reference manufacturer's color charts at your request. Cost of providing necessary wiring to sign area is not included in this sign proposal.

PROJECT NUMBER:

ART-02638-R3

SHEET:

S07



## A NEW S/F ILLUMINATED DISK LOGO CABINET

Quantity: One (1) Logo Cabinet - Manufacture & Install

Design: 13164

Scale: 1/2" = 1'-0"

### SPECIFICATIONS:

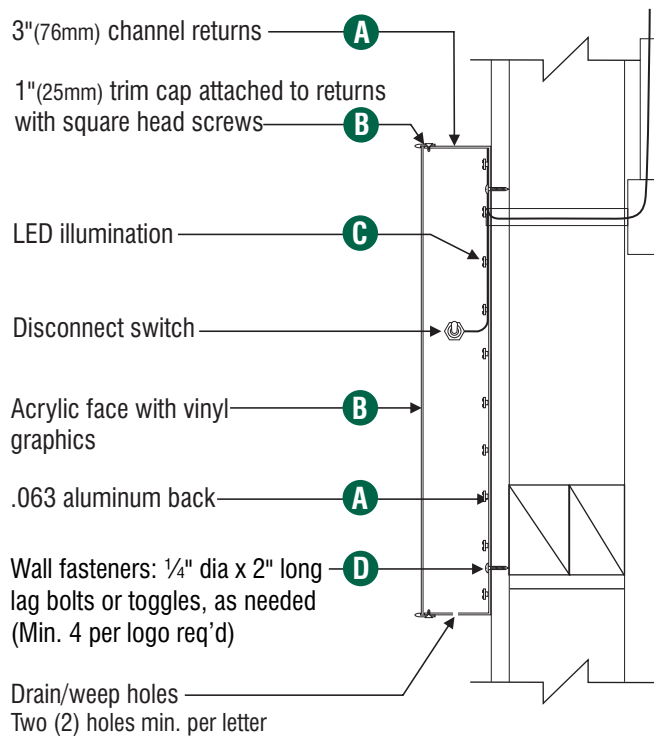
- A** 60"(1524mm) Single faced internally illuminated wall mount logo disk. Cabinet to be 3"(76mm) deep, fabricated aluminum sidewalls and back. Paint cabinet black polyurethane. Faces to be 3/16"(5mm) Acrylite 015-2GP. 1"(25mm) black trimcap with square head screws retainer edging.
- B** Graphics of logo to be 1st surface 3M Translucent Scotchcal vinyl- Holly Green #3630-76. Siren to show thru White.
- C** Internally illuminate logo disk with Lumificient™ white LED's installed to back of disk. Power with self-contained Lumificient™ power supply contained with an U.L. enclosure covered in white vinyl film. Fasten to wall with required fasteners.

Sign must be approved by the National Electrical Code, Underwriters Laboratory, CUL, and all applicable local codes. Disconnect switch in primary to be within sight of sign (sign includes power supply enclosure) REF: NEC 110-3[B] 600-2, 600-4. Primary electrical source 1/2"(13mm) conduit minimum) REF: NEC 600-6, 600-21(provided by installer).



### Disk 60in S/F Illuminated wall mount EVOLVED

| Size         | Sq.Ft. | Sq.M. | Volts |
|--------------|--------|-------|-------|
| 60" (1524mm) | 19.62  | 1.82  | 120   |

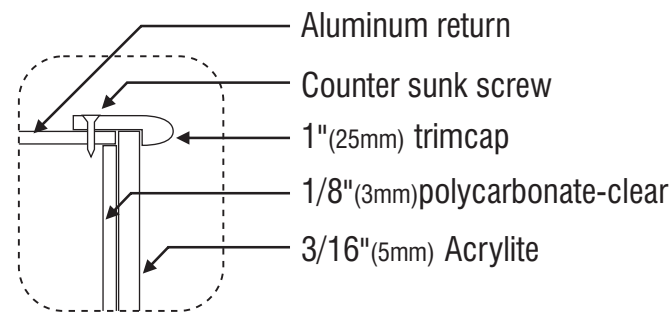


### 5 Letter Section View Typ.

NTS



Note: Red dotted line denotes sign area calculation



### 6 Enlarged Detail

NTS



CALIFORNIA CONTRACTOR LICENSE NO. 980698

## Los Angeles Division

10235 BELLEGRAVE AVE.  
JURUPA VALLEY, CA 91752  
TEL: (909) 923-7668  
FAX: (909) 923-5015

© 2017 by YESCO LLC  
www.yesco.com  
All rights reserved.

CLIENT:



SWC  
GILBERT RD. & SOUTHERN AVE.  
MESA, AZ 85204

ACCOUNT EXECUTIVE:

JAY RESAR

DESIGN:

RICK

DATE:

05/19/17

REV/DATE/DESIGNER

R1 / RICK / 08-08-17

Completed BB, added sign type details.  
Revised D/F monument sign.  
Added comprehensive monument sign site details.

R2 / RICK / 08-17-17

Added new site plan & new elevations.  
Relocated D/F monument sign & Exit directional, per new plans.

R3 / RICK / 09-15-17

Revised per Planning Div. comments.

CUSTOMER APPROVAL:

- ☐ Accepted w/o changes
- ☐ Accepted w/ changes as noted
- ☐ Revise as noted & re-submit

SIGNATURE

DATE

PRODUCTION APPROVAL:

SALES EXECUTIVE

DATE

PRODUCTION MGR.

DATE

This drawing was created to assist you in visualizing our proposal. The original ideas herein are the property of YESCO SIGNS, LLC. Permission to copy or revise this drawing can only be obtained through a written agreement with YESCO. See your sales representative or call the nearest office of YESCO.

This sign is intended to be installed in accordance with the requirements of Article 600 of the National Electrical Code and/or other applicable local codes. This includes proper grounding and bonding of the sign.

Colors represented in this drawing are for presentation only. They cannot match actual processes being used on finished products.

All salespersons can reference manufacturer's color charts at your request. Cost of providing necessary wiring to sign area is not included in this sign proposal.


PROJECT NUMBER:

ART-02638-R3

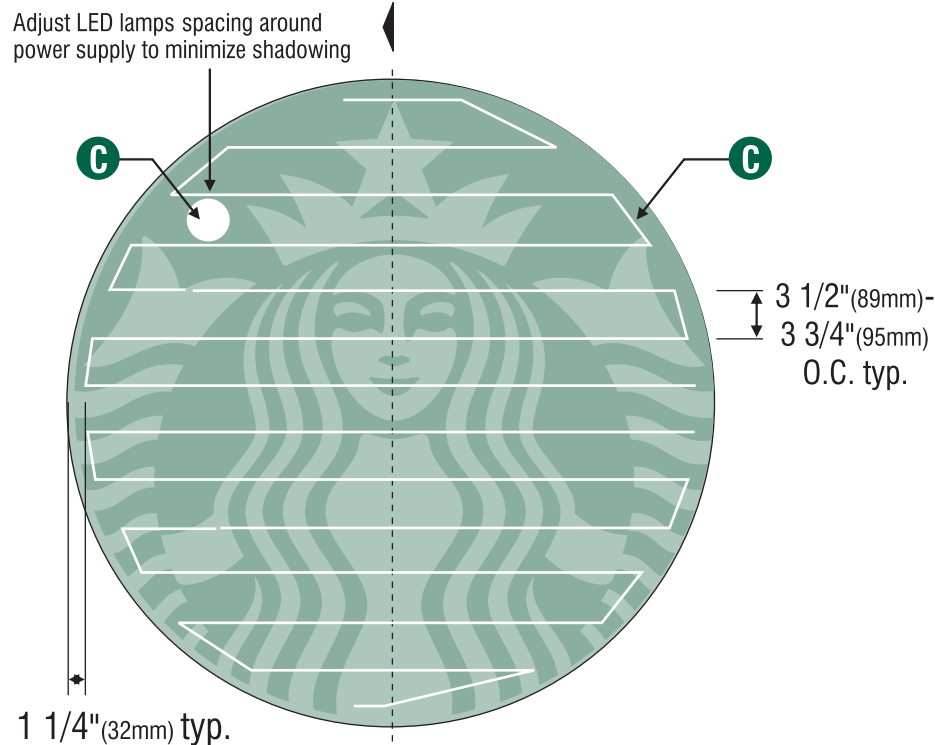
SHEET:

S08

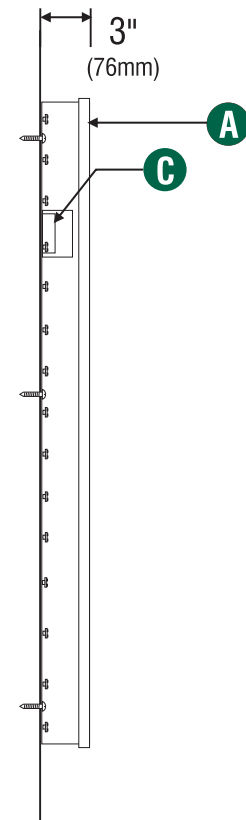





Front View



LED Detail



Section View



Side View

**B1 B2 NEW S/F ILLUMINATED DISK LOGO CABINET**

Quantity: Two (2) Logo Cabinets - Manufacture & Install

Design: \*CUSTOM\* (54" Size)

Scale: 3/4" = 1'-0"

**SPECIFICATIONS:**

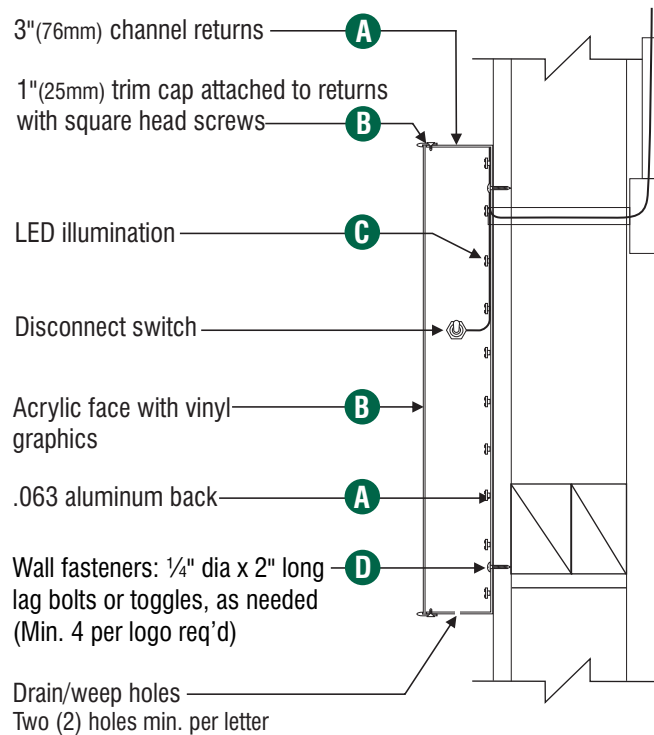
- A** Single faced internally illuminated wall mount logo disk. Cabinet to be 3"(76mm) deep, fabricated aluminum sidewalls and back. Paint cabinet black polyurethane. Faces to be 3/16"(5mm) Acrylite 015-2GP, backed with a disk of polycarbonate- clear. 1"(25mm) Black Trimcap with square head screws retainer edging.
- B** Graphics of logo to be 1st surface 3M Translucent Scotchcal vinyl- Holly Green #3630-76. Siren to show thru White.
- C** Internally illuminate logo disk with Lumificient™ white LED's installed to back of disk. Power with self-contained Lumificient™ power supply covered in white vinyl film. Fasten to wall with required fasteners.

Sign must be approved by the National Electrical Code, Underwriters Laboratory, CUL, and all applicable local codes. Disconnect switch in primary to be within sight of sign (sign includes power supply enclosure) REF: NEC 110-3[B] 600-2, 600-4. Primary electrical source 1/2"(13mm) conduit minimum) REF: NEC 600-6, 600-21(provided by installer).

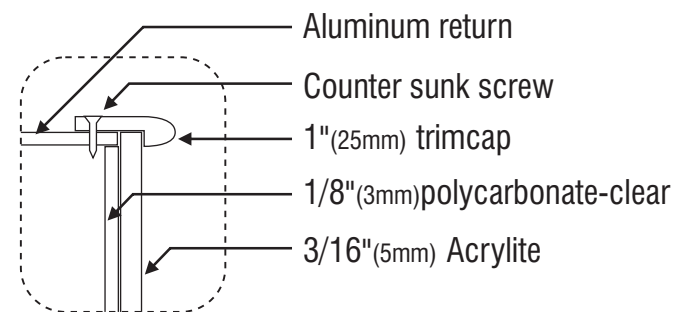


**Disk 54 in S/F Illuminated wall mount EVOLVED**

| Size | Sq.Ft. | Volts |
|------|--------|-------|
| 54"  | 15.90  | 120   |



**5 Letter Section View Typ.**  
NTS



**6 Enlarged Detail**  
NTS



CALIFORNIA CONTRACTOR LICENSE NO. 980698

**Los Angeles Division**

10235 BELLEGRAVE AVE.  
JURUPA VALLEY, CA 91752  
TEL: (909) 923-7668  
FAX: (909) 923-5015

© 2017 by YESCO LLC  
www.yesco.com  
All rights reserved.

CLIENT:



SWC  
GILBERT RD. & SOUTHERN AVE.  
MESA, AZ 85204

ACCOUNT EXECUTIVE:

JAY RESAR

DESIGN:

RICK

DATE:

05/19/17

REV/DATE/DESIGNER

R1 / RICK / 08-08-17

Completed BB, added sign type details.  
Revised D/F monument sign.  
Added comprehensive monument sign site details.

R2 / RICK / 08-17-17

Added new site plan & new elevations.  
Relocated D/F monument sign & Exit directional, per new plans.

R3 / RICK / 09-15-17

Revised per Planning Div. comments.

CUSTOMER APPROVAL:

- ☐ Accepted w/o changes
- ☐ Accepted w/ changes as noted
- ☐ Revise as noted & re-submit

SIGNATURE

DATE

PRODUCTION APPROVAL:

SALES EXECUTIVE

DATE

PRODUCTION MGR.

DATE

This drawing was created to assist you in visualizing our proposal. The original ideas herein are the property of YESCO SIGNS, LLC. Permission to copy or revise this drawing can only be obtained through a written agreement with YESCO. See your sales representative or call the nearest office of YESCO.

This sign is intended to be installed in accordance with the requirements of Article 600 of the National Electrical Code and/or other applicable local codes. This includes proper grounding and bonding of the sign.

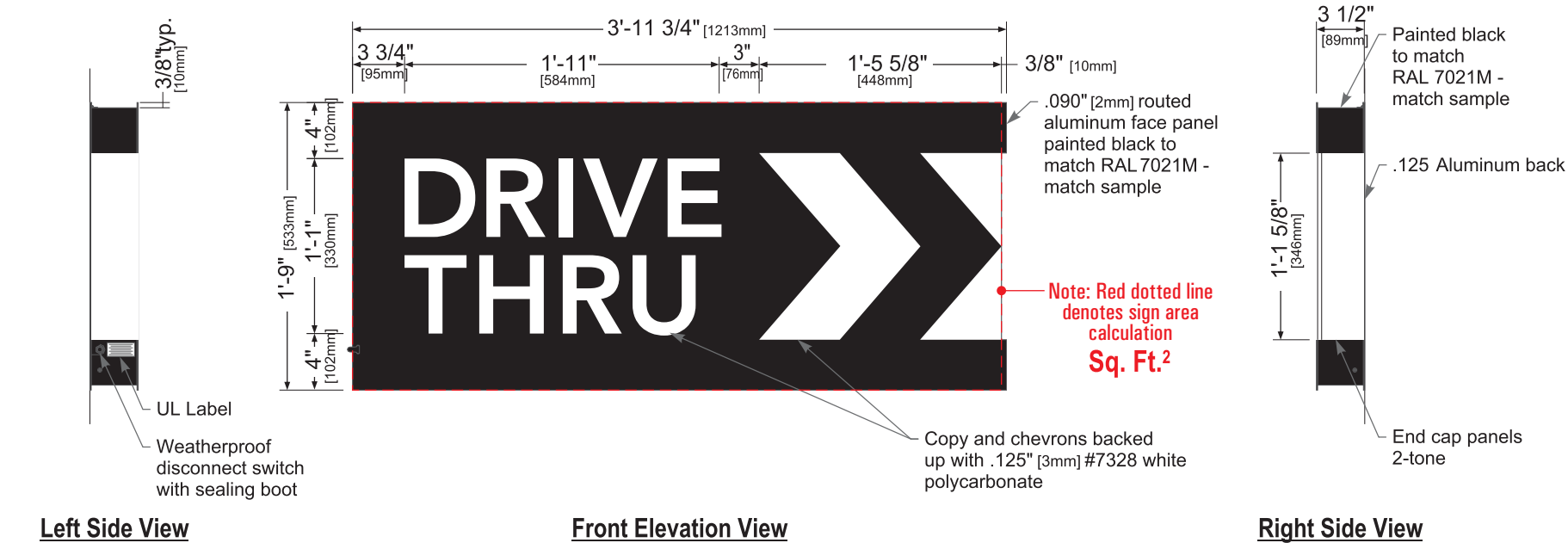
Colors represented in this drawing are for presentation only. They cannot match actual processes being used on finished products. All salespersons can reference manufacturer's color charts at your request. Cost of providing necessary wiring to sign area is not included in this sign proposal.

PROJECT NUMBER:

ART-02638-R3

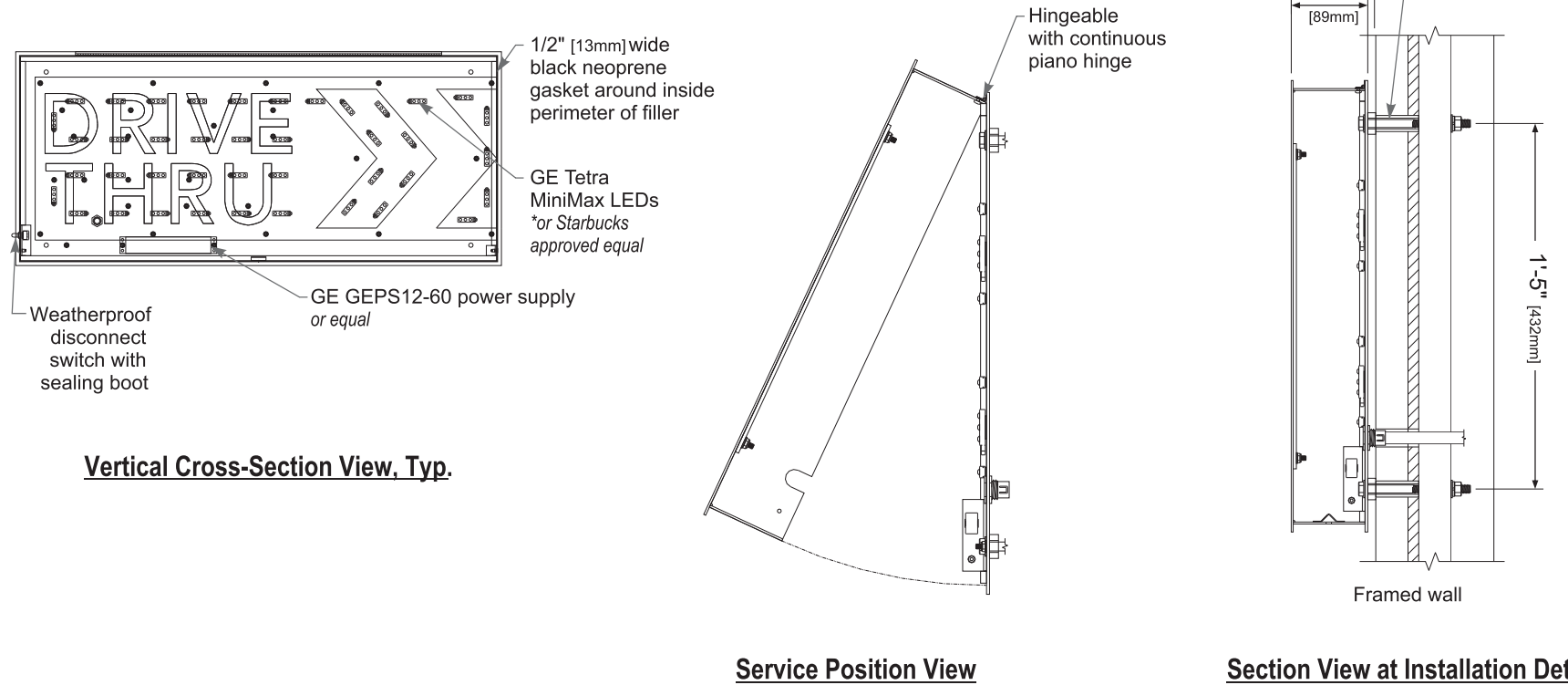
SHEET:

S09



**C1 C2 C3** **NEW SINGLE FACE ILLUMINATED DRIVE-THRU ARROW SERIES CABINET (RH)**  
QUANTITY: Three (3) Logo Cabinets, Manufacture and Install

**Design: 14099**  
Scale: 1" = 1'-0"



## Sign Specifications:

### Cabinet:

- Fabricated .090" [2mm] aluminum housing painted black to match RAL 7021M with white end caps as shown.
- Back to be .125" [3mm] aluminum.
- Directional copy and chevrons backed up with .125" [3mm] #7328 white polycarbonate. All polycarbonate face elements to be attached to aluminum face panel with weld studs.
- Interior aluminum surfaces of sign cabinet to be painted white with Lacryl Starbrite.
- Welded aluminum construction with no visible fasteners. Fasteners retaining the hinged face will be located on the bottom such that they are not visible. All fasteners used in the assembly of internal components shall be coated to prevent corrosion.
- Internal structure of cabinet shall be per approved shop drawings.
- Graphic elements are internally illuminated using GE Tetra MiniMax LED system or Starbucks approved equal. LED's to be mounted on back panel with self-contained power supply. All electrical components are removable for service.

### Regulatory:

- Sign must meet all regulations in the National Electric Code as well as any local or state electrical codes.
- As per NEC 600.6, sign is equipped with a service disconnect switch.
- Sign must be listed as an Electric Sign per Underwriters Laboratories UL48 and/or CSA and bear the appropriate UL, CUL or CSA relevant certification marks.
- Primary power by electrical contractor per NEC.



These Drawings and Specifications are confidential and shall remain the sole property of Starbucks Corporation, which is the owner of the copyright in this work. They shall not be reproduced (in whole or in part), shared with third parties or used in any manner on other projects or extensions to this project without the prior written consent of Starbucks Corporation.

This drawing is a Design Development Document. Site specific modifications made under the responsible charge of the Architect and/or Engineer-of-Record will be required prior to using this document for Bidding, Permitting, or Construction.

| Size        | Sq. Ft. <sup>1</sup> | Sq. Ft. <sup>2</sup> | Volts | Amps |
|-------------|----------------------|----------------------|-------|------|
| 21" (533mm) | 4.52                 | 6.96                 | 120   | 0.85 |

1: Figured as illuminated center part  
2: Figured as complete signage

LED's Provided By:

**LUMi**efficient™

A Nexxus Lighting Company



CALIFORNIA CONTRACTOR LICENSE NO. 980698

## Los Angeles Division

10235 BELLEGRAVE AVE.  
JURUPA VALLEY, CA 91752  
TEL: (909) 923-7668  
FAX: (909) 923-5015

© 2017 by YESCO LLC  
www.yesco.com  
All rights reserved.

CLIENT:



SWC  
GILBERT RD. & SOUTHERN AVE.  
MESA, AZ 85204

ACCOUNT EXECUTIVE:

JAY RESAR

DESIGN:

RICK

DATE:

05/19/17

REV/DATE/DESIGNER

R1 / RICK / 08-08-17

Completed BB, added sign type details.  
Revised D/F monument sign.  
Added comprehensive monument sign site details.

R2 / RICK / 08-17-17

Added new site plan & new elevations.  
Relocated D/F monument sign & Exit directional, per new plans.

R3 / RICK / 09-15-17

Revised per Planning Div. comments.

CUSTOMER APPROVAL:

- ☐ Accepted w/o changes  
☐ Accepted w/ changes as noted  
☐ Revise as noted & re-submit

SIGNATURE DATE

PRODUCTION APPROVAL:

SALES EXECUTIVE DATE

PRODUCTION MGR. DATE

This drawing was created to assist you in visualizing our proposal. The original ideas herein are the property of YESCO SIGNS, LLC. Permission to copy or revise this drawing can only be obtained through a written agreement with YESCO. See your sales representative or call the nearest office of YESCO.

This sign is intended to be installed in accordance with the requirements of Article 600 of the National Electrical Code and/or other applicable local codes. This includes proper grounding and bonding of the sign.

Colors represented in this drawing are for presentation only. They cannot match actual processes being used on finished products. All salespersons can reference manufacturer's color charts at your request. Cost of providing necessary wiring to sign area is not included in this sign proposal.

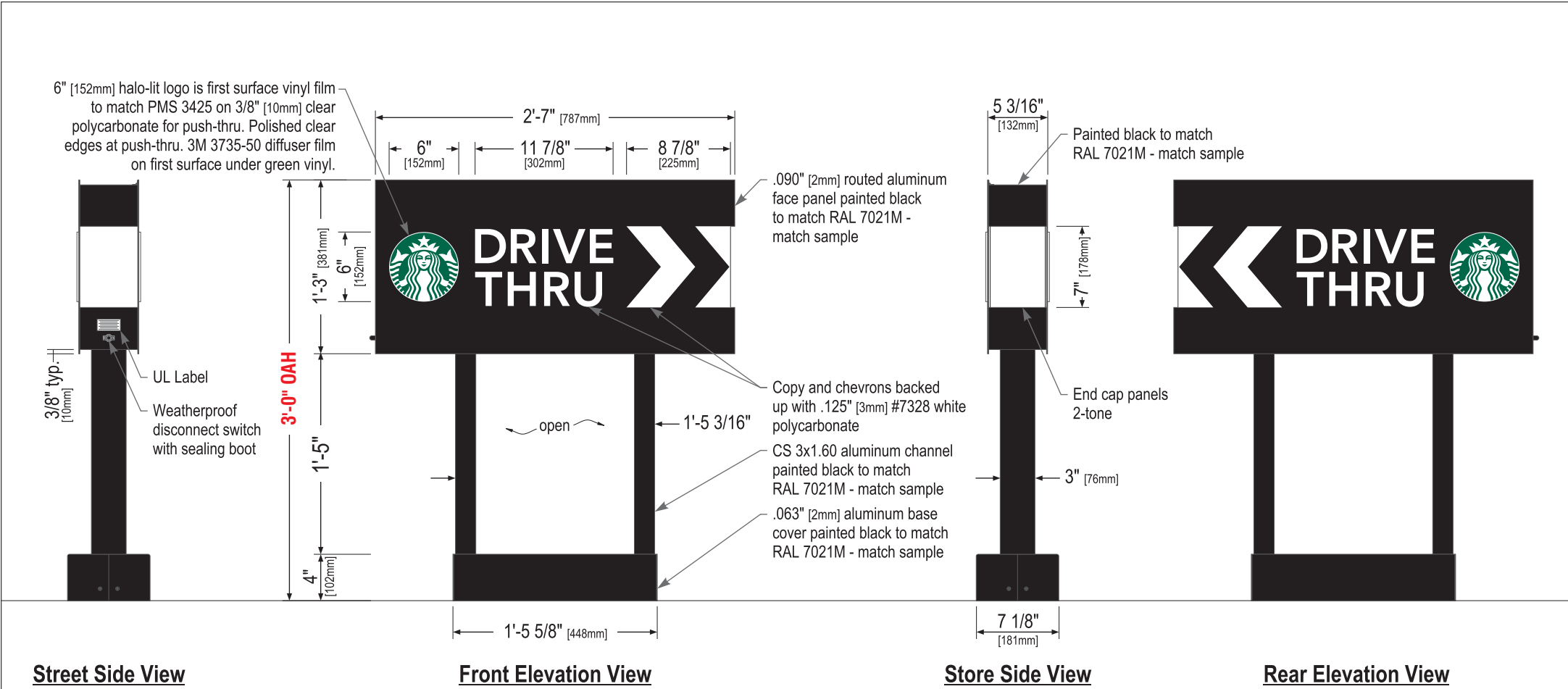
PROJECT NUMBER:

ART-02638-R3

SHEET:

S10





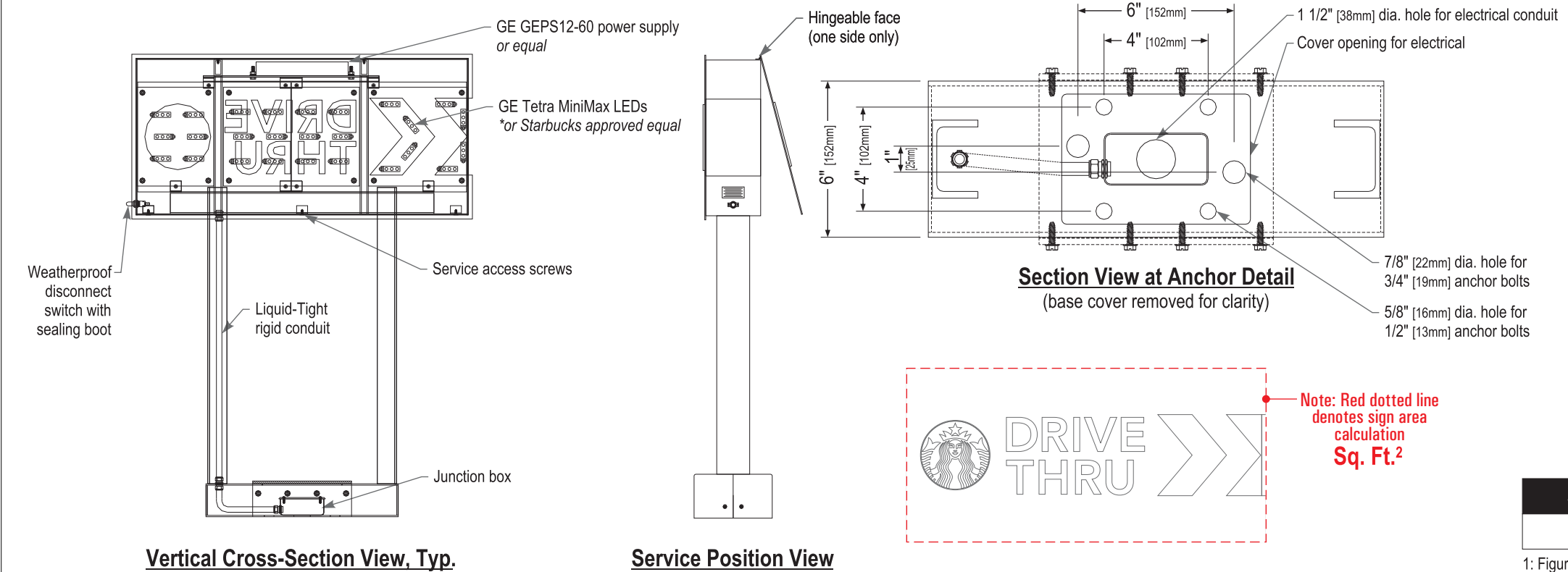
D

NEW ILLUMINATED DOUBLE-FACE DIRECTIONAL SIGN - DRIVE THRU

QUANTITY: One (1), Manufacture and Install

Design: 14104 \*CUSTOM\* (36" Height)

Scale: 1" = 1'-0"



Sign Specifications:

- Cabinet:
- Fabricated .090" [2mm] aluminum housing painted black to match RAL 7021M with white end caps as shown.
  - Directional copy and chevrons backed up with .125" [3mm] #7328 white polycarbonate. Siren logo is 6" [152mm] diameter, 3/8" [10mm] clear polycarbonate routed to push thru aluminum face. Decorate logo with 1st surface computer cut vinyl film to match PMS 3425 and 3735-50 diffuser film underneath green vinyl. Edges of push thru logo are to be clear polished. All polycarbonate face elements to be attached to aluminum face panel with weld studs.
  - Interior aluminum surfaces of sign cabinet to be painted white with Lacryl Starbrite.
  - Welded aluminum construction with no visible fasteners. Fasteners retaining the hinged face will be located on the bottom such that they are not visible. All fasteners used in the assembly of internal components shall be coated to prevent corrosion.
  - Internal structure of cabinet shall be per approved shop drawings.
  - Graphic elements are internally illuminated using GE Tetra MiniMax LED system or Starbucks approved equal. LED's to be mounted on an internal baffle with self-contained power supply. All electrical components are removable for service.

- Support:
- Supporting structure will be all welded aluminum tube and channel construction painted black to match RAL 7021M as per approved shop drawings and shall be integral to the sign cabinet.
  - Base tube will be constructed so that it can be retro-fittable to existing sign foundations. All foundations, existing and new must be analyzed for suitability and must meet all local city or state codes regulations.

- Regulatory:
- Sign must meet all regulations in the National Electric Code as well as any local or state electrical codes.
  - As per NEC 600.6, sign is equipped with a service disconnect switch.
  - Sign must be listed as an Electric Sign per Underwriters Laboratories UL48 and/or CSA and bear the appropriate UL, CUL or CSA relevant certification marks.
  - Primary power by electrical contractor per NEC.



These Drawings and Specifications are confidential and shall remain the sole property of Starbucks Corporation, which is the owner of the copyright in this work. They shall not be reproduced (in whole or in part), shared with third parties or used in any manner on other projects or extensions to this project without the prior written consent of Starbucks Corporation.

This drawing is a Design Development Document. Site specific modifications made under the responsible charge of the Architect and/or Engineer-of-Record will be required prior to using this document for Bidding, Permitting, or Construction.

| Size | Sq. Ft. <sup>1</sup> | Sq. Ft. <sup>2</sup> | Volts | Amps |
|------|----------------------|----------------------|-------|------|
| 36"  | 1.3                  | 3.2                  | 120   | 0.85 |

1: Figured as illuminated center part  
2: Figured as complete sign



CALIFORNIA CONTRACTOR LICENSE NO. 980698

Los Angeles Division

10235 BELLEGRAVE AVE.  
JURUPA VALLEY, CA 91752  
TEL: (909) 923-7668  
FAX: (909) 923-5015

© 2017 by YESCO LLC  
www.yesco.com  
All rights reserved.

CLIENT:



SWC  
GILBERT RD. & SOUTHERN AVE.  
MESA, AZ 85204

ACCOUNT EXECUTIVE:

JAY RESAR

DESIGN:

RICK

DATE:

05/19/17

REV/DATE/DESIGNER

R1 / RICK / 08-08-17

Completed BB, added sign type details.  
Revised D/F monument sign.  
Added comprehensive monument sign site details.

R2 / RICK / 08-17-17

Added new site plan & new elevations.  
Relocated D/F monument sign & Exit directional, per new plans.

R3 / RICK / 09-15-17

Revised per Planning Div. comments.

CUSTOMER APPROVAL:

- ☐ Accepted w/o changes  
☐ Accepted w/ changes as noted  
☐ Revise as noted & re-submit

SIGNATURE

DATE

PRODUCTION APPROVAL:

SALES EXECUTIVE

DATE

PRODUCTION MGR.

DATE

This drawing was created to assist you in visualizing our proposal. The original ideas herein are the property of YESCO SIGNS, LLC. Permission to copy or revise this drawing can only be obtained through a written agreement with YESCO. See your sales representative or call the nearest office of YESCO.

This sign is intended to be installed in accordance with the requirements of Article 600 of the National Electrical Code and/or other applicable local codes. This includes proper grounding and bonding of the sign.

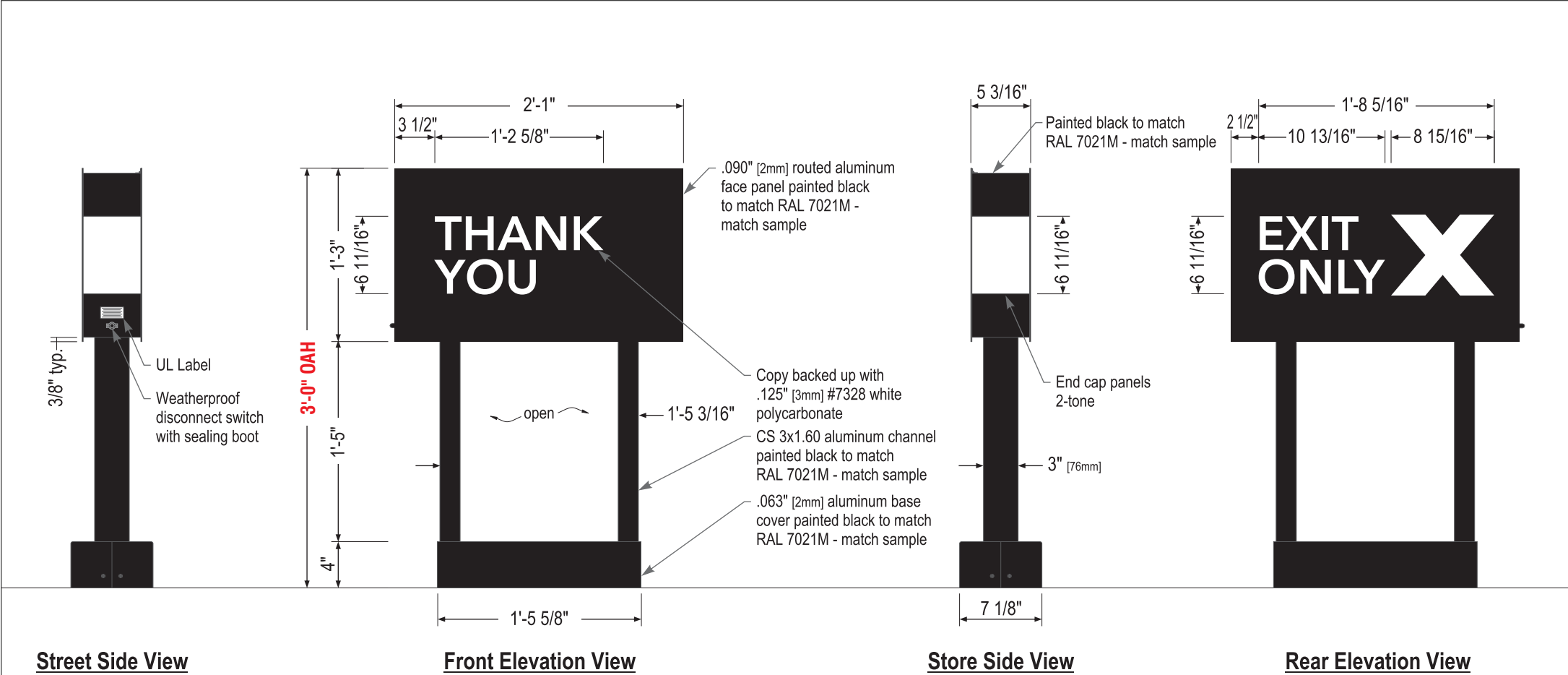
Colors represented in this drawing are for presentation only. They cannot match actual processes being used on finished products. All salespersons can reference manufacturer's color charts at your request. Cost of providing necessary wiring to sign area is not included in this sign proposal.

PROJECT NUMBER:

ART-02638-R3

SHEET:

S11



Sign Specifications:

- Cabinet:
- Fabricated .090" [2mm] aluminum housing painted black to match RAL 7021M with white end caps as shown.
  - Directional copy backed up with .125" [3mm] #7328 white polycarbonate. All polycarbonate face elements to be attached to aluminum face panel with weld studs.
  - Interior aluminum surfaces of sign cabinet to be painted white with Lacryl Starbrite.
  - Welded aluminum construction with no visible fasteners. Fasteners retaining the hinged face will be located on the bottom such that they are not visible. All fasteners used in the assembly of internal components shall be coated to prevent corrosion.
  - Internal structure of cabinet shall be per approved shop drawings.
  - Graphic elements are internally illuminated using GE Tetra MiniMax LED system or Starbucks approved equal. LED's to be mounted on an internal baffle with self-contained power supply. All electrical components are removable for service.

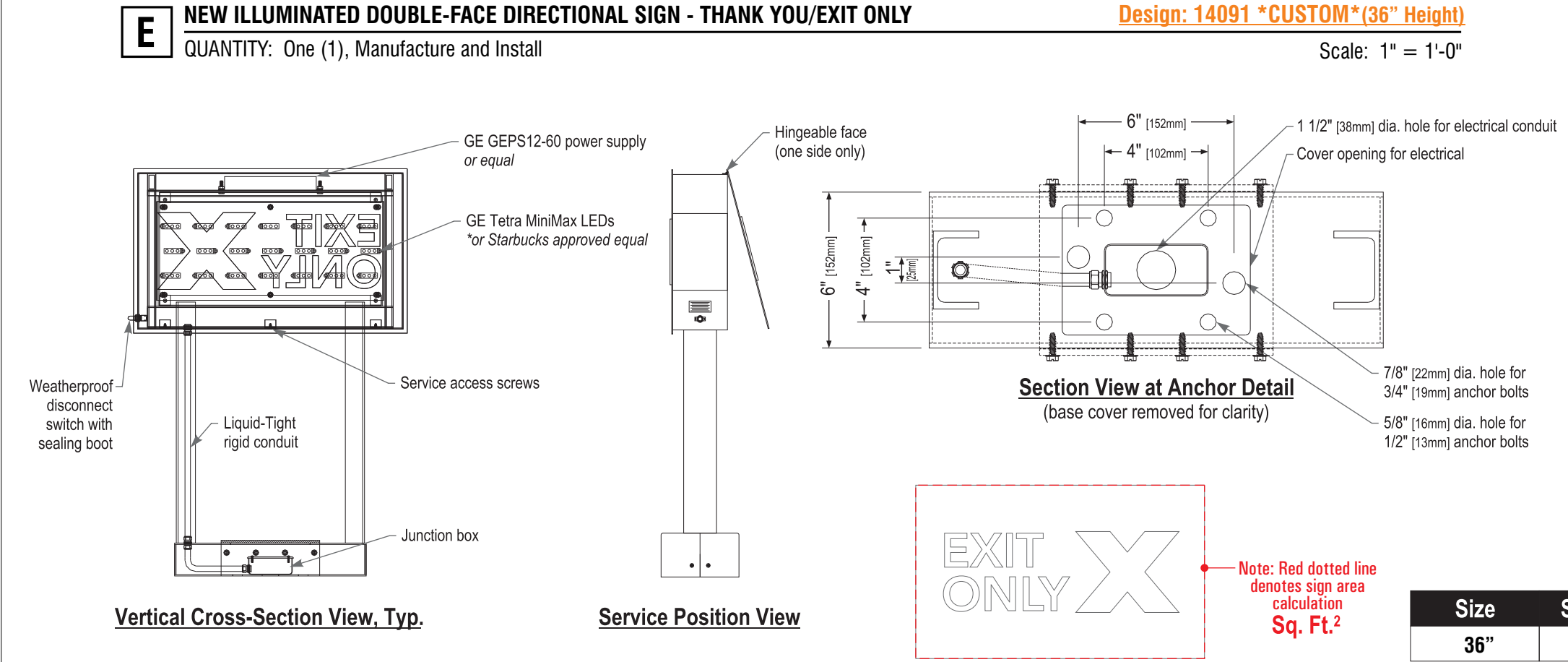
- Support:
- Supporting structure will be all welded aluminum tube and channel construction painted black to match RAL 7021M as per approved shop drawings and shall be integral to the sign cabinet.
  - Base tube will be constructed so that it can be retro-fittable to existing sign foundations. All foundations, existing and new must be analyzed for suitability and must meet all local city or state codes regulations.

- Regulatory:
- Sign must meet all regulations in the National Electric Code as well as any local or state electrical codes.
  - As per NEC 600.6, sign is equipped with a service disconnect switch.
  - Sign must be listed as an Electric Sign per Underwriters Laboratories UL48 and/or CSA and bear the appropriate UL, CUL or CSA relevant certification marks.
  - Primary power by electrical contractor per NEC.



These Drawings and Specifications are confidential and shall remain the sole property of Starbucks Corporation, which is the owner of the copyright in this work. They shall not be reproduced (in whole or in part), shared with third parties or used in any manner on other projects or extensions to this project without the prior written consent of Starbucks Corporation.

This drawing is a Design Development Document. Site specific modifications made under the responsible charge of the Architect and/or Engineer-of-Record will be required prior to using this document for Bidding, Permitting, or Construction.



| Size | Sq. Ft. <sup>1</sup> | Sq. Ft. <sup>2</sup> | Sq. Ft. <sup>3</sup> | Volts | Amps |
|------|----------------------|----------------------|----------------------|-------|------|
| 36"  | 0.94                 | 2.6                  | 7.99                 | 120   | 0.85 |

- 1: Figured as illuminated center part  
2: Figured as total sign face  
3: Figured as complete signage



CALIFORNIA CONTRACTOR LICENSE NO. 980698

Los Angeles Division

10235 BELLEGRAVE AVE.  
JURUPA VALLEY, CA 91752  
TEL: (909) 923-7668  
FAX: (909) 923-5015

© 2017 by YESCO LLC  
www.yesco.com  
All rights reserved.

CLIENT:



SWC  
GILBERT RD. & SOUTHERN AVE.  
MESA, AZ 85204

ACCOUNT EXECUTIVE:

JAY RESAR

DESIGN:

RICK

DATE:

05/19/17

REV/DATE/DESIGNER

R1 / RICK / 08-08-17

Completed BB, added sign type details.  
Revised D/F monument sign.  
Added comprehensive monument sign site details.

R2 / RICK / 08-17-17

Added new site plan & new elevations.  
Relocated D/F monument sign & Exit directional, per new plans.

R3 / RICK / 09-15-17

Revised per Planning Div. comments.

CUSTOMER APPROVAL:

- ☐ Accepted w/o changes  
☐ Accepted w/ changes as noted  
☐ Revise as noted & re-submit

SIGNATURE

DATE

PRODUCTION APPROVAL:

SALES EXECUTIVE

DATE

PRODUCTION MGR.

DATE

This drawing was created to assist you in visualizing our proposal. The original ideas herein are the property of YESCO SIGNS, LLC. Permission to copy or revise this drawing can only be obtained through a written agreement with YESCO. See your sales representative or call the nearest office of YESCO.

This sign is intended to be installed in accordance with the requirements of Article 600 of the National Electrical Code and/or other applicable local codes. This includes proper grounding and bonding of the sign.

Colors represented in this drawing are for presentation only. They cannot match actual processes being used on finished products. All salespersons can reference manufacturer's color charts at your request. Cost of providing necessary wiring to sign area is not included in this sign proposal.

PROJECT NUMBER:

ART-02638-R3

SHEET:

S12







SIMULATED SIGN RENDERING - FACING SOUTH ON S. GILBERT RD.

F

VIEW HEADING SOUTH  
ON S. GILBERT RD.

NTS

HEDGES  
TO BE  
REMOVED

COLOR & MATERIAL KEY

|  |    |   |
|--|----|---|
|  | P1 | Paint: SW 7015 Repose Gray  |
|  | P2 | Paint: SW 7019 Gauntlet Gray  |
|  | P3 | Paint: SW 6992 Inkwell  |
|  | S1 | Siding: Nichiha Cement Siding<br>Finish: Vintage Wood; Color: Cedar |
|  | S2 | Siding: Nichiha Cement Siding<br>Finish: Vintage Wood; Color: Cedar |



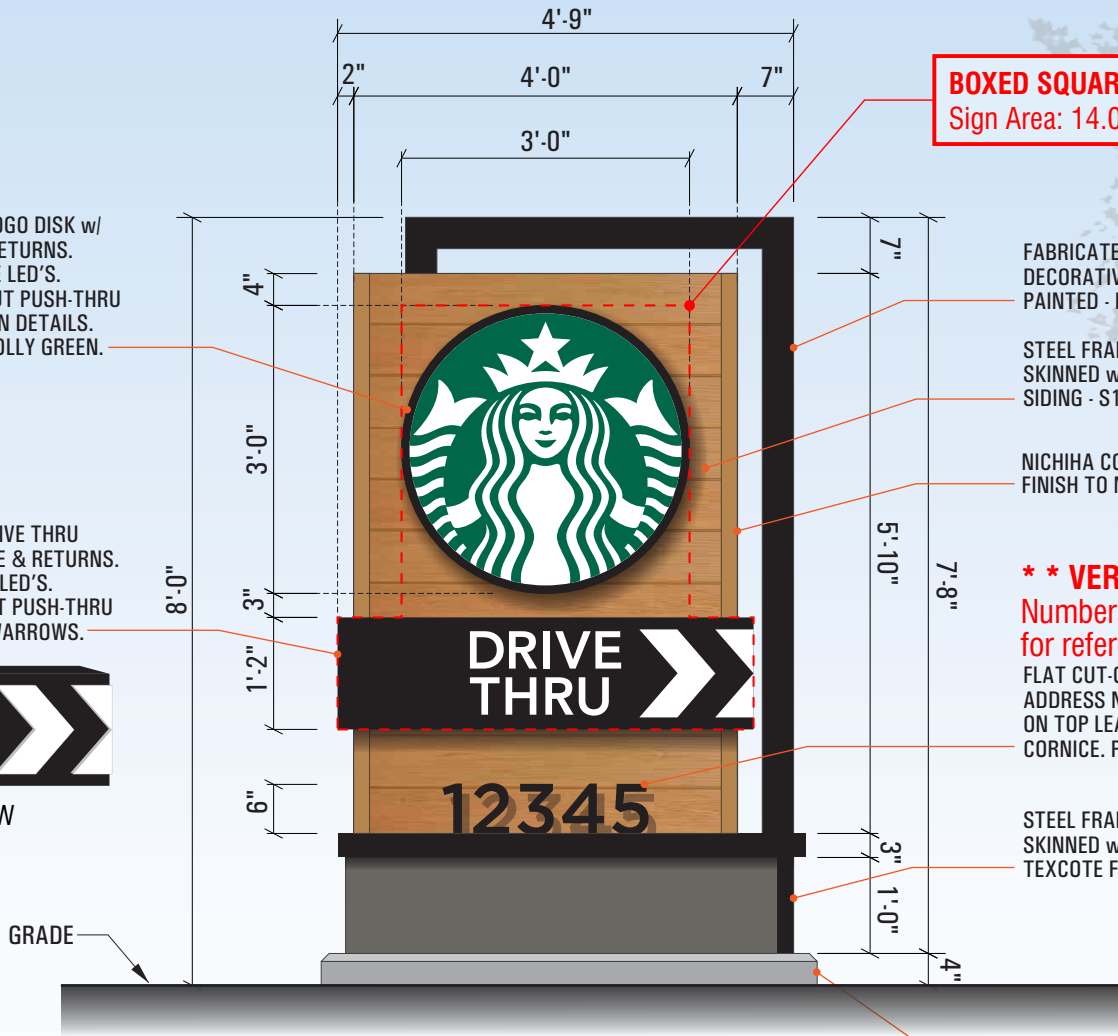
PERSPECTIVE VIEW

3" DEEP ALUMINUM CHANNEL LOGO DISK w/  
BLACK PAINTED RETAINERS & RETURNS.  
ILLUMINATION: INTERNAL WHITE LED'S.  
FACE: ALUMINUM w/ ROUTED-OUT PUSH-THRU  
1/2" THICK WHITE ACRYLIC SIREN DETAILS.  
FACE PAINTED TO MATCH 3M HOLLY GREEN.

3" DEEP ALUMINUM CHANNEL DRIVE THRU  
CABINET w/ BLACK PAINTED FACE & RETURNS.  
ILLUMINATION: INTERNAL WHITE LED'S.  
FACE: ALUMINUM w/ ROUTED-OUT PUSH-THRU  
1/2" THICK WHITE ACRYLIC COPY/ARROWS.



PERSPECTIVE VIEW



FRONT VIEW

BOXED SQUARE FOOTAGE:  
Sign Area: 14.0 Sq. Ft.

FABRICATED ALUMINUM  
DECORATIVE STRUCTURE,  
PAINTED - P3

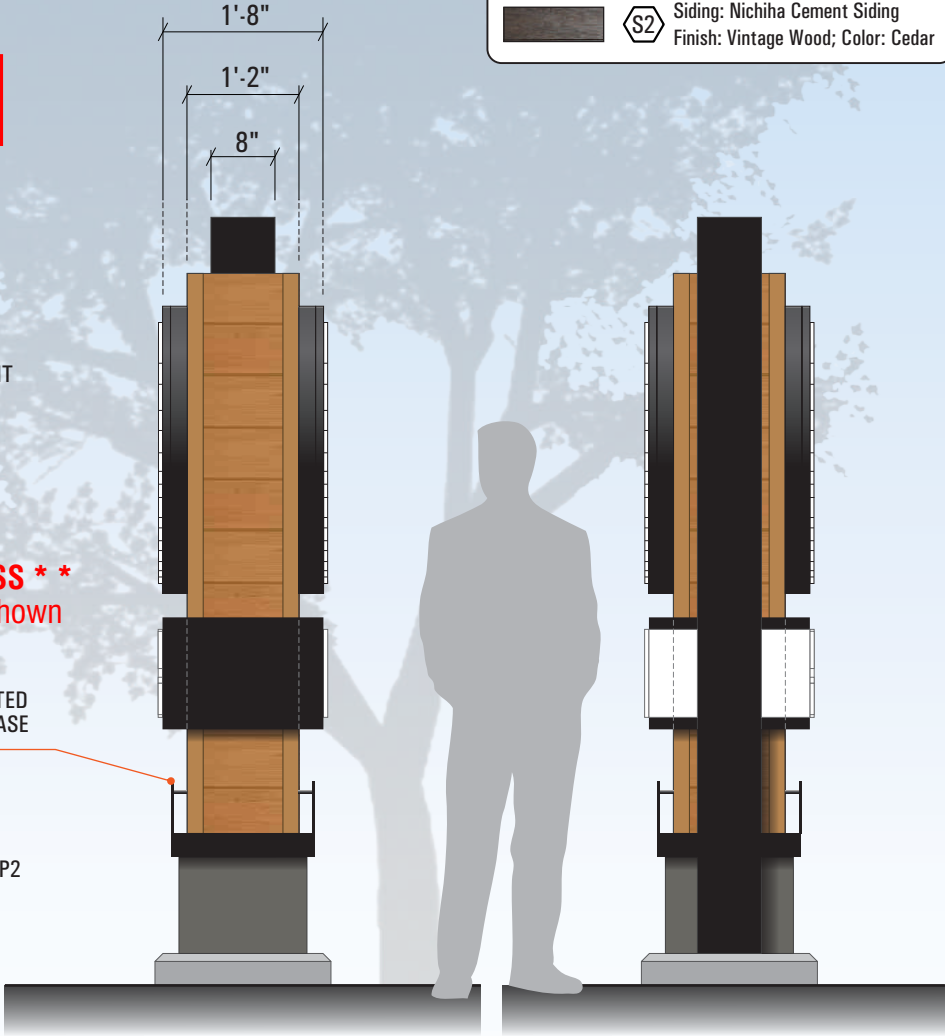
STEEL FRAME STRUCTURE  
SKINNED w/ NICHHA CEMENT  
SIDING - S1

NICHHA CORNER TRIM,  
FINISH TO MATCH - S1

**\*\* VERIFY ADDRESS \*\***  
Numbers "12345" shown  
for reference ONLY  
FLAT CUT-OUT ALUMINUM  
ADDRESS NUMBERS, MOUNTED  
ON TOP LEADING EDGE OF BASE  
CORNICE. PAINTED - P3

STEEL FRAME STRUCTURE  
SKINNED w/ ALUMINUM.  
TEXCOTE FINISH, PAINTED - P2

RAISED CONCRETE BASE  
w/ CHAMFER EDGE



END VIEW - FACING STREET

END VIEW - FACING BUILDING



CALIFORNIA CONTRACTOR LICENSE NO. 980698

Los Angeles  
Division

10235 BELLEGRAVE AVE.  
JURUPA VALLEY, CA 91752  
TEL: (909) 923-7668  
FAX: (909) 923-5015

© 2017 by YESCO LLC  
www.yesco.com  
All rights reserved.

CLIENT:



SWC  
GILBERT RD. & SOUTHERN AVE.  
MESA, AZ 85204

ACCOUNT EXECUTIVE:

JAY RESAR

DESIGN:

RICK

DATE:

05/19/17

REV/DATE/DESIGNER

R1 / RICK / 08-08-17

Completed BB, added sign type details.  
Revised D/F monument sign.  
Added comprehensive monument sign  
site details.

R2 / RICK / 08-17-17

Added new site plan & new elevations.  
Relocated D/F monument sign & Exit  
directional, per new plans.

R3 / RICK / 09-15-17

Revised per Planning Div. comments.

CUSTOMER APPROVAL:

- ☐ Accepted w/o changes  
☐ Accepted w/ changes as noted  
☐ Revise as noted & re-submit

SIGNATURE

DATE

PRODUCTION APPROVAL:

SALES EXECUTIVE

DATE

PRODUCTION MGR.

DATE

This drawing was created to assist you in  
visualizing our proposal. The original ideas  
herein are the property of YESCO SIGNS, LLC.  
Permission to copy or revise this drawing can  
only be obtained through a written agreement  
with YESCO. See your sales representative  
or call the nearest office of YESCO.

This sign is intended to be installed in accordance  
with the requirements of Article 600 of the  
National Electrical Code and/or other applicable  
local codes. This includes proper grounding and  
bonding of the sign.

Colors represented in this drawing are for  
presentation only. They cannot match actual  
processes being used on finished products.  
All salespersons can reference manufacturer's  
color charts at your request. Cost of providing  
necessary wiring to sign area is not included  
in this sign proposal.

PROJECT NUMBER:

ART-02638-R3

SHEET:

S14

Design: **\*CUSTOM\***

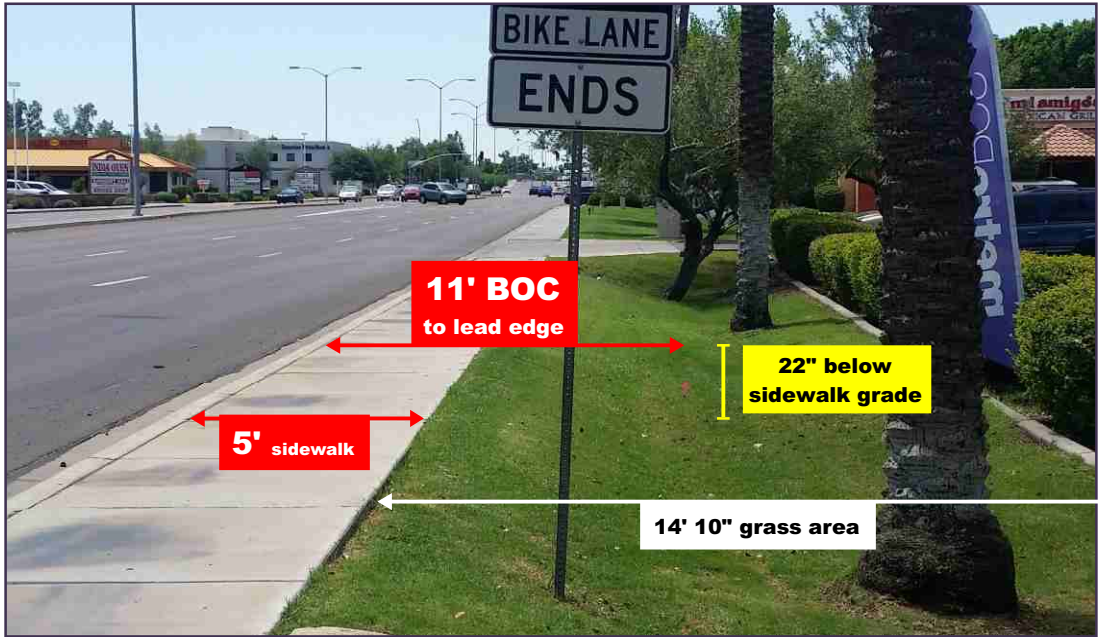
SCALE: 1/2" = 1'-0"

G

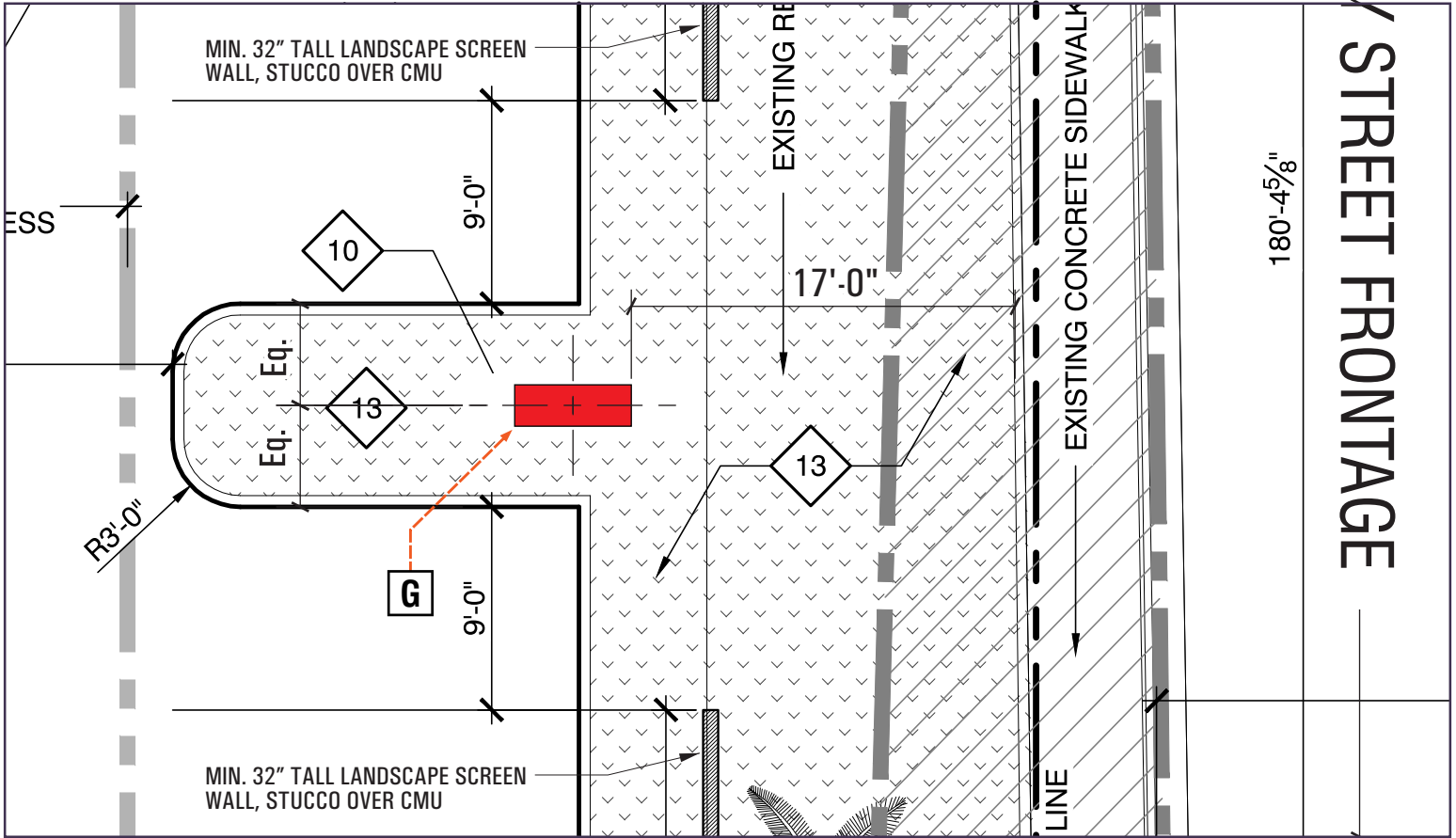
NEW D/F ILLUMINATED DRIVE-THRU MONUMENT SIGN

QUANTITY: One (1) - Manufacture & Install

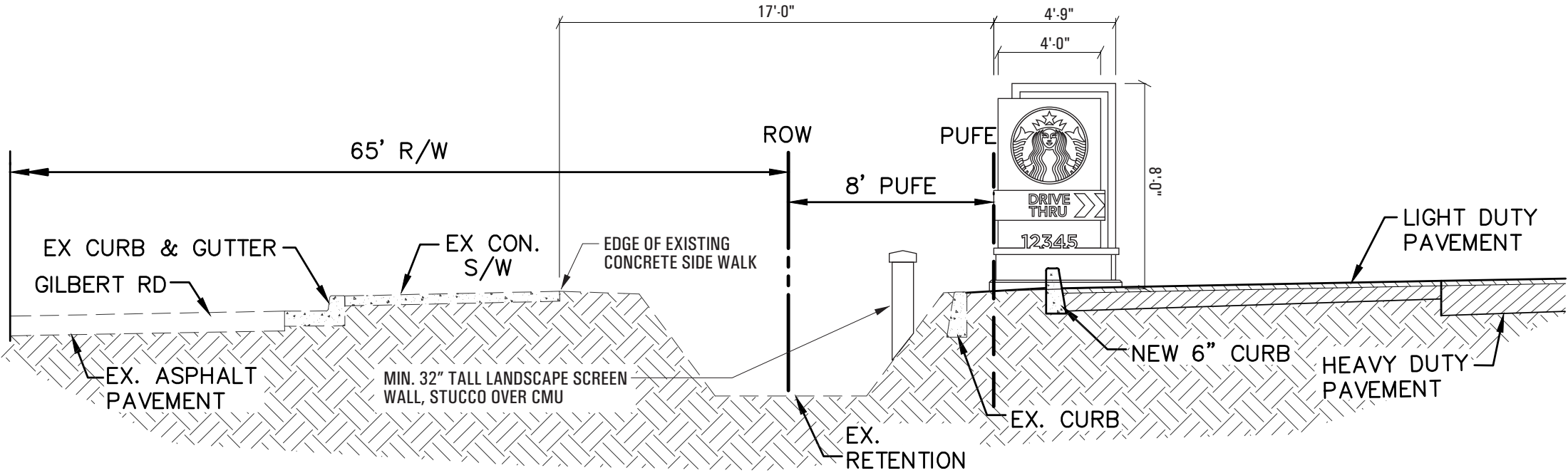




LOCATION PHOTO



4 ENLARGED SITE PLAN - MONUMENT SIGN SCALE: 1/8" = 1'-0"



**CONCEPTUAL GRADING  
& DRAINAGE PLAN**  
FOR  
**SHELL BUILDING**  
S. GILBERT ROAD AND SOUTHERN AVE.  
MESA, ARIZONA

A PORTION OF TRACT A OF MESA SOUTH CENTER, AS RECORDED IN BOOK 237 OF MAPS,  
PAGE 21 OF MARICOPA COUNTY, ARIZONA, LOCATED WITHIN THE NORTHEAST QUARTER OF  
SECTION 36, TOWNSHIP 1 NORTH, RANGE 6 EAST, OF THE GILA AND SALT RIVER BASE  
AND MERIDIAN, MARICOPA COUNTY, ARIZONA.

**G NEW D/F ILLUMINATED DRIVE-THRU MONUMENT SIGN**  
SIGN LOCATION w/ GRADING & DRAINAGE PLAN

SCALE: 3/16" = 1'-0"



CALIFORNIA CONTRACTOR LICENSE NO. 980698

**Los Angeles  
Division**

10235 BELLEGRAVE AVE.  
JURUPA VALLEY, CA 91752  
TEL: (909) 923-7668  
FAX: (909) 923-5015

© 2017 by YESCO LLC  
www.yesco.com  
All rights reserved.

CLIENT:



SWC  
GILBERT RD. & SOUTHERN AVE.  
MESA, AZ 85204

ACCOUNT EXECUTIVE:

JAY RESAR

DESIGN:

RICK

DATE:

05/19/17

REV/DATE/DESIGNER

R1 / RICK / 08-08-17

Completed BB, added sign type details.  
Revised D/F monument sign.  
Added comprehensive monument sign  
site details.

R2 / RICK / 08-17-17

Added new site plan & new elevations.  
Relocated D/F monument sign & Exit  
directional, per new plans.

R3 / RICK / 09-15-17

Revised per Planning Div. comments.

CUSTOMER APPROVAL:

- ☐ Accepted w/o changes  
☐ Accepted w/ changes as noted  
☐ Revise as noted & re-submit

SIGNATURE

DATE

PRODUCTION APPROVAL:

SALES EXECUTIVE

DATE

PRODUCTION MGR.

DATE

This drawing was created to assist you in  
visualizing our proposal. The original ideas  
herein are the property of YESCO SIGNS, LLC.  
Permission to copy or revise this drawing can  
only be obtained through a written agreement  
with YESCO. See your sales representative  
or call the nearest office of YESCO.

This sign is intended to be installed in accordance  
with the requirements of Article 600 of the  
National Electrical Code and/or other applicable  
local codes. This includes proper grounding and  
bonding of the sign.

Colors represented in this drawing are for  
presentation only. They cannot match actual  
processes being used on finished products.  
All salespersons can reference manufacturer's  
color charts at your request. Cost of providing  
necessary wiring to sign area is not included  
in this sign proposal.

PROJECT NUMBER:


ART-02638-R3

SHEET:

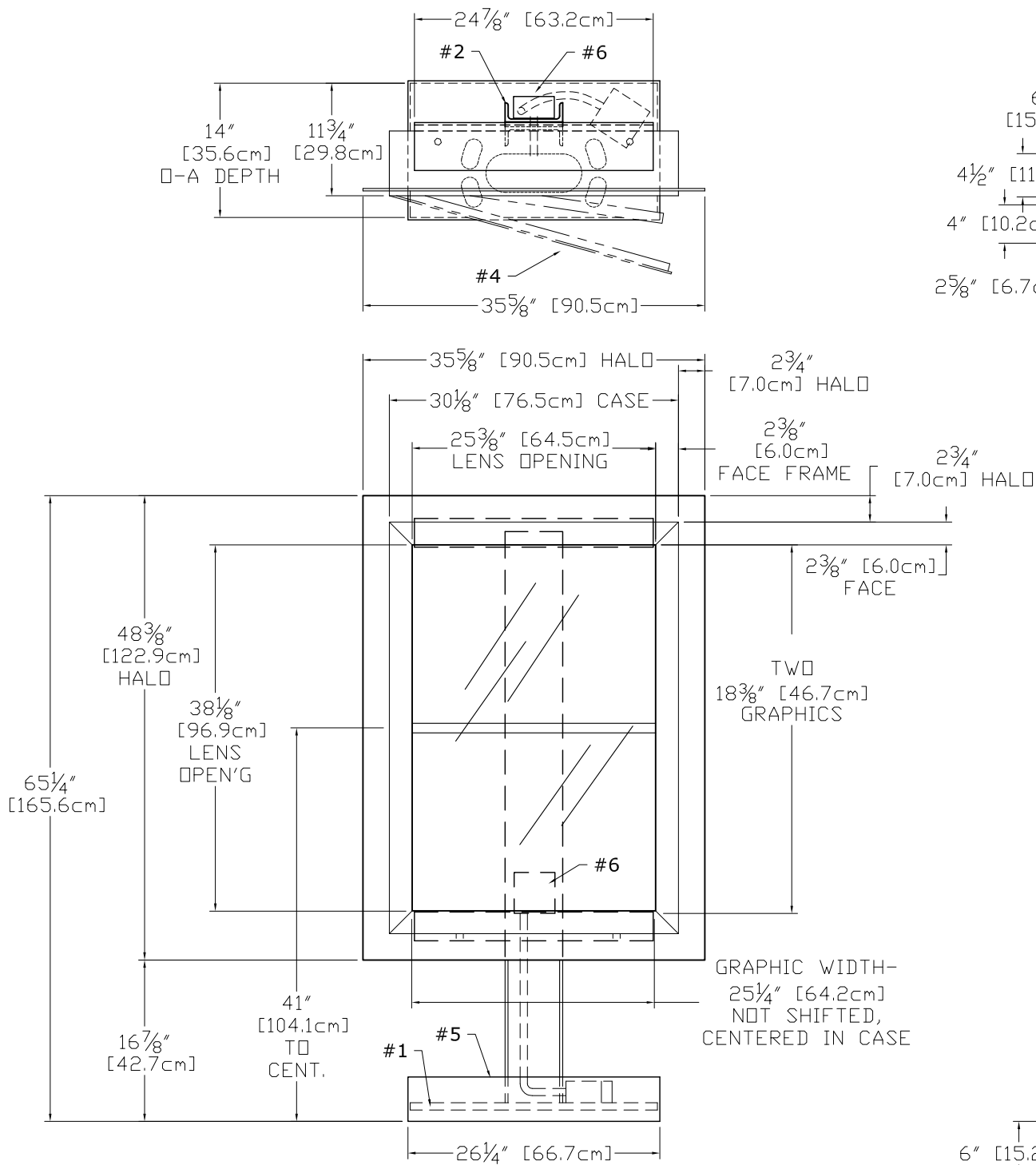
S15



Proposed Monument Sign Location



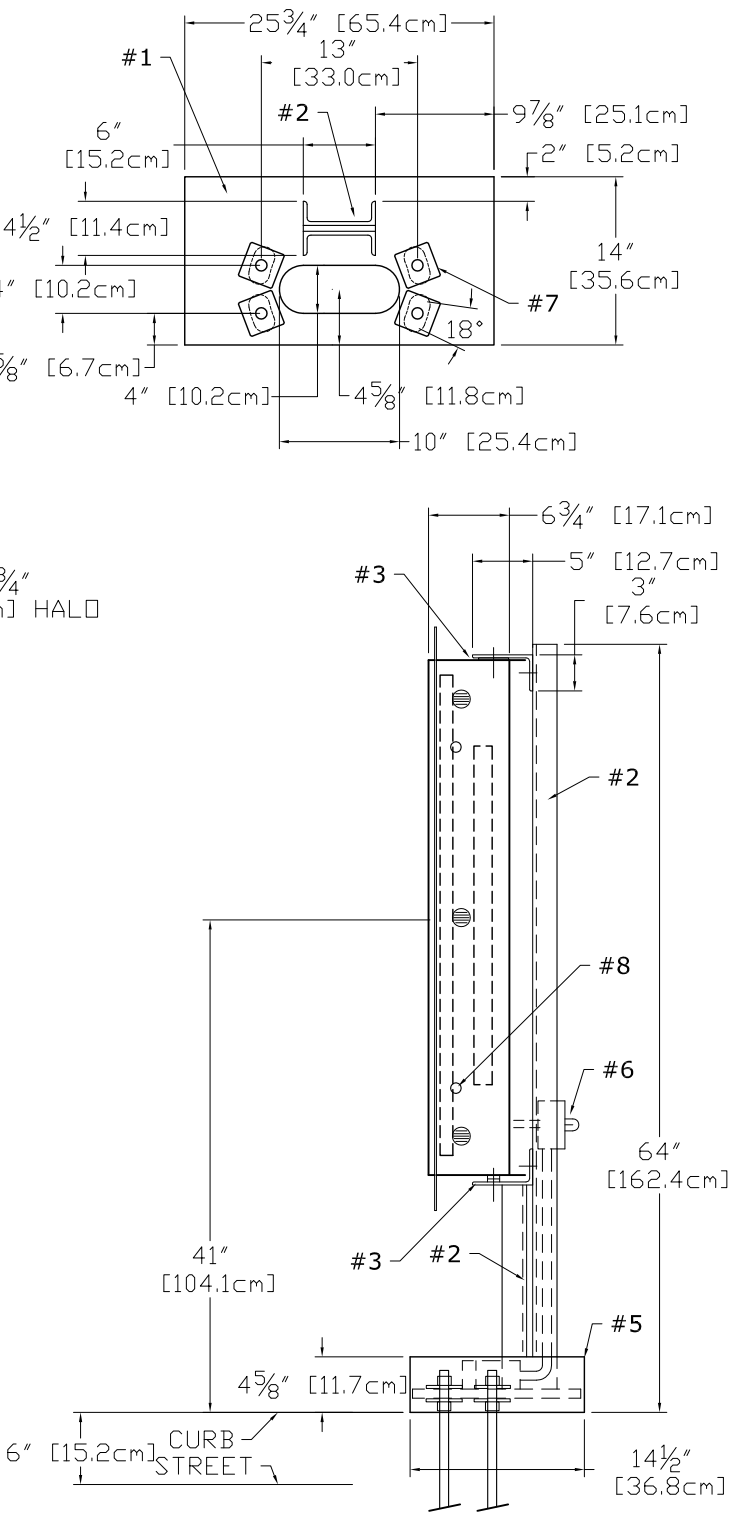




- #1 - 3/4" [19mm] STEEL BASE PLATE w/ 18deg HOLES PATTERN LEFT SQUARE / SYMETRICAL
- #2 - C6X10.5 (6"x2"x5/16") STEEL POST (1x)
- #3 - 5"x3"x1/4" STEEL SUPPORT ANGLES (2x) (WELDED TO STEEL POST)
- #4 - EXTRUDED ALUMINUM MENU BOARD (1x) ONE SPLIT PANEL LIGHTBOX TWO 25 1/4"x18 3/8" GRAPHICS GRAPHIC ASSEMBLY CENTERED, NOT SHIFTED STANDARD LED TUBE LIGHTING, SIDE LOCKS

- #5 - WELDED ALUMINUM BASE COVER
- #6 - WATER-TIGHT BOX w/SWITCHES & SENSOR, RIDGID CONDUIT RUN TO SECOND EXT BOX BELOW BASE COVER, 120 WATT, 0.30Aac
- #7 - 8 BASE WASHERS, 1/4" THICK
- #8 - TWO SIDE MOUNT LOCKS, RETAIN EXISTING KEY #E3-26-819-15

Sign Area = 12.0 Sq. Ft.



NEW PRE-MENU FREESTANDING SIGN

QUANTITY: One (1) - Install Only. Manufactured by DSA Phototech.

SCOPE OF WORK:

Manufacture by DSA Phototech. YESCO TO INSTALL ONLY.

Design: 14120

Scale: 3/4" = 1'-0"

APPROVED  
02/06/14

|  |   |   |
|--|---|---|
| RAL7021 BLACK GREY, 10% SHEEN, EXT   |   |   |
| DT PRE ORDER FREESTANDING  | 14120   | 11036584  |
| ALL DESIGN, OPERATIVE AND PROCESS DATA PERTAINING TO THE ARTICLE SHOWN ON THIS SHEET IS THE PROPERTY OF DSA PHOTOTECH. IT IS DISCLOSED IN CONFIDENCE AND IS NOT TO BE COPIED, REPRODUCED, REVEALED TO, OR APPROPRIATED BY OTHERS, IN PART OR IN WHOLE, WITHOUT THE EXPRESS CONSENT OF DSA PHOTOTECH. THIS PRINT IS LOANED AND MUST NOT BE USED IN ANY MANNER DETRIMENTAL TO THE INTEREST OF DSA PHOTOTECH. |  | DSA/PHOTOTECH<br>16961 Central Avenue, Carson, CA 90746<br>(310) 537-5000 (310) 537-7060 Fax<br>phubbell@dsaphototech.com |
|  |   | DRIVE THRU PRE ORDER w/ STAND   |
|  |   | SCALE 1 : 20 SHT 1 OF 1   |
| PAH  | DATE 02/06/14   | CQSBEDTPRELED   |



CALIFORNIA CONTRACTOR LICENSE NO. 980698

Los Angeles Division

10235 BELLEGRAVE AVE.  
JURUPA VALLEY, CA 91752  
TEL: (909) 923-7668  
FAX: (909) 923-5015

© 2017 by YESCO LLC  
www.yesco.com  
All rights reserved.



SWC  
GILBERT RD. & SOUTHERN AVE.  
MESA, AZ 85204

ACCOUNT EXECUTIVE:

JAY RESAR

DESIGN:

RICK

DATE:

05/19/17

REV/DATE/DESIGNER

R1 / RICK / 08-08-17  
Completed BB, added sign type details.  
Revised D/F monument sign.  
Added comprehensive monument sign site details.

R2 / RICK / 08-17-17

Added new site plan & new elevations.  
Relocated D/F monument sign & Exit directional, per new plans.

R3 / RICK / 09-15-17

Revised per Planning Div. comments.

CUSTOMER APPROVAL:

- ☐ Accepted w/o changes
- ☐ Accepted w/ changes as noted
- ☐ Revise as noted & re-submit

SIGNATURE DATE

PRODUCTION APPROVAL:

SALES EXECUTIVE DATE

PRODUCTION MGR. DATE



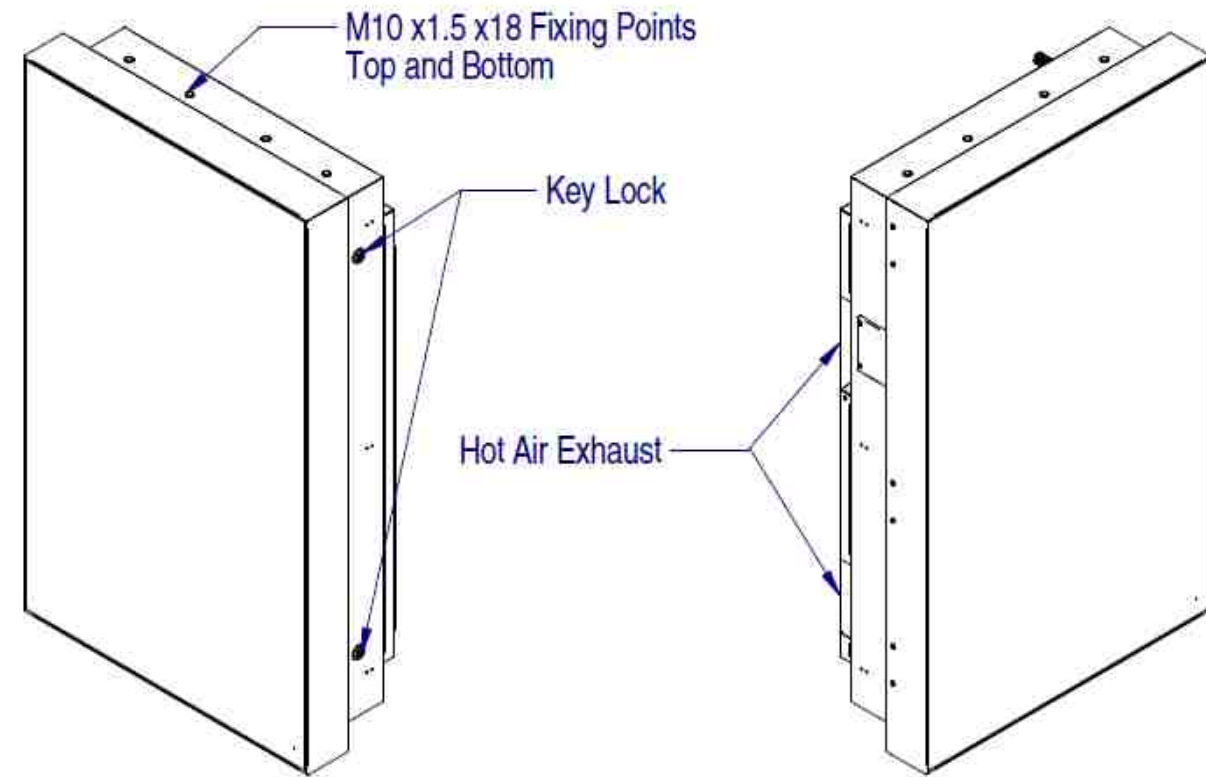
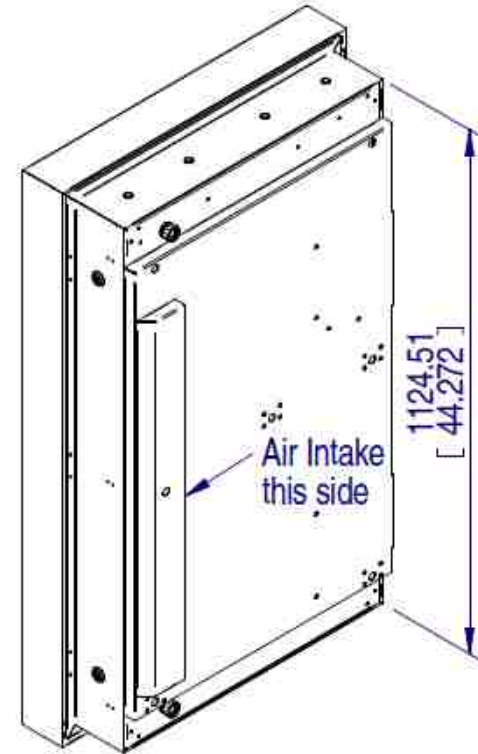

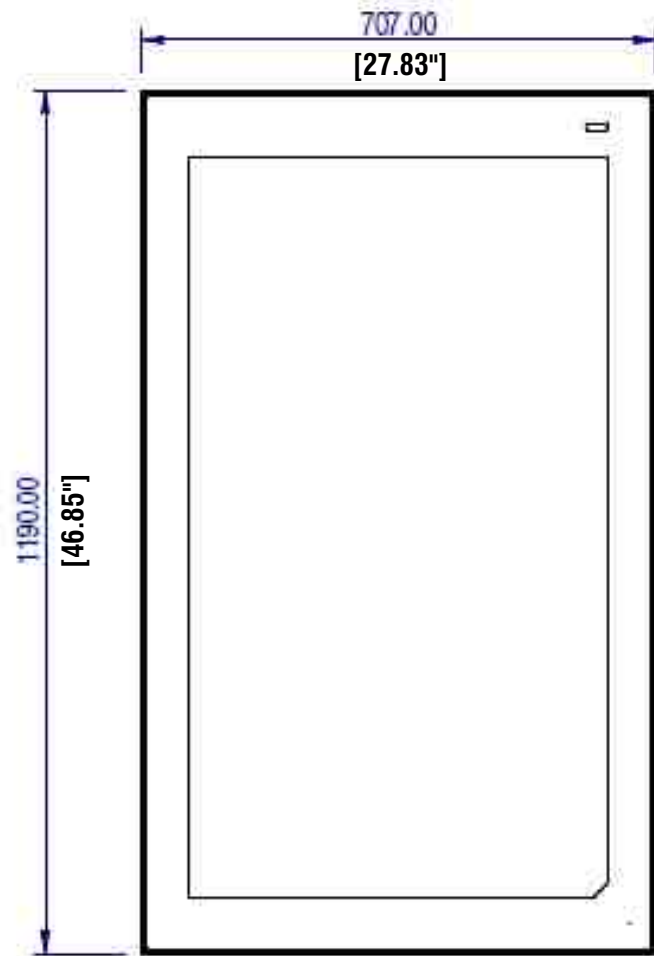
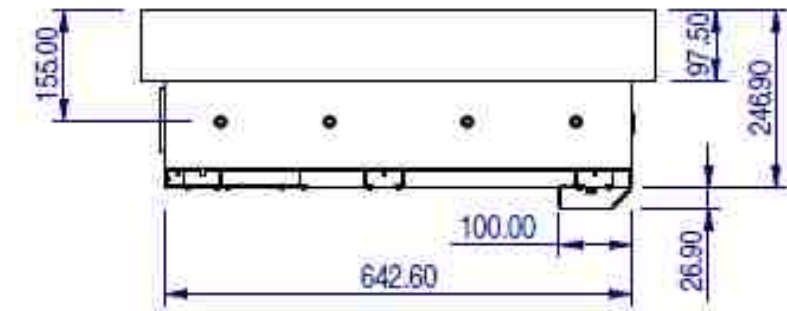
This drawing was created to assist you in visualizing our proposal. The original ideas herein are the property of YESCO SIGNS, LLC. Permission to copy or revise this drawing can only be obtained through a written agreement with YESCO. See your sales representative or call the nearest office of YESCO.

This sign is intended to be installed in accordance with the requirements of Article 600 of the National Electrical Code and/or other applicable local codes. This includes proper grounding and bonding of the sign.

Colors represented in this drawing are for presentation only. They cannot match actual processes being used on finished products. All salespersons can reference manufacturer's color charts at your request. Cost of providing necessary wiring to sign area is not included in this sign proposal.

PROJECT NUMBER:  
ART-02638-R3

SHEET:  
S20



PHOTO'S OF TYPICAL FREESTANDING CANOPY WITH ORDER POINT SCREEN



#### NEW ORDER POINT SCREEN - FOR FREESTANDING CANOPY

QUANTITY: One (1) - Install Only. Manufactured by Others.

#### SCOPE OF WORK:

Manufacture by DSA Phototech. YESCO TO INSTALL ONLY.

Design: 14116

Scale: NTS

Sign Area = N/A



CALIFORNIA CONTRACTOR LICENSE NO. 980698

#### Los Angeles Division

10235 BELLEGRAVE AVE.  
JURUPA VALLEY, CA 91752  
TEL: (909) 923-7668  
FAX: (909) 923-5015

© 2017 by YESCO LLC  
www.yesco.com  
All rights reserved.

CLIENT:



SWC  
GILBERT RD. & SOUTHERN AVE.  
MESA, AZ 85204

ACCOUNT EXECUTIVE:

JAY RESAR

DESIGN:

RICK

DATE:

05/19/17

REV/DATE/DESIGNER

R1 / RICK / 08-08-17

Completed BB, added sign type details.  
Revised D/F monument sign.  
Added comprehensive monument sign  
site details.

R2 / RICK / 08-17-17

Added new site plan & new elevations.  
Relocated D/F monument sign & Exit  
directional, per new plans.

R3 / RICK / 09-15-17

Revised per Planning Div. comments.

CUSTOMER APPROVAL:

- ☐ Accepted w/o changes  
☐ Accepted w/ changes as noted  
☐ Revise as noted & re-submit

SIGNATURE

DATE

PRODUCTION APPROVAL:

SALES EXECUTIVE

DATE

PRODUCTION MGR.

DATE

This drawing was created to assist you in visualizing our proposal. The original ideas herein are the property of YESCO SIGNS, LLC. Permission to copy or revise this drawing can only be obtained through a written agreement with YESCO. See your sales representative or call the nearest office of YESCO.

This sign is intended to be installed in accordance with the requirements of Article 600 of the National Electrical Code and/or other applicable local codes. This includes proper grounding and bonding of the sign.

Colors represented in this drawing are for presentation only. They cannot match actual processes being used on finished products. All salespersons can reference manufacturer's color charts at your request. Cost of providing necessary wiring to sign area is not included in this sign proposal.

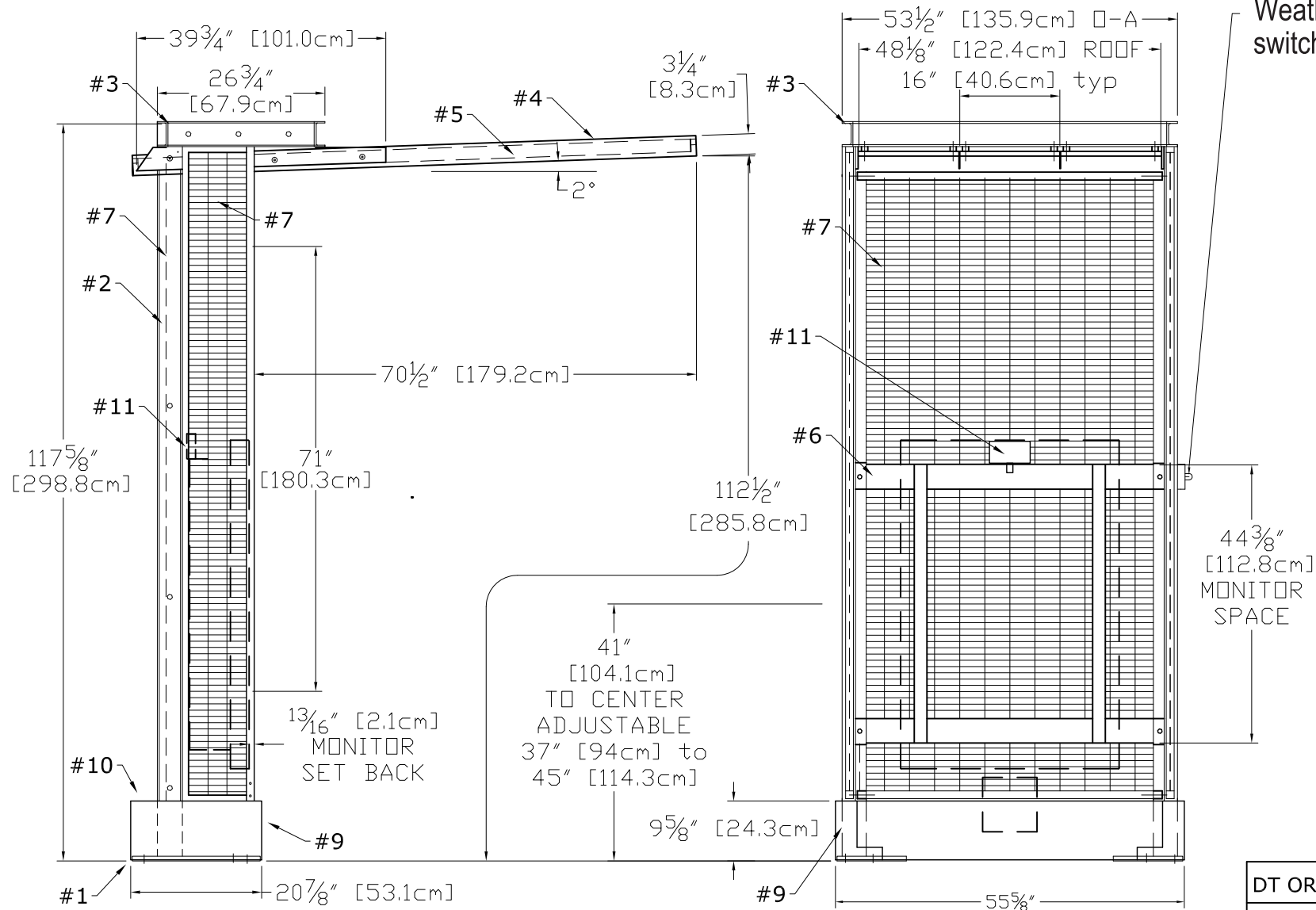
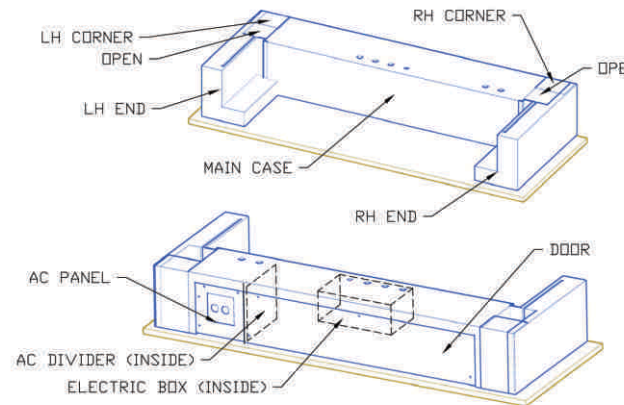
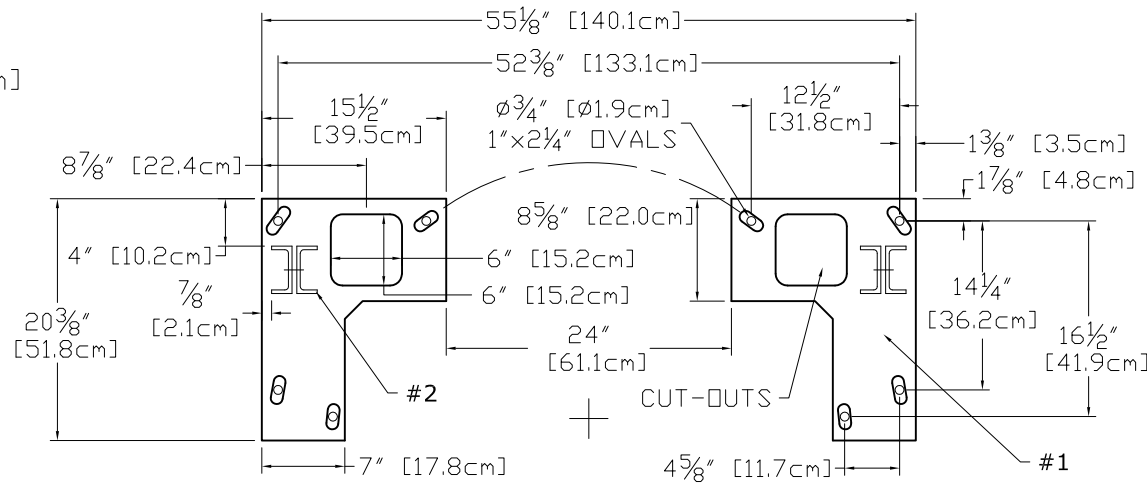
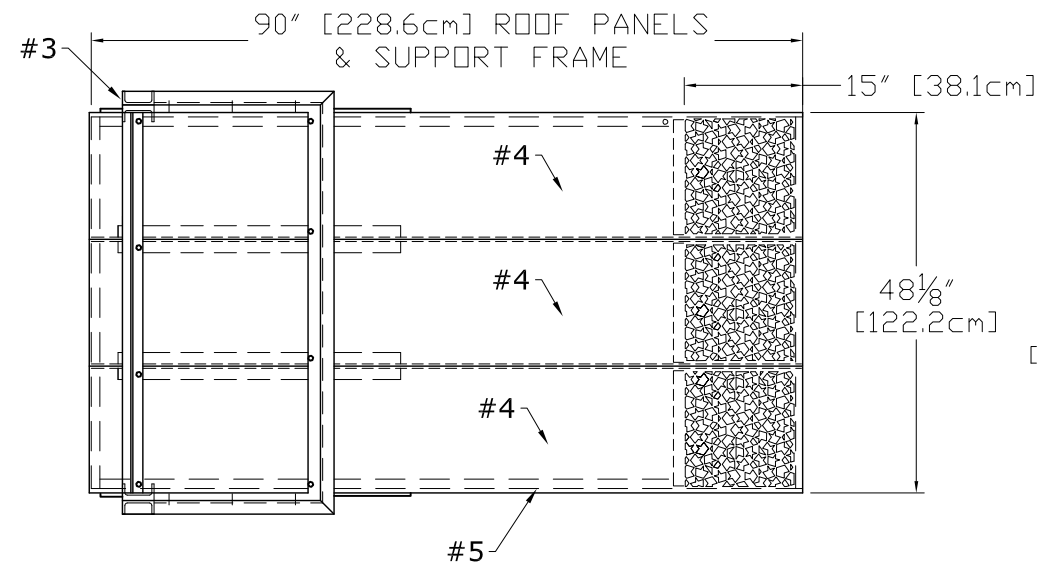
PROJECT NUMBER:

ART-02638-R3

SHEET:

S21





RAL7021 BLACK GREY, 10% SHEEN, EXT

Weatherproof disconnect switch with sealing boot

- #1 - TWO - 3/4" [19mm] STEEL BASE PLATES w/ OVAL HOLES FOR SWIVEL/POSITION 16 - 1/4" WASHERS SUPPLIED
- #2 - TWO - BACK TO BACK C4X7.25 (4"x1 3/4"x5 1/16") STEEL POSTS
- #3 - WELDED ALUMINUM HEADER, C4"x1.58" CHANNEL
- #4 - THREE - ALUMINUM ROOF PANELS SEAMLESS RAISED SIDE EDGES 15" OF LASERED PATTERN W/ DRIP EDGE BEHIND
- #5 - WELDED STEEL PERIMETER ROOF FRAME
- #6 - WELDED 3/16" STEEL [5mm] MONITOR SUPPORT FRAME WITH HGT ADJUSTMENT
- #7 - WELDED STEEL 1" [25.4mm] O-C WIRE GRID BACK & SIDE PANELS IN WELDED RECTANGULAR STEEL TUBE FRAMES
- #8 - N/A
- #9 - WELDED ALUMINUM BASE COVERS
- #10 - WELDED ALUMINUM WATER-TIGHT ELECTRIC ENCLOSURE (REAR HATCH)
- #11 - LED CEILING FLOODLIGHT, WIRED COMPLETE

DT ORDER POINT CANOPY FREESTANDING 14163  
OPC, NO MONITOR OR ORDER BOARD

APPROVED  
02/04/14



CALIFORNIA CONTRACTOR LICENSE NO. 980698

## Los Angeles Division

10235 BELLEGRAVE AVE.  
JURUPA VALLEY, CA 91752  
TEL: (909) 923-7668  
FAX: (909) 923-5015

© 2017 by YESCO LLC  
www.yesco.com  
All rights reserved.

CLIENT:



SWC  
GILBERT RD. & SOUTHERN AVE.  
MESA, AZ 85204

ACCOUNT EXECUTIVE:

JAY RESAR

DESIGN:

RICK

DATE:

05/19/17

REV/DATE/DESIGNER

R1 / RICK / 08-08-17

Completed BB, added sign type details.  
Revised D/F monument sign.  
Added comprehensive monument sign site details.

R2 / RICK / 08-17-17

Added new site plan & new elevations.  
Relocated D/F monument sign & Exit directional, per new plans.

R3 / RICK / 09-15-17

Revised per Planning Div. comments.

CUSTOMER APPROVAL:

- ☐ Accepted w/o changes
- ☐ Accepted w/ changes as noted
- ☐ Revise as noted & re-submit

SIGNATURE DATE

PRODUCTION APPROVAL:

SALES EXECUTIVE DATE

PRODUCTION MGR. DATE

This drawing was created to assist you in visualizing our proposal. The original ideas herein are the property of YESCO SIGNS, LLC. Permission to copy or revise this drawing can only be obtained through a written agreement with YESCO. See your sales representative or call the nearest office of YESCO.

This sign is intended to be installed in accordance with the requirements of Article 600 of the National Electrical Code and/or other applicable local codes. This includes proper grounding and bonding of the sign.

Colors represented in this drawing are for presentation only. They cannot match actual processes being used on finished products. All salespersons can reference manufacturer's color charts at your request. Cost of providing necessary wiring to sign area is not included in this sign proposal.

PROJECT NUMBER:

ART-02638-R3

SHEET:

S22



## NEW DIGITAL "ORDER CONFIRMATION" HOUSING UNIT - FREESTANDING

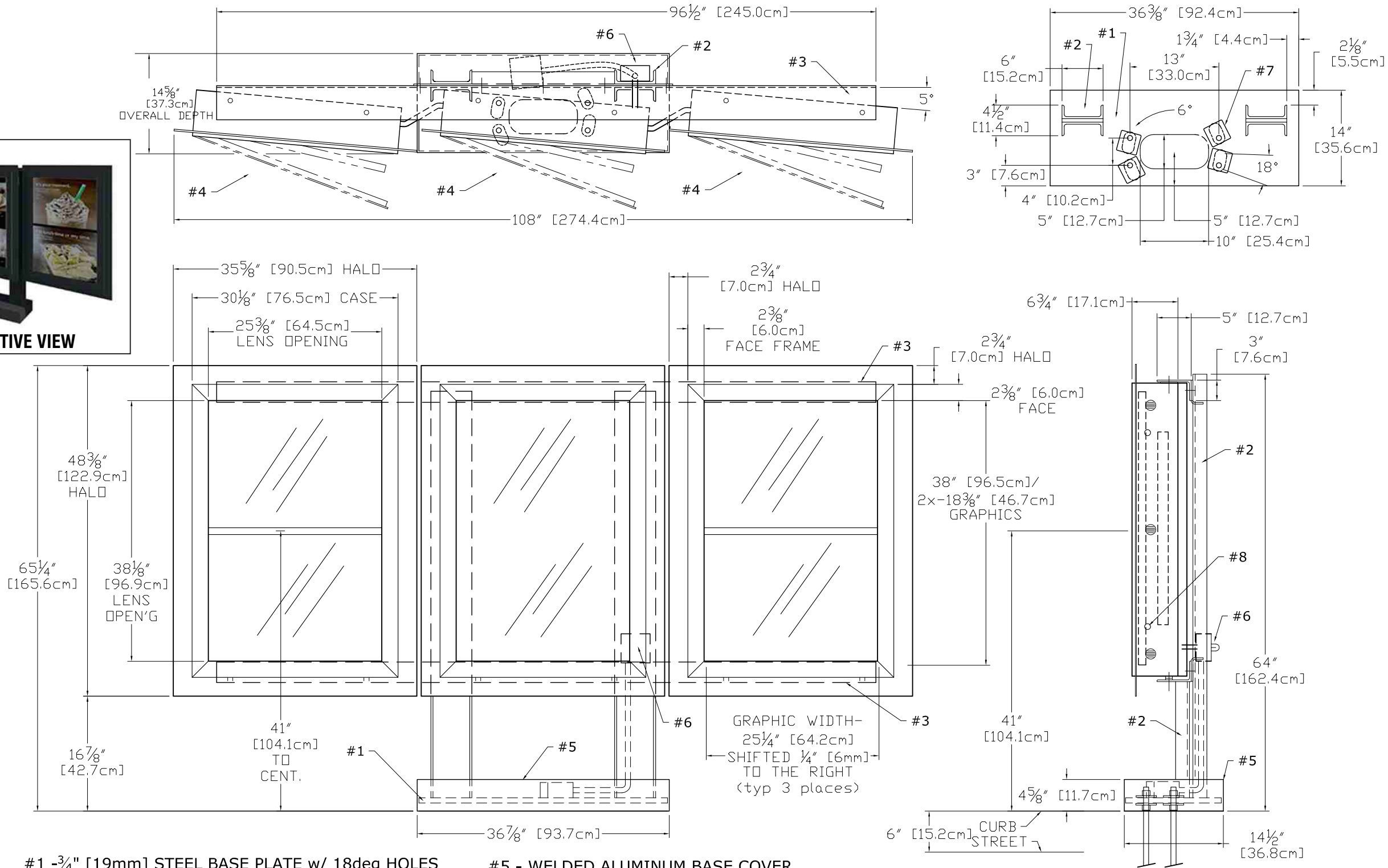
Quantity: One (1) - Install Only. Manufactured by Others.

Design: 14163

Scale: 1/2" = 1'-0"

## SCOPE OF WORK:

Manufacture by DSA Phototech. YESCO TO INSTALL ONLY.



- #1 - 3/4" [19mm] STEEL BASE PLATE w/ 18deg HOLES PATTERN ROTATED FOR 15deg THRU 3deg POSITION  
#2 - C6X10.5 (6"x2"x5/16") STEEL POST (2x)  
#3 - 5"x3"x1/4" STEEL SUPPORT ANGLES (2x) (BOLTED TO WELDED 1/4" STEEL CROSSBARS)  
#4 - EXTRUDED ALUMINUM MENU BOARDS (3x) ONE FULL AND TWO SPLIT PANEL LIGHTBOXES ONE - 25 1/4"x38" AND FOUR 25 1/4"x18 3/8" GRAPHICS ALL GRAPHIC ASSEMBLIES SHIFTED 1/4" TO RIGHT STANDARD LED TUBE LIGHTING, SIDE LOCKS

- #5 - WELDED ALUMINUM BASE COVER  
#6 - WATER-TIGHT BOX w/SWITCH & SENSOR, RIDGID CONDUIT RUN TO SECOND EXT BOX BELOW BASE COVER, 120 WATT, 0.90Aac  
#7 - 8 BASE WASHERS, 1/4" THICK  
#8 - TWO SIDE MOUNT LOCKS per MENUBOARD RETAIN EXISTING KEY #E3-26-819-15

Sign Area = 36.0 Sq. Ft.

RAL7021 BLACK GREY, 10% SHEEN, EXT

|   |               |   |                         |
|---|---------------|---|-------------------------|
| DT 5 PANEL FREESTANDING   |               | 14119   | 11036585                |
| <small>ALL DESIGN, OPERATIVE AND PROCESS DATA PERTAINING TO THE ARTICLE SHOWN ON THIS SHEET IS THE PROPERTY OF DSA PHOTOTECH. IT IS DISCLOSED IN CONFIDENCE AND IS NOT TO BE COPIED, REPRODUCED, REVEALED TO, OR APPROPRIATED BY OTHERS, IN PART OR IN WHOLE, WITHOUT THE EXPRESS CONSENT OF DSA PHOTOTECH. THIS PRINT IS LOANED AND MUST NOT BE USED IN ANY MANNER DETRIMENTAL TO THE INTEREST OF DSA PHOTOTECH.</small> |               | DSA/PHOTOTECH<br>16961 Central Avenue, Carson, CA 90746<br>(310) 537-5000 (310) 537-7060 Fax<br>phubbell@dsaphototech.com |                         |
|   |               | DRIVE THRU 5 PANEL w/ STAND   |                         |
| PAH   | DATE 02/06/14 | CQSBEDT5LED   | SCALE 1 : 20 SHT 1 OF 1 |

SCOPE OF WORK:  
Manufactured by DSA Phototech.  
YESCO TO INSTALL ONLY.

APPROVED  
02/06/14

Design: 14119  
Scale: 3/4" = 1'-0"

## NEW 5-PANEL MENU FREESTANDING SIGN

QUANTITY: One (1) - Install Only. Manufactured by Others.



CALIFORNIA CONTRACTOR LICENSE NO. 980698

## Los Angeles Division

10235 BELLEGRAVE AVE.  
JURUPA VALLEY, CA 91752  
TEL: (909) 923-7668  
FAX: (909) 923-5015

© 2017 by YESCO LLC  
www.yesco.com  
All rights reserved.

CLIENT:



SWC  
GILBERT RD. & SOUTHERN AVE.  
MESA, AZ 85204

ACCOUNT EXECUTIVE:

JAY RESAR

DESIGN:

RICK

DATE:

05/19/17

REV/DATE/DESIGNER

R1 / RICK / 08-08-17

Completed BB, added sign type details.  
Revised D/F monument sign.  
Added comprehensive monument sign site details.

R2 / RICK / 08-17-17

Added new site plan & new elevations.  
Relocated D/F monument sign & Exit directional, per new plans.

R3 / RICK / 09-15-17

Revised per Planning Div. comments.

CUSTOMER APPROVAL:

- ☐ Accepted w/o changes  
☐ Accepted w/ changes as noted  
☐ Revise as noted & re-submit

SIGNATURE

DATE

PRODUCTION APPROVAL:

SALES EXECUTIVE

DATE

PRODUCTION MGR.

DATE

This drawing was created to assist you in visualizing our proposal. The original ideas herein are the property of YESCO SIGNS, LLC. Permission to copy or revise this drawing can only be obtained through a written agreement with YESCO. See your sales representative or call the nearest office of YESCO.

This sign is intended to be installed in accordance with the requirements of Article 600 of the National Electrical Code and/or other applicable local codes. This includes proper grounding and bonding of the sign.

Colors represented in this drawing are for presentation only. They cannot match actual processes being used on finished products. All salespersons can reference manufacturer's color charts at your request. Cost of providing necessary wiring to sign area is not included in this sign proposal.

PROJECT NUMBER:

ART-02638-R3

SHEET:

S23