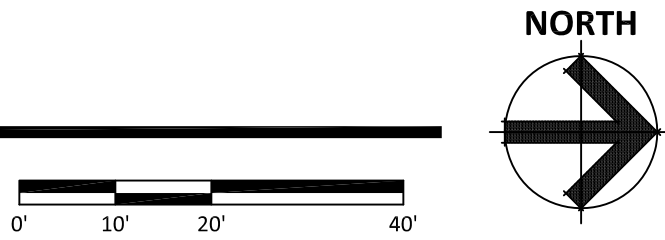


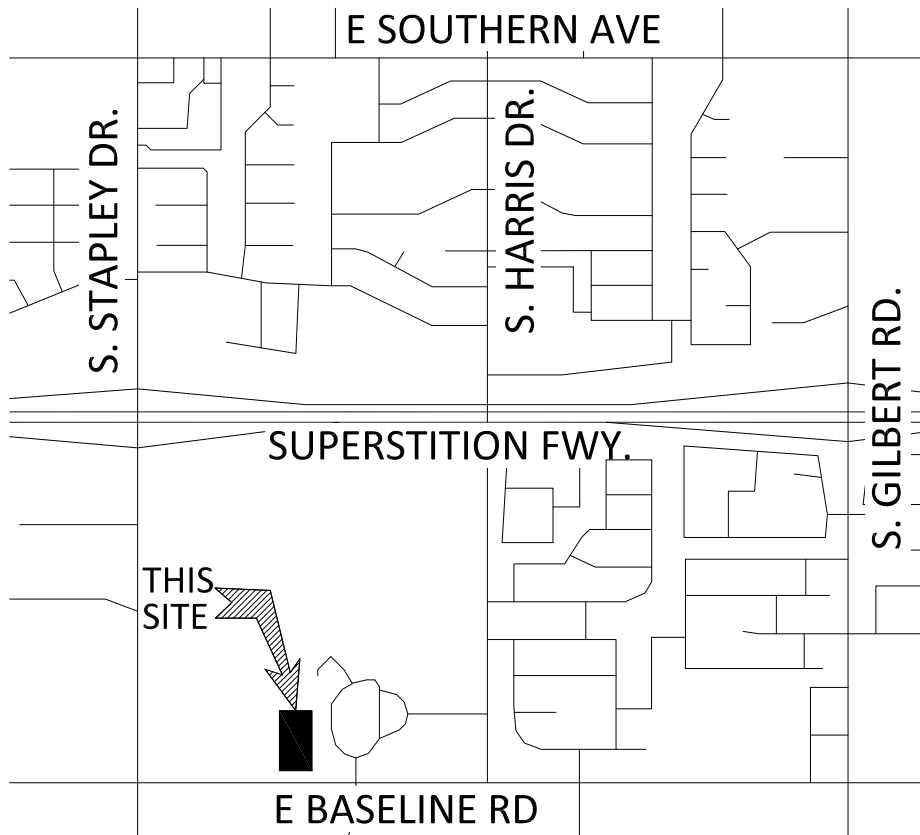
LANDSCAPE PLAN

SCALE: 1" = 20'-0"



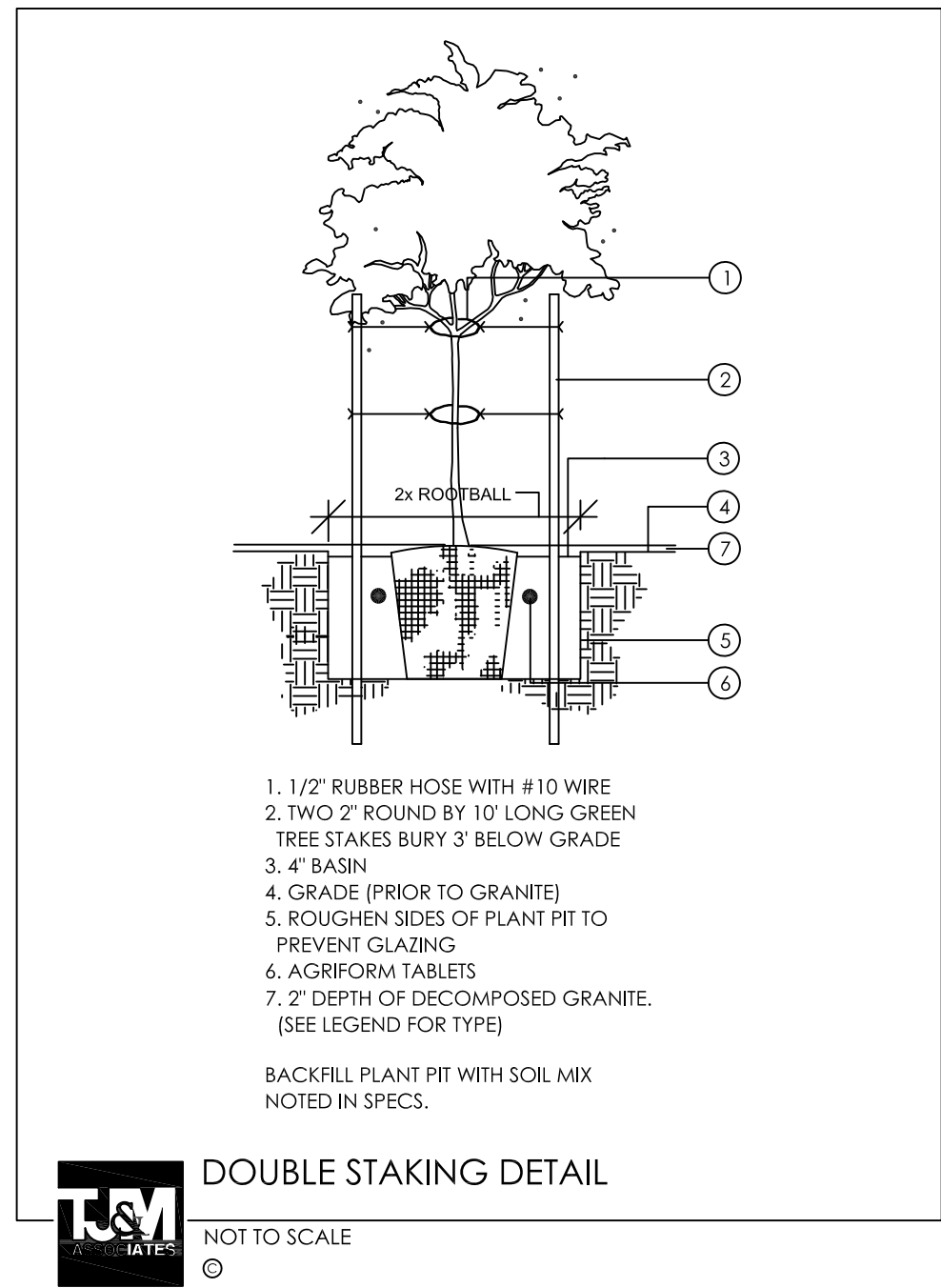
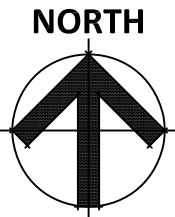
LANDSCAPE LEGEND

- CERCIDIUM 'DESERT MUSEUM' DESERT MUSEUM PALO VERDE 36" BOX (MATCHING)
- EXISTING SHRUB PROTECT FROM CONSTRUCTION
- RUPELLIA PENINSULARIS BAJA RUELLIA 5 GALLON
- TECOMA 'ORANGE JUBILEE' ORANGE JUBILEE 5 GALLON
- HESPERALOE PARVIFLORA RED YUCCA 5 GALLON
- LANTANA MONTEVIDENSIS 'GOLD MOUND' 1 GALLON
- MATCH EXISTING GRANITE DECOMPOSED GRANITE 2" DEPTH IN ALL LANDSCAPE AREAS



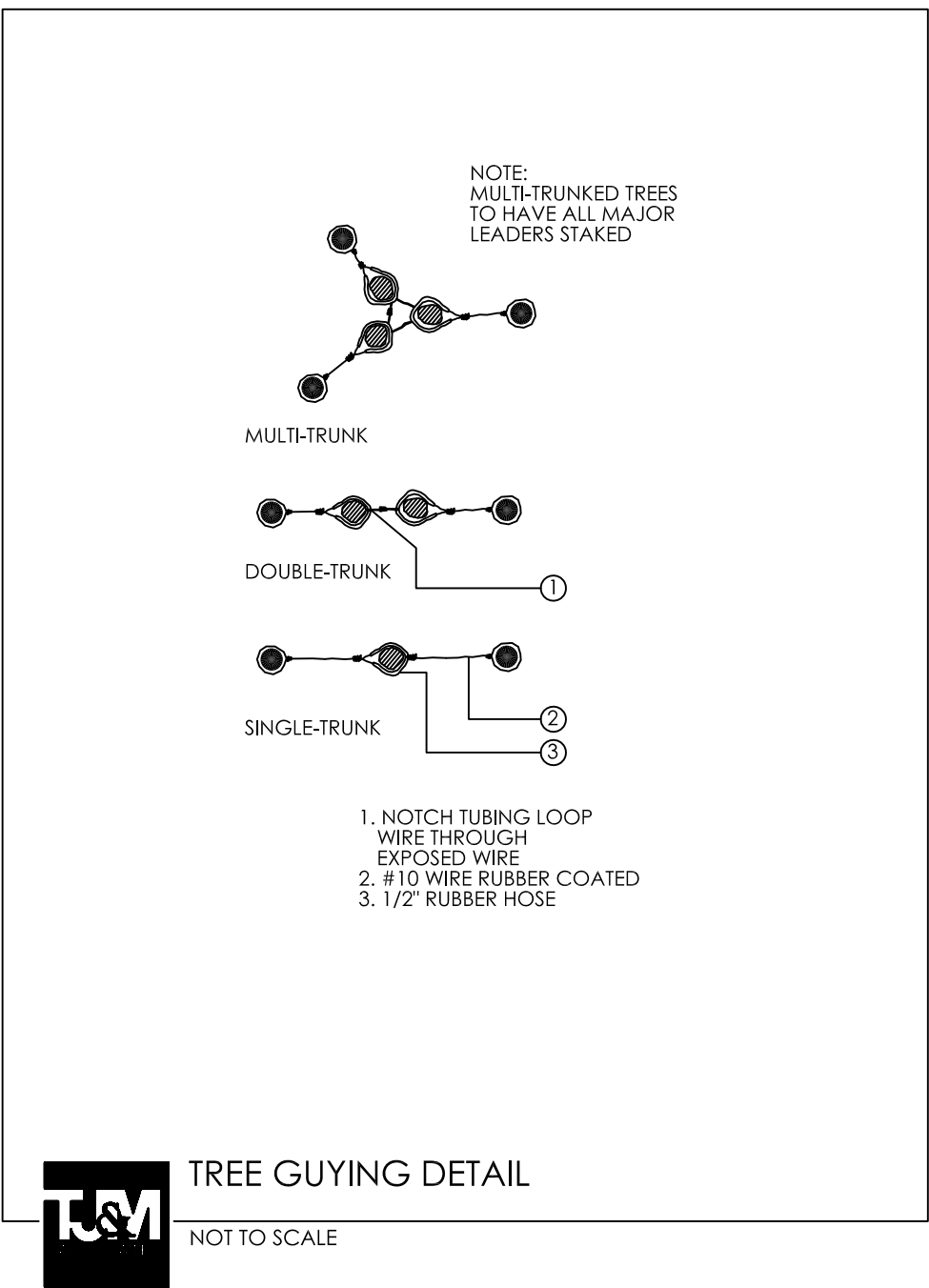
VICINITY MAP

SCALE: N.T.S



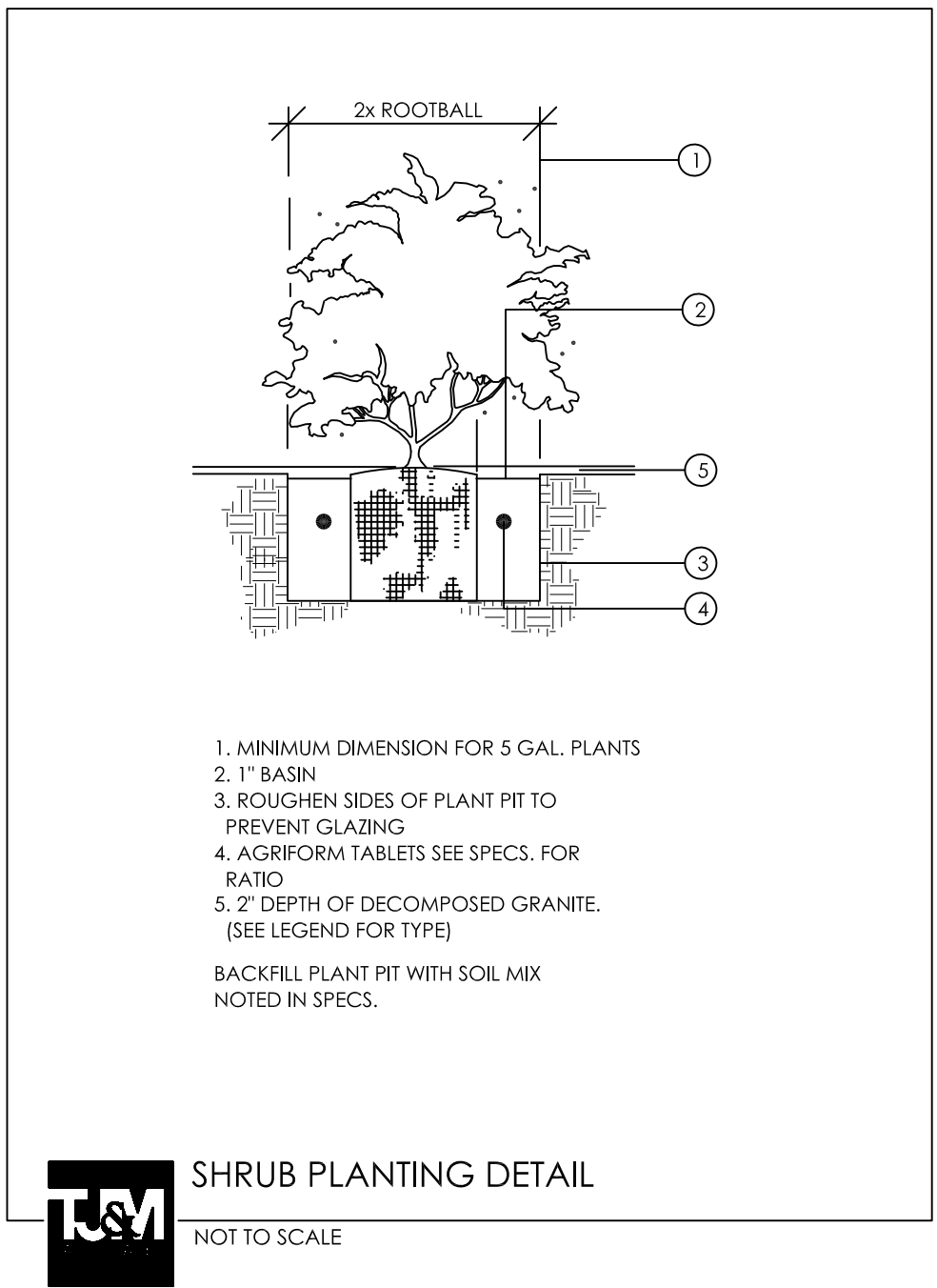
DOUBLE STAKING DETAIL

NOT TO SCALE



TREE GUYING DETAIL

NOT TO SCALE



SHRUB PLANTING DETAIL

NOT TO SCALE

T.J. McQUEEN & ASSOCIATES, INC.  
LANDSCAPE ARCHITECTURE  
URBAN DESIGN  
SITE PLANNING  
8433 East Cholla St., Suite 101  
Scottsdale, Arizona 85260  
P. (602) 265-0320 F. (602) 266-6619  
EMAIL: timmcqueen@tjmla.net



THIS SITE PLAN HAS BEEN PREPARED WITHOUT THE AID OF A SURVEY. ALL PROPERTY BOUNDARIES ARE ROUGH APPROXIMATIONS. THIS DRAWING IS TO BE USED FOR CONCEPTUAL PURPOSES ONLY AND IT IS NOT TO BE THE BASIS FOR ANY LEGALLY BINDING DOCUMENTATION.

LIFE STORAGE  
1356 EAST BASELINE RD.  
MESA, AZ 85204  
DATE: 3-23-207 (PRELIMINARY)

2016 R.K.A.A. ARCHITECTS, INC. ALL RIGHTS RESERVED. THIS DRAWING IS AN INSTRUMENT OF SERVICE. IT IS THE PROPERTY OF R.K.A.A. ARCHITECTS, INC. AND MAY NOT BE DUPLICATED, USED OR DISCLOSED WITHOUT WRITTEN PERMISSION OF THE ARCHITECT.

La.01

RKAA# 16200.00



CITY OF MESA  
LANDSCAPE NOTES

1. ALL LANDSCAPE AREAS TO RECEIVE 2" LAYER DECOMPOSED GRANITE
2. ALL LANDSCAPE AREA TO BE WATERED BY UNDERGROUND AUTOMATIC IRRIGATION SYSTEM.
3. THE HEIGHTS AND CALIPERS SHALL COMPLY WITH 'ARIZONIA NURSERY ASSOCIATION SPECIFICATIONS' FOR THAT SIZE AND TYPE OF TREE.
4. REQUIRED TREES SHALL BE PROVIDED IN EQUAL NUMBERS OF 15 GALLON SIZE AND 24" BOX SIZE OR LARGER.
5. REQUIRED SHRUBS SHALL HAVE A MATURE GROWTH HEIGHT OF 18" AT LEAST 50% OF REQUIRE SHRUBS SHALL BE 5 GALLON SIZE.
6. PLANT MATERIAL SHALL BE CALCULATED BASED ON A LINEAR MODULE OF 25 FEET. TREES AND SHRUBS MAY BE CLUSTERED.

ARTERIAL STREET:

(2) TREES AND (6) SHRUBS PER 25' OF STREET FRONTAGE

MAJOR, MIDSECTION COLLECTOR STREET:

(2) TREES AND (6) SHRUBS PER 25' OF STREET FRONTAGE

COLLECTOR/INDUSTRIAL/COMMERICAL STREET:

(1) TREES AND (4) SHRUBS PER 25' OF STREET FRONTAGE

PUBLIC OR PRIVATE LOCAL STREET:

(1) TREES AND (4) SHRUBS PER 25' OF STREET FRONTAGE

7. PLANT MATERIAL SIZES REQUIRED:

TREES: (TOTAL REQUIRED TREES:)

25% SHALL BE 36" BOX OR LARGER  
50% SHALL BE 24" BOX OR LARGER  
NO TREES LESS THAN 15 GALLON

SHRUBS: (TOTAL REQUIRED SHRUBS:)

50% SHALL BE 5 GALLON OR LARGER.  
NO SHRUBS LESS THAN 1 GALLON

8. 1 TREES AND 3 SHRUBS FOR EVERY 15' PARKING ISLAND. PARKING SHALL BE INSTALLED @ EACH END OF ROW OF STALLS AND IN BETWEEN FOR MAXIMUM OF EIGHT CONTIGUOUS PARKING SPACES

9. FOUNDATION LANDSCAPING: LANDSCAPING TO A MINIMUM HEIGHT OF 18" IS REQUIRED IMMEDIATELY ADJACENT TO, OR PROVIDED IN PLANTER AREAS ADJACENT TO BUILDING, WHICH HAVE FRONTAGE ON A PUBLIC STREET. PLANTING AREAS MUST BE A MIN. OF 5' WIDE AND A MIN. OF 50% PLANT COVERAGE.

10. THE BACKFLOW PREVENTION ASSEMBLY SHALL BE TESTED AND APPROVED BY A CERTIFIED TECHNICIAN DESIGNATED IN THE CURRENT CITY OF MESA LIST THE APPROVED INSPECTORS PRIOR TO THE REQUEST FOR FINAL INSPECTION".

11. THE REQUIRED BACKFLOW PREVENTION ASSEMBLY SHALL BE MANUFACTURER AND MODEL NUMBER DESIGNATED IN THE CURRENT CITY OF MESA LIST OF APPROVED BACKFLOW PREVENTION ASSEMBLIES".

12. ALL WORK WILL BE DONE UNDER SEPARATE PERMIT FOR SIGNS".

13. ALL LANDSCAPING INSTALLED WITH THIS PROJECT TO BE MAINTAINED BY OWNERS ASSOC. OR OWNERS ASSOCIATION OF COMMERCIAL SUBDIVISION OR MANAGEMENT COMPANY IF COMMERCIAL RENTALS

14. THAT ALL TREES AND SHRUBS LOCATED IN LINE-OF-SIGHT WILL BE MAINTAINED TO A CLEAR AREA BETWEEN OF 3' TO 7'

15. RIP-RAP MUST BE ON NATURAL MATERIALS MATCHING D.G COLORS CONCRETE OR GUNITE MUST BE COLORED TO MATCH D.G. COLOR

16. TREES SHALL BE PLANTED @ LEAST 20' AWAY FROM ANY STREET LIGHT POLE OR LOCATION. SHRUBS SHALL BE PLANTED @ LEAST 7' FEET AWAY FROM ANY STREET LIGHT POLE OR LCC.

17. 10% OF TOTAL TREES IN PARKING SHALL BE 36" BOX OR LARGER.

ADDITIONAL MESA NOTES:

1. REQUIRED TREES SHALL BE A MINIMUM SIZE AS SPECIFIED IN THE ARIZONA NURSERY ASSOCIATION 'RECOMMENDED TREE SPECIFICATIONS' LATEST EDITION.
2. ALL LANDSCAPE MATERIAL INSTALLED SHALL BE MAINTAINED BY THE OWNER / OR LESSEE IN ACCORDANCE WITH THE APPROVED LANDSCAPE PLAN.
3. REQUIRED LANDSCAPE AREAS SHALL BE FREE FROM ENCROACHMENT BY ANY USE STRUCTURE, VEHICLE OR FEATURE NOT PART OF THE LANDSCAPE DESIGN.
4. BACKFLOW PREVENTERS 2" OR LARGER SHALL BE SCREENED WITH LANDSCAPE MATERIALS LOCATED WITHIN A 6' RADIUS OF THE BACKFLOW PREVENTER. ALL BACKFLOW PREVENTERS LESS THAN 2" SHALL BE PLACED IN A WIRE MESH ENCLOSURE PAINTED GREEN TO DISCOURAGE THEFT AS REQUIRED BY THE POLICE DEPARTMENT.